



# SACRAMENTO CITY UNIFIED SCHOOL DISTRICT BOARD OF EDUCATION

Agenda Item 12.2

**Meeting Date:** June 16, 2016

**Subject:** Head Start/Early Head Start/Early Head Start Expansion Reports

- Information Item Only
- Approval on Consent Agenda
- Conference (for discussion only)
- Conference/First Reading (Action Anticipated: \_\_\_\_\_)
- Conference/Action
- Action
- Public Hearing

**Division:** Academic Office/Child Development

**Recommendation:** None

**Background/Rationale:** The Office of Head Start, under the auspices of the U.S. Department of Health and Human Services/Administration for Children and Families, mandates that all Head Start/Early Head Start governing entities receive specified reports related to the operational and fiduciary status of the program. These reports must include information and/or a status update in the followings areas: budget, credit card usage, USDA meals/snacks, enrollment, and program updates or summaries, if applicable. Attached, are essential monthly reports for Board members' review.

**Financial Considerations:** N/A

**LCAP Goal(s):** College and Career Ready; Family and Community Engagement

**Documents Attached:**

1. Attachment 1: Head Start/Early Head Start Monthly Report Summary – May
2. Attachment 2: Child Development April 2016 Fiscal Report - Head Start Basic
3. Attachment 3: Child Development April 2016 Fiscal Report - Head Start Training & Technical Assistance
4. Attachment 4: Child Development April 2016 Fiscal Report - Early Head Start Basic
5. Attachment 5: Child Development April 2016 Fiscal Report - Early Head Start Training & Technical Assistance
6. Attachment 6: Child Development April 2016 Fiscal Report – Early Head Start CCP Basic
7. Attachment 7: Child Development April 2016 Fiscal Report – Early Head Start CCP Training & Technical Assistance
8. Attachment 8: Child Development April 2016 Fiscal Report – Early Head Start CCP Start Up
9. Attachment 9: Child Development May 2016 Fiscal Report - Head Start Basic

10. Attachment 10: Child Development May 2016 Fiscal Report - Head Start Training & Technical Assistance
11. Attachment 11: Child Development May 2016 Fiscal Report - Early Head Start Basic
12. Attachment 12: Child Development May 2016 Fiscal Report - Early Head Start Training & Technical Assistance
13. Attachment 13: Child Development May 2016 Fiscal Report – Early Head Start CCP Basic
14. Attachment 14: Child Development May 2016 Fiscal Report – Early Head Start CCP Training & Technical Assistance
15. Attachment 15: Child Development May 2016 Fiscal Report – Early Head Start CCP Start Up

<p><b>Estimated Time of Presentation:</b> N/A</p> <p><b>Submitted by:</b> Jacqualynn Bonini, Interim Director, Child Development</p> <p><b>Approved by:</b> José L. Banda, Superintendent</p>
---

**Attachment 1  
Head Start / Early Head Start  
Monthly Report Summary  
June 2016**

**Budget Reports**

HS, EHS, CCP April 2016 Reports  
HS, EHS, CCP May 2016 Reports

**USDA Meals and Snacks for March 2016**

	<b><i>Breakfast</i></b>	<b><i>Lunch</i></b>	<b><i>Snack am</i></b>	<b><i>Snack pm</i></b>
Early Head Start	679	810	NA	454
Head Start Part-day	4313	1052	4320	1055
Head Start Wrap	7318	6406	NA	5740
Full-day Collaboration	3647	4048	NA	2469

**USDA Meals and Snacks for April 2016**

	<b><i>Breakfast</i></b>	<b><i>Lunch</i></b>	<b><i>Snack am</i></b>	<b><i>Snack pm</i></b>
Early Head Start	701	780	NA	451
Head Start Part-day	4659	1105	4686	1159
Head Start Wrap	8530	6946	NA	6295
Full-day Collaboration	4118	4519	NA	2928

**Credit Card Statements**

May 2016: \$156.13 – Diapers for Early Head Start

**Enrollment Report for April 2016**

<b>Head Start Enrollment</b>	
Funded Enrollment	1211
Actual Enrollment	1200
Percentage of Actual Attendance	86%

<b>Early Head Start Enrollment</b>	
Funded Enrollment	144
Actual Enrollment	150
Percentage of Actual Attendance	86%

<b>Early Head Start Expansion Enrollment</b>	
Funded Enrollment	40
Actual Enrollment	41
Percentage of Actual Attendance	81%

**Disabilities Report for May 2016**

Head Start	155
Early Head Start	20
EHS Expansion	4

**Comments/Program Up-dates**

There are no program updates at this time.

## Attachment 2

### SETA MONTHLY FISCAL REPORT

925 Del Paso Blvd., Suite 100, Sacramento, CA 95815

**R5210**

Month: April 1 - April 30, 2016

Delegate: SCUSD - Child Development Department

Remit to address General Accounting Department - 802A

5735 47th Avenue

SACRAMENTO, CA 95824

Agreement No.: 09CH0012-005

Program:  PA 22 HS BASIC R5210

PA 20 BASIC T/TA

PA 25 EHS

PA 26 EHS T/TA

OTHER

	Cost Item	Actual Expenses		* Current Budget	Unexpended Balance
		Current Period & Adjustments	Cumulative To Date		
I. A D M I N	Personnel	14,725.71	94,250.65	324,782.00	230,531.35
	Fringe Benefits	5,694.92	43,445.66	200,814.00	157,368.34
	Travel	0.00	0.00	0.00	0.00
	Equipment	0.00	0.00	0.00	0.00
	Supplies	(5.31)	2,661.99	20,000.00	17,338.01
	Contractual	0.00	0.00	0.00	0.00
	Construction	0.00	0.00	0.00	0.00
	Other	35.27	522.56	1,200.00	677.44
	Indirect Costs 3.91%	30,269.46	246,535.10	324,203.00	77,667.90
	<b>I. TOTAL ADMINISTRATION</b>	<b>\$50,720.05</b>	<b>\$387,415.96</b>	<b>\$870,999.00</b>	<b>\$483,583.04</b>
Non-Federal Administration					
Total Fed. And Non-Fed. Administration	\$50,720.05	\$387,415.96	\$870,999.00	\$483,583.04	
II. P R O G R A M	Personnel	454,087.48	3,760,455.72	4,000,388.00	239,932.28
	Fringe Benefits	279,185.44	2,293,409.10	3,211,013.00	917,603.90
	Travel	0.00	1,125.00	0.00	(1,125.00)
	Equipment	0.00	0.00	0.00	0.00
	Supplies	2,866.11	38,697.56	275,059.00	236,361.44
	Contractual	0.00	0.00	0.00	0.00
	Construction	0.00	0.00	0.00	0.00
	Other	17,565.24	70,676.92	258,373.00	187,696.08
	<b>II. TOTAL PROGRAM</b>	<b>\$753,704.27</b>	<b>\$6,164,364.30</b>	<b>\$7,744,833.00</b>	<b>1,580,468.70</b>
	NON-FEDERAL PROGRAM Basic & T/TA March				
<b>TOTAL SETA COSTS (I + II)</b>	<b>\$230,141.39</b>	<b>\$1,733,607.23</b>	<b>\$2,158,958.00</b>	<b>425,350.77</b>	
	<b>\$804,424.32</b>	<b>\$6,551,780.26</b>	<b>\$8,615,832.00</b>	<b>2,064,051.74</b>	

Gerardo Castillo	5/11/2016	Shelagh Ferguson	916.643.7878
Chief Business Officer - Authorized Signature	Date	Prepared By	Phone

### Attachment 3

#### SETA MONTHLY FISCAL REPORT

925 Del Paso Blvd., Suite 100, Sacramento, CA 95815

**R5212**

Month: April 1 - April 30, 2016

Delegate: SCUSD - Child Development Department

Remit to address General Accounting Department - 802A

5735 47th Avenue

SACRAMENTO, CA 95824

Agreement No.: 09CH0012-005

Program:  PA 22 HS BASIC

PA 20 BASIC T/TA R5212

PA 25 EHS

PA 26 EHS T/TA

OTHER

	Cost Item	Actual Expenses		* Current Budget	Unexpended Balance
		Current Period & Adjustments	Cumulative To Date		
I. A D M I N	Personnel				0.00
	Fringe Benefits				0.00
	Travel				0.00
	Equipment				0.00
	Supplies				0.00
	Contractual				0.00
	Construction				0.00
	Other				0.00
	Indirect 3.91%	152.49	546.83	753.00	206.17
	<b>I. TOTAL ADMINISTRATION</b>	<b>\$152.49</b>	<b>\$546.83</b>	<b>\$753.00</b>	<b>\$206.17</b>
Non-Federal Administration					
Total Fed. And Non-Fed. Administration	\$152.49	\$546.83	\$753.00	\$206.17	
II. P R O G R A M	Personnel	0.00	0.00	0.00	0.00
	Fringe Benefits	0.00	0.00	0.00	0.00
	Travel	0.00	247.70	0.00	(247.70)
	Equipment	0.00	0.00	0.00	0.00
	Supplies	0.00	1,037.50	1,000.00	(37.50)
	Contractual	0.00	0.00	0.00	0.00
	Construction	0.00	0.00	0.00	0.00
	Other	3,900.00	12,700.00	18,247.00	5,547.00
					0.00
	<b>II. TOTAL PROGRAM</b>	<b>\$3,900.00</b>	<b>\$13,985.20</b>	<b>\$19,247.00</b>	<b>5,261.80</b>
NON-FEDERAL PROGRAM Basic & T/TA August	\$0.00	\$0.00	\$0.00	0.00	
<b>TOTAL SETA COSTS (I + II)</b>	<b>\$4,052.49</b>	<b>\$14,532.03</b>	<b>\$20,000.00</b>	<b>5,467.97</b>	

Gerardo Castillo	5/11/2016	Shelagh Ferguson	916.643.7878
Chief Business Officer - Authorized Signature	Date	Prepared By	Phone



Attachment 4

**SETA MONTHLY FISCAL REPORT**

925 Del Paso Blvd., Suite 100, Sacramento, CA 95815

**R5213**

Month: April 1 - April 30, 2016

Delegate: SCUSD - Child Development Department

Remit to address General Accounting Department - 802A

5735 47th Avenue

SACRAMENTO, CA 95824

Agreement No.: 09CH0012-005

Program:  PA 22 HS BASIC


PA 20 BASIC T/TA

PA 25 EHS R5213

PA 26 EHS T/TA

OTHER

Cost Item	Actual Expenses		* Current Budget	Unexpended Balance	
	Current Period & Adjustments	Cumulative To Date			
I. A D M I N	Personnel	2,341.72	16,799.25	39,087.00	22,287.75
	Fringe Benefits	1,149.08	8,885.97	31,096.00	22,210.03
	Travel	0.00	0.00	0.00	0.00
	Equipment	0.00	0.00	0.00	0.00
	Supplies	0.00	1,209.82	1,500.00	290.18
	Contractual	0.00	0.00	0.00	0.00
	Construction	0.00	0.00	0.00	0.00
	Other	1.74	21.57	100.00	78.43
	Indirect Costs 3.91%	4,432.66	37,574.74	57,836.00	20,261.26
	I. TOTAL ADMINISTRATION	\$7,925.20	\$64,491.35	\$129,619.00	\$65,127.65
Non-Federal Administration					
Total Fed. And Non-Fed. Administration	\$7,925.20	\$64,491.35	\$129,619.00	\$65,127.65	
II. P R O G R A M	Personnel	67,078.75	563,312.28	748,070.00	184,757.72
	Fringe Benefits	38,188.13	355,167.19	623,367.00	268,199.81
	Travel	0.00	0.00	0.00	0.00
	Equipment	0.00	0.00	0.00	0.00
	Supplies	492.94	4,495.96	17,808.00	13,312.04
	Contractual	0.00	0.00	0.00	0.00
	Construction	0.00	0.00	0.00	0.00
	Other	4,114.96	11,098.82	18,178.00	7,079.18
	II. TOTAL PROGRAM	\$109,874.78	\$934,074.25	\$1,407,423.00	473,348.75
	NON-FEDERAL PROGRAM Basic & T/TA March & April	\$38,703.84	\$165,504.75	\$391,152.00	225,647.25
TOTAL SETA COSTS ( I + II )	\$117,799.98	\$998,565.60	\$1,537,042.00	538,476.40	

Gerardo Castillo		5/11/2016	Shelagh Ferguson	916.643.7878
Chief Business Officer - Authorized Signature		Date	Prepared By	Phone

Attachment 5

**SETA MONTHLY FISCAL REPORT**

925 Del Paso Blvd., Suite 100, Sacramento, CA 95815

**R5216**

Month: April 1 - April 30, 2016

Delegate: SCUSD - Child Development Department

Remit to address General Accounting Department - 802A

5735 47th Avenue

SACRAMENTO, CA 95824

Agreement No.: 09CH0012-005

Program:  PA 22 HS BASIC


PA 20 BASIC T/TA

PA 25 EHS

PA 26 EHS T/TA R5216

OTHER

Cost Item	Actual Expenses		* Current Budget	Unexpended Balance
	Current Period & Adjustments	Cumulative To Date		
I. Personnel				0.00
Fringe Benefits				0.00
Travel				0.00
Equipment				0.00
A Supplies				0.00
D Contractual				0.00
M Construction				0.00
I Other				0.00
N Indirect 3.91%	48.88	243.35	1,037.00	793.65
<b>i. TOTAL ADMINISTRATION</b>	<b>\$48.88</b>	<b>\$243.35</b>	<b>\$1,037.00</b>	<b>\$793.65</b>
Non-Federal Administration				
Total Fed. And Non-Fed. Administration	\$48.88	\$243.35	\$1,037.00	\$793.65
II. Personnel	0.00	0.00	0.00	0.00
Fringe Benefits	0.00	0.00	0.00	0.00
P Travel	0.00	435.00	0.00	(435.00)
R Equipment	0.00	0.00	0.00	0.00
O Supplies	0.00	1,338.74	2,725.00	1,386.26
G Contractual	0.00	0.00	0.00	0.00
R Construction	0.00	0.00	0.00	0.00
A Other	1,250.00	4,450.01	23,802.00	19,351.99
M				0.00
<b>II. TOTAL PROGRAM</b>	<b>\$1,250.00</b>	<b>\$6,223.75</b>	<b>\$26,527.00</b>	<b>20,303.25</b>
NON-FEDERAL PROGRAM Basic & T/TA August				
	\$0.00	\$0.00	\$0.00	0.00
<b>TOTAL SETA COSTS ( I + II )</b>	<b>\$1,298.88</b>	<b>\$6,467.10</b>	<b>\$27,564.00</b>	<b>21,096.90</b>

Gerardo Castillo 	5/11/2016	Shelagh Ferguson	916.643.7878
Chief Business Officer - Authorized Signature	Date	Prepared By	Phone



**CHILD DEVELOPMENT DEPARTMENT  
SETA MONTHLY FISCAL REPORT**

Attachment 6

R5211

Month: April 1 - April 30, 2016

Agreement No.: 15C5551S0(2)

Delegate: SACRAMENTO CITY UNIFIED SCHOOL DISTRICT

Program:  PA 3125 EHS-CCP BASIC R5211

Remit to address: GENERAL ACCOUNTING DEPARTMENT - 802A

PA 3120 EHS-CCP T/TA R5221

5735 47TH AVENUE

PA 3128 EHS-CCP START UP R5243

SACRAMENTO, CA 95824

Cost Item	Actual Expenses		* Current Budget	Unexpended Balance
	Current Period & Adjustments	Cumulative To Date		
I. Personnel	0.00	0.00	0.00	0.00
Fringe Benefits	0.00	0.00	0.00	0.00
A. Occupancy	0.00	0.00	0.00	0.00
D. Staff Travel	0.00	0.00	0.00	0.00
M. Supplies	0.00	0.00	0.00	0.00
E. Other	0.00	0.00	0.00	0.00
N. Indirect Costs 4.51% & 3.91%	1,921.91	19,665.70	42,420.00	22,754.30
I. TOTAL ADMINISTRATION	\$1,921.91	\$19,665.70	\$42,420.00	\$22,754.30
NON-FEDERAL ADMINISTRATION *				
TOTAL FED & NON-FED ADMIN	\$1,921.91	\$19,665.70	\$42,420.00	\$22,754.30
II. a. Personnel**	26,658.92	279,444.46	473,475.00	194,030.54
b. Fringe Benefits**	19,016.59	177,707.99	336,276.00	158,568.01
P. c. Travel	0.00	0.00	0.00	0.00
R. d. Equipment	0.00	0.00	150,000.00	150,000.00
O. e. Supplies	2,809.50	37,190.23	37,637.00	446.77
G. f. Contractual	0.00	0.00	0.00	0.00
R. g. Construction	0.00	0.00	0.00	0.00
A. h. Other	668.69	7,120.55	10,192.00	3,071.45
M. II. TOTAL PROGRAM	\$49,153.70	\$501,463.23	\$1,007,580.00	506,116.77
NON-FEDERAL PROGRAM Basic & T/TA March & April	\$33,149.68	\$138,784.23	\$179,375.00	40,590.77
TOTAL SETA COSTS (I+ II)	\$51,075.61	\$521,128.93	\$1,050,000.00	528,871.07

Gerardo Castillo		5/9/2016	Shelagh Ferguson	916.643.7878
Chief Business Officer - Authorized Signature		Date	Prepared By	Phone

**SUBSIDIZED SLOTS**

How many subsidized slots are you contractually obligated to retain? 8

How many subsidized slots do you currently have? 8  
100%

If the number of current subsidized slots is less than the contractual obligation, then you must submit the "Subsidy Loss Reimbursement Claim Form" to receive a reimbursement for the lost subsidy.

**CHILD DEVELOPMENT DEPARTMENT  
SETA MONTHLY FISCAL REPORT**

**Attachment 7**

**R5221**

Month: April 1 - April 30, 2016


Delegate: SACRAMENTO CITY UNIFIED SCHOOL DISTRICT

Remit to address: GENERAL ACCOUNTING DEPARTMENT - 802A  
5735 47TH AVENUE  
SACRAMENTO, CA 95824

Agreement No.: 15C5551S0(2)

Program:  PA 3125 EHS-CCP BASIC R5211  
 PA 3120 EHS-CCP T/TA R5221  
 PA 3128 EHS-CCP START UP R5243

Cost Item	Actual Expenses		* Current Budget	Unexpended Balance	
	Current Period & Adjustments	Cumulative To Date			
I A D M I N	Personnel	0.00	0.00	0.00	
	Fringe Benefits	0.00	0.00	0.00	
	Occupancy	0.00	0.00	0.00	
	Staff Travel	0.00	0.00	0.00	
	Supplies	0.00	0.00	0.00	
	Other	0.00	0.00	0.00	
	Indirect Costs 4.51% & 3.91%	44.97	385.47	1,184.00	798.53
	I. TOTAL ADMINISTRATION	\$44.97	\$385.47	\$1,184.00	\$798.53
	NON-FEDERAL ADMINISTRATION *				
	TOTAL FED & NON-FED ADMIN	\$44.97	\$385.47	\$1,184.00	\$798.53
II P R O G R A M	a. Personnel**	0.00	1,398.51	2,000.00	601.49
	b. Fringe Benefits**	0.00	265.66	1,000.00	734.34
	c. Travel	0.00	2,159.20	8,293.00	6,133.80
	d. Equipment	0.00	0.00	0.00	0.00
	e. Supplies	0.00	2,194.79	500.00	(1,694.79)
	f. Contractual	0.00	0.00	0.00	0.00
	g. Construction	0.00	0.00	0.00	0.00
	h. Other	1,150.00	3,713.85	25,664.00	21,950.15
	II. TOTAL PROGRAM	\$1,150.00	\$9,732.01	\$37,457.00	27,724.99
	NON-FEDERAL PROGRAM				
TOTAL SETA COSTS (I + II)	\$1,194.97	\$10,117.48	\$38,641.00	28,523.52	

Gerardo Castillo		5/9/2016	Shelagh Ferguson	916.643.7878
Chief Business Officer		Date	Prepared By	Phone

**SUBSIDIZED SLOTS**

How many subsidized slots are you contractually obligated to retain? 8

How many subsidized slots do you currently have? 8  
100%

If the number of current subsidized slots is less than the contractual obligation, then you must submit the "Subsidy Loss Reimbursement Claim Form" to receive a reimbursement for the lost subsidy.

**Attachment 8**  
**CHILD DEVELOPMENT DEPARTMENT**  
**SETA MONTHLY FISCAL REPORT**  
**R5243**

Month: April 1 - April 30, 2016

Delegate: SACRAMENTO CITY UNIFIED SCHOOL DISTRICT

Remit to address: GENERAL ACCOUNTING DEPARTMENT - 802A  
5735 47TH AVENUE  
SACRAMENTO, CA 95824

Agreement No.: 15C5551S0(2)

Program:  PA 3125 EHS-CCP BASIC R5211  
 PA 3120 EHS-CCP T/TA R5221  
 PA 3128 EHS-CCP START UP R5243

Cost Item	Actual Expenses		* Current Budget	Unexpended Balance
	Current Period & Adjustments	Cumulative To Date		
I Personnel	0.00	0.00	0.00	0.00
Fringe Benefits	0.00	0.00	0.00	0.00
A Occupancy	0.00	0.00	0.00	0.00
D Staff Travel	0.00	0.00	0.00	0.00
M Supplies	0.00	0.00	0.00	0.00
I Other	0.00	0.00	0.00	0.00
N Indirect Costs 4.51% & 3.91%	0.00	0.00	0.00	0.00
I. TOTAL ADMINISTRATION	\$0.00	\$0.00	\$0.00	\$0.00
NON-FEDERAL ADMINISTRATION *				
TOTAL FED & NON-FED ADMIN	\$0.00	\$0.00	\$0.00	\$0.00
II a. Personnel**	0.00	0.00	0.00	0.00
b. Fringe Benefits**	0.00	0.00	0.00	0.00
P c. Travel	0.00	0.00	0.00	0.00
R d. Equipment	8.35	4,713.55	0.00	(4,713.55)
O e. Supplies	0.00	1,205.31	15,785.00	14,579.69
G f. Contractual	0.00	0.00	0.00	0.00
R g. Construction	0.00	0.00	14,915.00	14,915.00
A h. Other	0.00	525.00	0.00	(525.00)
M				
II. TOTAL PROGRAM	\$8.35	\$6,443.86	\$30,700.00	24,256.14
NON-FEDERAL PROGRAM	\$0.00	\$0.00	\$0.00	0.00
TOTAL SETA COSTS (I+II)	\$8.35	\$6,443.86	\$30,700.00	24,256.14

Gerardo Castillo	5/9/2016	Shelagh Ferguson	916.643.7878
Chief Business Officer	Date	Prepared By	Phone

**SUBSIDIZED SLOTS**

How many subsidized slots are you contractually obligated to retain? 8

How many subsidized slots do you currently have? 8  
100%

If the number of current subsidized slots is less than the contractual obligation, then you must submit the "Subsidy Loss Reimbursement Claim Form" to receive a reimbursement for the lost subsidy.



## Attachment 9

### SETA MONTHLY FISCAL REPORT 925 Del Paso Blvd., Suite 100, Sacramento, CA 95815 R5210

Month:	May 1 - May 31, 2016	Agreement No.:	09CH0012-005
Delegate:	SCUSD - Child Development Department	Program:	<input checked="" type="checkbox"/> PA 22 HS BASIC R5210 <input type="checkbox"/> PA 20 BASIC T/TA <input type="checkbox"/> PA 25 EHS <input type="checkbox"/> PA 26 EHS T/TA <input type="checkbox"/> OTHER
Remit to address	General Accounting Department - 802A		
	5735 47th Avenue		
	SACRAMENTO, CA 95824		

	Cost Item	Actual Expenses		* Current Budget	Unexpended Balance	
		Current Period & Adjustments	Cumulative To Date			
L  A D M I N	Personnel	14,724.55	108,975.20	324,782.00	215,806.80	
	Fringe Benefits	5,743.78	49,189.44	200,814.00	151,624.56	
	Travel	0.00	0.00	0.00	0.00	
	Equipment	0.00	0.00	0.00	0.00	
	Supplies	86.13	2,748.12	20,000.00	17,251.88	
	Contractual	0.00	0.00	0.00	0.00	
	Construction	0.00	0.00	0.00	0.00	
	Other	60.88	583.44	1,200.00	616.56	
	Indirect Costs 3.91%	30,534.14	277,069.24	324,203.00	47,133.76	
	<b>I. TOTAL ADMINISTRATION</b>		<b>\$51,149.48</b>	<b>\$438,565.44</b>	<b>\$870,999.00</b>	<b>\$432,433.56</b>
Non-Federal Administration						
Total Fed. And Non-Fed. Administration		\$51,149.48	\$438,565.44	\$870,999.00	\$432,433.56	
P R O G R A M	Personnel	463,094.38	4,223,550.10	4,400,388.00	176,837.90	
	Fringe Benefits	281,748.42	2,575,157.52	2,811,013.00	235,855.48	
	Travel	151.25	1,276.25	3,000.00	1,723.75	
	Equipment	0.00	0.00	0.00	0.00	
	Supplies	2,463.49	41,161.05	272,059.00	230,897.95	
	Contractual	0.00	0.00	0.00	0.00	
	Construction	0.00	0.00	0.00	0.00	
	Other	12,851.31	83,528.23	258,373.00	174,844.77	
	<b>II. TOTAL PROGRAM</b>		<b>\$760,308.85</b>	<b>\$6,924,673.15</b>	<b>\$7,744,833.00</b>	<b>820,159.85</b>
	NON-FEDERAL PROGRAM Basic & T/TA Additional prior months & April		\$305,503.99	\$2,039,111.22	\$2,158,958.00	119,846.78
<b>TOTAL SETA COSTS ( I + II )</b>		<b>\$811,458.33</b>	<b>\$7,363,238.59</b>	<b>\$8,615,832.00</b>	<b>1,252,593.41</b>	

Gerardo Castillo	6/3/2016	Shelagh Ferguson	916.643.7878
Chief Business Officer - Authorized Signature	Date	Prepared By	Phone

# Attachment 10

## SETA MONTHLY FISCAL REPORT 925 Del Paso Blvd., Suite 100, Sacramento, CA 95815 R5212

Month: May 1 - May 31, 2016 Agreement No.: 09CH0012-005

Delegate: SCUSD - Child Development Department Program:  PA 22 HS BASIC

Remit to address General Accounting Department - 802A  PA 20 BASIC T/TA R5212

5735 47th Avenue  PA 25 EHS

SACRAMENTO, CA 95824  PA 26 EHS T/TA

OTHER

Cost Item	Actual Expenses		* Current Budget	Unexpended Balance	
	Current Period & Adjustments	Cumulative To Date			
I. A D M I N	Personnel			0.00	
	Fringe Benefits			0.00	
	Travel			0.00	
	Equipment			0.00	
	Supplies			0.00	
	Contractual			0.00	
	Construction			0.00	
	Other			0.00	
	Indirect 3.91%	46.34	593.17	753.00	159.83
	I. TOTAL ADMINISTRATION	\$46.34	\$593.17	\$753.00	\$159.83
	Non-Federal Administration				
Total Fed. And Non-Fed. Administration	\$46.34	\$593.17	\$753.00	\$159.83	
II. P R O G R A M	Personnel	0.00	0.00	0.00	0.00
	Fringe Benefits	0.00	0.00	0.00	0.00
	Travel	85.17	332.87	900.00	567.13
	Equipment	0.00	0.00	0.00	0.00
	Supplies	0.00	1,037.50	1,100.00	62.50
	Contractual	0.00	0.00	0.00	0.00
	Construction	0.00	0.00	0.00	0.00
	Other	1,100.00	13,800.00	17,247.00	3,447.00
					0.00
	II. TOTAL PROGRAM	\$1,185.17	\$15,170.37	\$19,247.00	4,076.63
	NON-FEDERAL PROGRAM Basic & T/TA August	\$0.00	\$0.00	\$0.00	0.00
TOTAL SETA COSTS ( I + II )	\$1,231.51	\$15,763.54	\$20,000.00	4,236.46	

Gerardo Castillo 	6/3/2016	Shelagh Ferguson	916.643.7878
Chief Business Officer - Authorized Signature	Date	Prepared By	Phone



# Attachment 11

## SETA MONTHLY FISCAL REPORT 925 Del Paso Blvd., Suite 100, Sacramento, CA 95815 R5213

Month: May 1 - May 31, 2016 Agreement No.: 09CH0012-005

Delegate: SCUSD - Child Development Department Program:  PA 22 HS BASIC

Remit to address General Accounting Department - 802A  PA 20 BASIC T/TA

5735 47th Avenue  PA 25 EHS R5213

SACRAMENTO, CA 95824  PA 26 EHS T/TA

OTHER

Cost Item	Actual Expenses		* Current Budget	Unexpended Balance	
	Current Period & Adjustments	Cumulative To Date			
I.	Personnel	2,341.72	19,140.97	39,087.00	19,946.03
	Fringe Benefits	1,149.08	10,035.05	31,096.00	21,060.95
	Travel	0.00	0.00	0.00	0.00
	Equipment	0.00	0.00	0.00	0.00
	Supplies	3.87	1,213.69	1,500.00	286.31
	Contractual	0.00	0.00	0.00	0.00
	Construction	0.00	0.00	0.00	0.00
	Other	19.26	40.83	100.00	59.17
	Indirect Costs 3.91%	4,987.31	42,562.05	57,836.00	15,273.95
	<b>I. TOTAL ADMINISTRATION</b>	<b>\$8,501.24</b>	<b>\$72,992.59</b>	<b>\$129,619.00</b>	<b>\$56,626.41</b>
Non-Federal Administration					
Total Fed. And Non-Fed. Administration	\$8,501.24	\$72,992.59	\$129,619.00	\$56,626.41	
II.	Personnel	70,420.89	633,733.17	748,070.00	114,336.83
	Fringe Benefits	52,445.04	407,612.23	623,367.00	215,754.77
	Travel	0.00	0.00	0.00	0.00
	Equipment	0.00	0.00	0.00	0.00
	Supplies	202.26	4,698.22	17,808.00	13,109.78
	Contractual	0.00	0.00	0.00	0.00
	Construction	0.00	0.00	0.00	0.00
	Other	970.66	12,069.48	18,178.00	6,108.52
	<b>II. TOTAL PROGRAM</b>	<b>\$124,038.85</b>	<b>\$1,058,113.10</b>	<b>\$1,407,423.00</b>	<b>349,309.90</b>
NON-FEDERAL PROGRAM Basic & T/TA Additional prior months & May	\$16,620.69	\$182,125.44	\$391,152.00	209,026.56	
<b>TOTAL SETA COSTS (I + II)</b>	<b>\$132,540.09</b>	<b>\$1,131,105.69</b>	<b>\$1,537,042.00</b>	<b>405,936.31</b>	

Gerardo Castillo 	6/3/2016	Shelagh Ferguson	916.643.7878
Chief Business Officer - Authorized Signature	Date	Prepared By	Phone

## Attachment 12

**SETA MONTHLY FISCAL REPORT**  
 925 Del Paso Blvd., Suite 100, Sacramento, CA 95815  
**R5216**

Month: May 1 - May 31, 2016 Agreement No.: 09CH0012-005

Delegate: SCUSD - Child Development Department Program:  PA 22 HS BASIC

Remit to address General Accounting Department - 802A  PA 20 BASIC T/TA

5735 47th Avenue  PA 25 EHS

SACRAMENTO, CA 95824  PA 26 EHS T/TA R5216

OTHER

	Cost Item	Actual Expenses		# Current Budget	Unexpended Balance
		Current Period & Adjustments	Cumulative To Date		
ADMINISTRATION	Personnel				0.00
	Fringe Benefits				0.00
	Travel				0.00
	Equipment				0.00
	Supplies				0.00
	Contractual				0.00
	Construction				0.00
	Other				0.00
	Indirect 3.91%	57.05	300.40	1,037.00	736.60
	<b>I. TOTAL ADMINISTRATION</b>	<b>\$57.05</b>	<b>\$300.40</b>	<b>\$1,037.00</b>	<b>\$736.60</b>
Non-Federal Administration					
Total Fed. And Non-Fed. Administration	\$57.05	\$300.40	\$1,037.00	\$736.60	
PROGRAM	Personnel	0.00	0.00	0.00	0.00
	Fringe Benefits	0.00	0.00	0.00	0.00
	Travel	709.15	1,144.15	2,000.00	855.85
	Equipment	0.00	0.00	0.00	0.00
	Supplies	0.00	1,338.74	2,725.00	1,386.26
	Contractual	0.00	0.00	0.00	0.00
	Construction	0.00	0.00	0.00	0.00
	Other	750.00	5,200.01	21,802.00	16,601.99
					0.00
	<b>II. TOTAL PROGRAM</b>	<b>\$1,459.15</b>	<b>\$7,682.90</b>	<b>\$26,527.00</b>	<b>18,844.10</b>
NON-FEDERAL PROGRAM Basic & T/TA August	\$0.00	\$0.00	\$0.00	0.00	
<b>TOTAL SETA COSTS ( I + II )</b>	<b>\$1,516.20</b>	<b>\$7,983.30</b>	<b>\$27,564.00</b>	<b>19,580.70</b>	
Gerardo Castillo		6/3/2016	Shelagh Ferguson	916.643.7878	
Chief Business Officer - Authorized Signature		Date	Prepared By	Phone	

**Attachment 13**  
**CHILD DEVELOPMENT DEPARTMENT**  
**SETA MONTHLY FISCAL REPORT**

**R5211**

Month: May 1 - May 31, 2016

Delegate: SACRAMENTO CITY UNIFIED SCHOOL DISTRICT

Remit to address: GENERAL ACCOUNTING DEPARTMENT - 802A  
5735 47TH AVENUE  
SACRAMENTO, CA 95824

Agreement No.: 15C5551S0(2)

Program:  PA 3125 EHS-CCP BASIC R5211  
 PA 3120 EHS-CCP T/TA R5221  
 PA 3128 EHS-CCP START UP R5243

Cost Item	Actual Expenses		* Current Budget	Unexpended Balance
	Current Period & Adjustments	Cumulative To Date		
I Personnel	0.00	0.00	0.00	0.00
Fringe Benefits	0.00	0.00	0.00	0.00
A Occupancy	0.00	0.00	0.00	0.00
D Staff Travel	0.00	0.00	0.00	0.00
M Supplies	0.00	0.00	0.00	0.00
I Other	0.00	0.00	0.00	0.00
N Indirect Costs 4.51% & 3.91%	2,145.14	21,810.84	42,420.00	20,609.16
I. TOTAL ADMINISTRATION	\$2,145.14	\$21,810.84	\$42,420.00	\$20,609.16
NON-FEDERAL ADMINISTRATION *				
TOTAL FED & NON-FED ADMIN	\$2,145.14	\$21,810.84	\$42,420.00	\$20,609.16
II a. Personnel**	28,983.61	308,428.07	473,475.00	165,046.93
b. Fringe Benefits**	18,150.88	195,858.87	326,276.00	130,417.13
P c. Travel	0.00	0.00	0.00	0.00
R d. Equipment	11,518.28	11,518.28	150,000.00	138,481.72
O e. Supplies	6,886.42	44,076.65	47,637.00	3,560.35
G f. Contractual	0.00	0.00	0.00	0.00
R g. Construction	0.00	0.00	0.00	0.00
A h. Other	842.05	7,962.60	10,192.00	2,229.40
M				
II. TOTAL PROGRAM	\$66,381.24	\$567,844.47	\$1,007,580.00	439,735.53
NON-FEDERAL PROGRAM Basic & T/TA Additional January-April & May	\$22,673.44	\$161,457.67	\$179,375.00	17,917.33
TOTAL SETA COSTS (I + II)	\$68,526.38	\$589,655.31	\$1,050,000.00	460,344.69

Gerardo Castillo 	6/6/2016	Shelagh Ferguson	916.643.7878
Chief Business Officer - Authorized Signature	Date	Prepared By	Phone

**SUBSIDIZED SLOTS**

How many subsidized slots are you contractually obligated to retain? 8

How many subsidized slots do you currently have? 8  
100%

If the number of current subsidized slots is less than the contractual obligation, then you must submit the "Subsidy Loss Reimbursement Claim Form" to receive a reimbursement for the lost subsidy.



**Attachment 14**  
**CHILD DEVELOPMENT DEPARTMENT**  
**SETA MONTHLY FISCAL REPORT**  
**R5221**

Month: May 1 - May 31, 2016

Delegate: SACRAMENTO CITY UNIFIED SCHOOL DISTRICT

Remit to address: GENERAL ACCOUNTING DEPARTMENT - 802A  
5735 47TH AVENUE  
SACRAMENTO, CA 95824

Agreement No.: 15C5551S0(2)

Program:  PA 3125 EHS-CCP BASIC R5211  
 PA 3120 EHS-CCP T/TA R5221  
 PA 3128 EHS-CCP START UP R5243

Cost Item	Actual Expenses		* Current Budget	Unexpended Balance
	Current Period & Adjustments	Cumulative To Date		
I Personnel	0.00	0.00	0.00	0.00
Fringe Benefits	0.00	0.00	0.00	0.00
A Occupancy	0.00	0.00	0.00	0.00
D Staff Travel	0.00	0.00	0.00	0.00
M Supplies	0.00	0.00	0.00	0.00
I Other	0.00	0.00	0.00	0.00
N Indirect Costs 4.51% & 3.91%	195.24	580.71	1,184.00	603.29
I. TOTAL ADMINISTRATION	\$195.24	\$580.71	\$1,184.00	\$603.29
NON-FEDERAL ADMINISTRATION *				
TOTAL FED & NON-FED ADMIN	\$195.24	\$580.71	\$1,184.00	\$603.29
II a. Personnel**	0.00	1,398.51	2,000.00	601.49
b. Fringe Benefits**	0.00	265.66	1,000.00	734.34
P c. Travel	1,739.00	4,198.20	8,293.00	4,094.80
R d. Equipment	0.00	0.00	0.00	0.00
O e. Supplies	2,504.40	4,699.19	500.00	(4,199.19)
G f. Contractual	0.00	0.00	0.00	0.00
R g. Construction	0.00	0.00	0.00	0.00
A h. Other	750.00	4,163.85	25,664.00	21,500.15
M II. TOTAL PROGRAM	\$4,993.40	\$14,725.41	\$37,457.00	22,731.59
NON-FEDERAL PROGRAM				
	\$0.00	\$0.00	\$0.00	0.00
TOTAL SETA COSTS ( I + II )	\$5,188.64	\$15,306.12	\$38,641.00	23,334.88

Gerardo Castillo 	6/6/2016	Shelagh Ferguson	916.643.7878
Chief Business Officer - Authorized signature	Date	Prepared By	Phone

**SUBSIDIZED SLOTS**

How many subsidized slots are you contractually obligated to retain? 8

How many subsidized slots do you currently have? 8  
100%

If the number of current subsidized slots is less than the contractual obligation, then you must submit the "Subsidy Loss Reimbursement Claim Form" to receive a reimbursement for the lost subsidy.

**Attachment 15**  
**CHILD DEVELOPMENT DEPARTMENT**  
**SETA MONTHLY FISCAL REPORT**  
**R5243**

Month: May 1 - May 31, 2016

Delegate: SACRAMENTO CITY UNIFIED SCHOOL DISTRICT

Remit to address: GENERAL ACCOUNTING DEPARTMENT - 802A  
5735 47TH AVENUE  
SACRAMENTO, CA 95824

Agreement No.: 15C5551S0(2)

Program:  PA 3125 EHS-CCP BASIC R5211  
 PA 3120 EHS-CCP T/TA R5221  
 PA 3128 EHS-CCP START UP R5243

Cost Item	Actual Expenses		* Current Budget	Unexpended Balance
	Current Period & Adjustments	Cumulative To Date		
I Personnel	0.00	0.00	0.00	0.00
Fringe Benefits	0.00	0.00	0.00	0.00
A Occupancy	0.00	0.00	0.00	0.00
D Staff Travel	0.00	0.00	0.00	0.00
M Supplies	0.00	0.00	0.00	0.00
I Other	0.00	0.00	0.00	0.00
N Indirect Costs 4.51% & 3.91%	0.00	0.00	0.00	0.00
I. TOTAL ADMINISTRATION	\$0.00	\$0.00	\$0.00	\$0.00
NON-FEDERAL ADMINISTRATION *				
TOTAL FED & NON-FED ADMIN	\$0.00	\$0.00	\$0.00	\$0.00
II a. Personnel**	0.00	0.00	0.00	0.00
b. Fringe Benefits**	0.00	0.00	0.00	0.00
P c. Travel	0.00	0.00	0.00	0.00
R d. Equipment	12,977.76	17,691.31	28,915.00	11,223.69
O e. Supplies	0.00	1,205.31	1,785.00	579.69
G f. Contractual	0.00	0.00	0.00	0.00
R g. Construction	0.00	0.00	0.00	0.00
A h. Other	0.00	525.00	0.00	(525.00)
M				
II. TOTAL PROGRAM	\$12,977.76	\$19,421.62	\$30,700.00	11,278.38
NON-FEDERAL PROGRAM				
	\$0.00	\$0.00	\$0.00	0.00
<b>TOTAL SETA COSTS (I+ II)</b>	<b>\$12,977.76</b>	<b>\$19,421.62</b>	<b>\$30,700.00</b>	<b>11,278.38</b>

Gerardo Castillo	6/6/2016	Shelagh Ferguson	916.643.7878
Chief Business Officer - Authorized Signature	Date	Prepared By	Phone

**SUBSIDIZED SLOTS**

How many subsidized slots are you contractually obligated to retain? 8

How many subsidized slots do you currently have? 8  
100%

If the number of current subsidized slots is less than the contractual obligation, then you must submit the "Subsidy Loss Reimbursement Claim Form" to receive a reimbursement for the lost subsidy.