

# **Facilities Lease Agreement**

**Between**

**Sacramento City Unified School District  
And  
ENTITY NAME**

**For the  
Bowling Green Elementary School Campus Renewal  
Project**

SCUSD PROJECT #479

**DSA Application #TBD**

**Located at  
4211 Turnbridge Dr, Sacramento, CA 95823**

## **Documents Bound Herewith**

### **AGREEMENT FORM**

EXHIBIT A THE PROJECT  
EXHIBIT B DESCRIPTION OF THE SITE  
EXHIBIT C LEASE PAYMENT SCHEDULE  
EXHIBIT D GENERAL CONSTRUCTION TERMS AND CONDITIONS  
EXHIBIT E INSURANCE REQUIREMENTS  
EXHIBIT F GENERAL CONDITIONS COSTS  
EXHIBIT G CONSTRUCTION SCHEDULE  
EXHIBIT H PRECONSTRUCTION SERVICES  
EXHIBIT I SKILLED & TRAINED REPORTING FORM SAMPLE  
EXHIBIT J PROJECT LABOR AGREEMENT  
ATTACHMENT 1 DVBE GOOD FAITH EFFORTS OUTREACH REQUIREMENTS  
ATTACHMENT 2 STANDARD FORMS FOR CONSTRUCTION – ATTACHED AS A  
SEPARATE FILE

**Sacramento City Unified School District**

**Facilities Lease Agreement**

---

**Table of Contents**

ARTICLE 1. DEFINITIONS AND EXHIBITS ..... Page 4

ARTICLE 2. REPRESENTATIONS, COVENANTS AND WARRANTIES ..... Page 6

ARTICLE 3. CONSTRUCTION OF PROJECT ..... Page 8

ARTICLE 4. AGREEMENT TO LEASE; TERMINATION OF LEASE; LEASE  
PAYMENTS; TITLE TO THE PROJECT ..... Page 11

ARTICLE 5. MAINTENANCE; TAXES; INSURANCE AND OTHER MATTERS .....  
..... Page 17

ARTICLE 6. EMINENT DOMAIN; DAMAGE AND DESTRUCTION ..... Page 20

ARTICLE 7. ACCESS; DISCLAIMER OF WARRANTIES ..... Page 21

ARTICLE 8. ASSIGNMENT, SUBLEASING; AMENDMENT ..... Page 22

ARTICLE 9. EVENTS OF DEFAULT AND REMEDIES; TERMINATION ..... Page 22

ARTICLE 10. MISCELLANEOUS ..... Page 26

**Sacramento City Unified School District - Facilities Lease Agreement**

---

**THIS FACILITIES LEASE** (“Facilities Lease”), made as of **Month Day, Year** (“Effective Date”), is entered into by and between **Entity Name**, a California corporation, as sublessor (the “Entity”), and Sacramento City Unified School District, a school district duly organized and validly existing under the Constitution and laws of said State of California, as sub lessee (the “District”).

#### RECITALS

WHEREAS, the District desires to provide for a project that will be constructed as more particularly described in Exhibit A attached hereto and incorporated herein by this reference (the “Project”), **Bowling Green Elementary School Campus Renewal Project** located on the District’s property at **Bowling Green Elementary School, 4211 Turnbridge Dr, Sacramento, CA 95823**.

WHEREAS, the District has issued a Request for Proposals for development of the Project and, upon receipt and review of the proposals has selected the Entity as submitting the best value proposal for the development of the Project;

WHEREAS, by way of a site lease dated **Month Day, Year** (the “Site Lease”) the District has leased to the Entity the real property described in Exhibit B for the construction of the Project (the “Site”);

WHEREAS, by way of this Facilities Lease, the Entity hereby leases the Site and the improvements back to the District;

WHEREAS, the District is authorized under Section 17406 of the Education Code of the State of California to lease the Site to the Entity and to have the Entity construct the Project on the Site and to lease back to the District the Site and the Project, and the District has duly authorized the execution and delivery of this Facilities Lease;

WHEREAS, the Entity is authorized to sublease the Site as lessee and to construct the Project on the Site, and has duly authorized the execution and delivery of this Facilities Lease;

WHEREAS, the Governing Board of the District (the “Board”) has determined that it is in the best interests of the District and for the common benefit of the citizens residing in the District to construct the Project by leasing the Site to the Entity and by immediately entering into this Facilities Lease under which the District will sublease the Site and lease the Project from the Entity and make Lease Payments on the dates and in the amounts set forth in the payment schedule attached hereto as Exhibit C (the “Lease Payment Schedule”).

WHEREAS, the parties have performed all acts, conditions and things required by law to exist, to have happened and to have been performed precedent to and in connection with the execution and entering into this Facilities Lease in regular and due time, form and manner as required by law, and the parties hereto are now duly authorized to execute and enter into this

Facilities Lease;

WHEREAS, the District and the Entity further acknowledge and agree that they have entered into the Site Lease and this Facilities Lease pursuant to Education Code section 17406 as the best available and most expeditious means for the District to satisfy its substantial need to construct the Project.

NOW, THEREFORE, in consideration of the above recitals and of the mutual covenants hereinafter contained, the parties hereto do hereby agree as follows:

## ARTICLE 1. DEFINITIONS AND EXHIBITS.

1.1 Definitions. Unless the context otherwise requires, the terms defined in this Section shall, for all purposes of this Facilities Lease, have the meanings herein specified. Additional definitions are included in Exhibit D, the General Construction Terms and Conditions.

1.1.1 “District” means the Sacramento City Unified School District, a school district duly organized and existing under the laws of the State of California.

1.1.2 “District Representative” means the Superintendent of the District, or any other person authorized by the Board of Education of the District to act on behalf of the District under or with respect to this Facilities Lease. The person or persons so designated to act as District Representative(s) shall be authorized in writing with notice served to the Entity’s Authorized Representative. The District shall provide such notice designating the District Representative within five (5) business days of providing the Notice to Proceed.

1.1.3 “DSA” means the State of California, Department of General Services, Division of the State Architect.

1.1.4 “Entity” means **Entity Name**, a corporation duly organized and existing under the laws of the State of California duly licensed to do business in the State of California.

1.1.5 “Entity Representative” means the written, authorized representatives of the Entity, or any person authorized to act on behalf of the Entity under or with respect to this Facilities Lease as evidenced by a resolution conferring that representative with such authorization adopted by the Board of Directors of the Entity or as so designated by the President of the Entity. The Entity’s initial representative is [**Name, Title**].

1.1.6 “Event of Default by District” means one or more events as defined in Section 9.1 of this Facilities Lease.

1.1.7 “Event of Default by the Entity” means one or more events as defined in Section 9.3 of this Facilities Lease.

1.1.8 “Facilities Lease” means this Facilities Lease together with any duly authorized and executed amendment hereto.

1.1.9 “General Construction Terms and Conditions” shall mean the terms and conditions set forth in Exhibit D attached hereto.

1.1.10 “Lease Payment” means any payment required to be made by the District pursuant to Section 4.4 of this Facilities Lease and as set forth in Exhibit C attached to this Facilities Lease.

1.1.11 “Lease Payment Schedule” shall mean the payment schedule attached hereto as Exhibit C, to be developed by Entity during Preconstruction Services.

1.1.12 “Permitted Encumbrances” means, as of any particular time: (i) liens for general and valorem taxes and assessments, if any, not then delinquent, or which the District may, pursuant to provisions of Section 5.3 hereof, permit to remain unpaid; (ii) the Site Lease; (iii) this Facilities Lease, (iv) easements, rights of way, mineral rights, drilling rights and other rights, reservations, covenants, conditions or restrictions which exist of record as of the date of this Facilities Lease; and (v) easements, rights of way, mineral rights, drilling rights and other rights, reservations, covenants, conditions or restrictions established following the date of recordation of this Facilities Lease and to which the Entity and the District consent in writing which will not impair or impede the operation of the Site.

1.1.13 “Plans and Specifications” means the construction plans and specifications prepared for the Project by **HMC Architects** as approved by the DSA, Application No. **[to be added by Amendment]** and as further referenced in the General Construction Terms and Conditions, Exhibit D attached hereto.

1.1.14 “Preconstruction Services” means those services to be performed in Phase I of this Facilities Lease, as defined in greater detail in Exhibit H hereto.

1.1.15 “Project” or “Work” means the improvements and equipment to be constructed and installed by the Entity for the District’s **Bowling Green Elementary School Campus Renewal Project** for the **Bowling Green Elementary School** as more particularly described in Exhibit A attached hereto, the General Construction Terms and Conditions (Exhibit D hereto), and the Plans and Specifications, and includes, unless the context requires otherwise, the Site. No Work for which Entity is required to be licensed in accordance with Article 5 (commencing with Section 7065) of Chapter 9 of Division 3 of the Business and Professions Code, and for which DSA approval is required, can be performed before receipt of the required DSA approval.

1.1.16 “Site” means that certain real property particularly described in Exhibit “B” attached hereto.

1.1.17 “Site Lease” means the Site Lease dated as of **Month, Day, Year**, by and between the District and the Entity together with any duly authorized and executed amendments thereto under which the District leased the Site to the Entity.

1.1.18 “Term of this Facilities Lease” or “Term” means the time during which the

District has the obligation to make the Lease Payments under this Facilities Lease, as provided for in Section 4.2 of this Facilities Lease.

1.1.19 “Total Base Rent” (TBR) means that amount to be developed by Entity during Preconstruction Services which shall be set forth in Section 4.4.2 below and as otherwise provided for herein.

1.2 Exhibits. The following Exhibits are attached to and by reference incorporated and made a part of this Facilities Lease:

Exhibit A - THE PROJECT: The description of the Project.

Exhibit B – THE SITE: The description of the real property constituting the Site.

Exhibit C - LEASE PAYMENT SCHEDULE: The schedule of Lease Payments to be paid by the District hereunder, to be developed by Entity during Preconstruction Services.

Exhibit D - GENERAL CONSTRUCTION TERMS AND CONDITIONS: The general terms and conditions for the construction of the Project.

Exhibit E – INSURANCE: The insurance requirements for the Project.

Exhibit F – GENERAL CONDITION COSTS

Exhibit G – CONSTRUCTION SCHEDULE, to be developed by Entity during Preconstruction Services.

Exhibit H – PRECONSTRUCTION SERVICES

Exhibit I – SAMPLE SKILLED & TRAINED REPORTING FORM

Attachment 1 – DVBE GOOD FAITH OUTREACH EFFORT REQUIREMENTS

## ARTICLE 2. REPRESENTATIONS, COVENANTS AND WARRANTIES.

2.1 Representations, Covenants and Warranties of the District. The District represents, covenants and warrants to the Entity as follows:

2.1.1 Due Organization and Existence. The District is a school district, duly organized and existing under the Constitution and laws of the State of California.

2.1.2 Authorization. The District has the full power and authority to enter into, to execute and to deliver this Facilities Lease and the Site Lease, and to perform all of its duties and obligations hereunder, and has duly authorized the execution of this Facilities Lease and the Site

Lease. The representatives of District executing this Facilities Lease and the Site Lease are fully authorized to execute the same.

2.1.3 No Violations. Neither the execution and delivery of this Facilities Lease nor of the Site Lease, nor the fulfillment of or compliance with the terms and conditions hereof or thereof, nor the consummation of the transactions contemplated hereby or thereby, conflicts with or results in a breach or default (with due notice or the passage of time, or both) under the organizational instruments of the District or any applicable law or administrative rule or regulation, or any applicable court or administrative decree or order, or a breach of any of the terms, conditions or provisions of any restriction or any agreement or instrument to which the District is now a party or by which the District is bound, or constitutes a default under any of the foregoing, or results in the creation or imposition of any lien, charge or encumbrance whatsoever upon any of the property or assets of the District, or upon the Site, except Permitted Encumbrances.

2.1.4 No Litigation. There is no pending or, to the knowledge of the District, threatened action or proceeding before any court or administrative agency which will materially adversely affect the ability of the District to perform its obligations under this Facilities Lease.

2.2 Representations, Covenants and Warranties of the Entity. The Entity represents, covenants and warrants to District as follows:

2.2.1 Due Organization and Existence. The Entity is a California corporation duly organized and existing under the laws of the State of California; duly authorized and licensed to do business in the State of California; has the power to enter into this Facilities Lease and the Site Lease; is possessed of full power to own, rent and hold real and personal property, and to lease and sell the same; has duly authorized the execution and delivery of all of the aforesaid agreements; and is empowered and fully capable of undertaking the development and construction of the Project as described herein and in the documents referred to herein.

2.2.2 Authorization. The Entity has the full power and authority to enter into, to execute and to deliver this Facilities Lease and the Site Lease, and to perform all of its duties and obligations hereunder, and has duly authorized the execution of this Facilities Lease and the Site Lease.

2.2.3 No Violations. Neither the execution and delivery of this Facilities Lease and the Site Lease, nor the fulfillment of or compliance with the terms and conditions hereof or thereof, nor the consummation of the transactions contemplated hereby or thereby, conflicts with or results in a breach of the terms, conditions or provisions of any restriction or any agreement or instrument to which the Entity is now a party or by which the Entity is bound, or constitutes a default under any of the foregoing, or results in the creation or imposition of any lien, charge or encumbrance whatsoever upon any of the property or assets of the Entity or the Site, except the Permitted Encumbrances.

2.2.4 No Litigation. There is no pending or, to the knowledge of the Entity, threatened action or proceeding before any court or administrative agency which will materially adversely

affect the ability of the Entity to perform its obligations under this Facilities Lease.

2.2.5 No Encumbrances. The Entity shall not pledge the Lease Payments or other amounts derived from the Site and from its other rights under this Facilities Lease, and shall not mortgage or encumber the Site, except as allowed under the provisions of the Facilities Lease and/or the Site Lease to finance construction of the Project.

2.2.6 Continued Existence. For up to six months following the term of this Lease, the Entity shall not voluntarily commence any act intended to dissolve or terminate the legal existence of the Entity, provided District is not in uncured default under this Facilities Lease. The Entity shall give District sixty (60) days written notice prior to dissolving or terminating the legal existence of the Entity within two (2) years of the expiration of this Lease.

2.2.7 No Assignments. Except as provided herein or otherwise with the District's advance written consent, the Entity will not assign this Facilities Lease, its right to receive Lease Payments and prepayments from the District, or its duties and obligations hereunder to any other person, firm or corporation. If assignment of rents is necessary to finance construction of the Project, the parties shall reasonably cooperate to facilitate such assignment. No assignment shall impair or violate the representations, covenants and warranties contained in this Section 2.2. This Lease may be assigned to an affiliate of the Entity provided that the representations, covenants and warranties in this Section 2.2 are not impaired or violated. Contracting or subcontracting with licensed contractors is not an assignment.

### ARTICLE 3. PROJECT PHASES.

3.1 Preconstruction Services. Upon execution of this Facilities Lease, Entity shall commence performance of Preconstruction Services, as defined in and governed by Exhibit H hereto. Although the District anticipates authorizing Entity to proceed with the construction services following completion of Preconstruction Services, performance of Preconstruction Services shall not entitle Entity to perform any construction services.

3.2 Construction of the Project and Post-Construction Lease. Following approval of the TBR and Lease Payment Schedule by the Board, if the District elects to proceed with construction hereunder, then the District shall issue to Entity a Notice to Proceed. Entity may not perform any construction work prior to issuance of that Notice to Proceed, and the District shall make no payment for construction services unless it issues a Notice to Proceed applicable to those services.

3.2.1 Site Conditions and Pre-Construction Review. The Entity acknowledges that the Entity has visually investigated the Site and reviewed all reports for the Site provided to Entity by the District, has satisfied itself as to all issues related to site conditions that are discoverable through diligent observation by an experienced construction professional and has included all such issues in the Total Base Rent. The Entity further acknowledges that, prior to the start of construction, the Entity has reviewed the Plans and Specifications, geotechnical report and pointed out any design errors or omissions that are reasonably observable by an experienced construction professional and will have determined that, prior to commencement of construction,



the Plans and Specifications are adequate for the Project's construction. The Entity specifically acknowledges that its Preconstruction Services include review of the BIM model provided by the District and that, prior to the start of construction, the Entity will perform all review using that BIM model reasonably necessary to identify conflicts prior to the start of construction. Notwithstanding the foregoing, the parties understand that the Entity is not required to conduct an architectural or engineering or code compliance review of the Plans and Specifications.

3.2.2 Construction of Project. The Entity, in conjunction with the District, agrees to cause the Project to be developed, constructed, and installed in accordance with the terms hereof, the General Construction Terms and Conditions set forth in Exhibit D, the Plans and Specifications and those things reasonably inferable from the aforementioned documents as being within the scope of the Project and necessary to produce the stated result even though no mention is made thereof. The Entity, in conjunction with the District, further agrees that it will cause the development, construction, and installation of the Project to be diligently performed. The parties may approve additional changes in the Plans and Specifications for the Project as provided in Exhibit D.

3.2.3 Time of Completion. Following execution of this Facilities Lease and receipt of the Notice to Proceed with the construction, the Entity shall proceed with the construction of the Project with due diligence. Construction of the entire Project shall be fully complete no later than the date stated in the Notice to Proceed, together with such additional time as may be provided by amendment (change order) pursuant to the General Construction Terms and Conditions set forth in Exhibit D. Included in this time to complete is an allowance of up to **to be added by Amendment** weather days of excusable weather delays. "Completion" means completion of all contract work, including punch list items and final cleaning completed, so that the entire Project can be occupied for its intended purpose. If the District requires occupancy of any portion of the Project before Completion has occurred, the District may exercise its right to early occupancy of the completed portions of the Project upon terms and conditions set forth in Exhibit D. The Entity expressly acknowledges and agrees that the District's occupancy at any time shall not entitle the Entity to acceleration of any Lease Payment, including, without limitation, the Final Lease Payment. A timely completion of the Project requires timely response to questions and approvals. The process for responses to questions and approvals is set forth in Exhibit D.

3.2.4 Liquidated Damages. The Project is a critical component of ongoing educational services being provided by the District, which can be impacted if the Project is not timely completed. Therefore, if the Project is not completed within the time period set forth at Section 3.2.3 above, as such completion date may be revised from time to time by mutual agreement or may be extended in accordance with the terms and conditions set forth in Exhibit D, it is understood that the District will suffer damage, and that it is impractical and unfeasible to determine the amount of actual damages. Therefore, it is agreed that if the Project is not substantially completed within the time period specified in Section 3.2.3 as such completion date may be extended in accordance with the terms and conditions set forth in Exhibit D, the Entity shall pay to the District, as the sole and exclusive remedy for delay, as fixed and liquidated damages, and not as a penalty, the sum of **\$2,500.00 (Two Thousand Five Hundred Dollars and No Cents)** for each calendar day of delay until the date that the Project is substantially

complete (as defined in Exhibit D, section 1.41) and the District can take occupancy of the full Project for its intended use, and that both the Entity and the Entity's surety shall be liable for the total amount thereof. After the date by which the District can take occupancy of the full Project for its intended use, the District may withhold one hundred fifty percent (150%) of the reasonable value of any incomplete work as determined by the District's Representative, including, without limitation, any remaining contract work, punch list items, final completion and/or close-out documents. The District shall have the right to deduct the amount of liquidated damages and/or withholdings from any money due or to become due to the Entity.

3.2.5 Acceptance of the Project. When it believes the Project is fully complete, the Entity shall provide the District with a Certificate of Completion. The Project shall only be considered fully complete after the District accepts completion of the Project. The District shall have no obligation to accept completion of the Project until the entire work has been completed in accordance with the Plans and Specifications, including any amendments thereto, and Exhibit D hereto and approved for completion by the District in consultation with its representative, architect and inspector and all close-out documents and submissions required of the Entity have been provided to the District. The District shall not unreasonably withhold, condition, or delay acceptance of the Project. If the District determines not to accept the Project following receipt of Certificate of Completion from the Entity, the District shall within ten (10) days provide the Entity, with a written statement indicating in adequate detail those deficiencies remaining and what measures are necessary in the reasonable opinion of the District to correct such deficiencies prior to acceptance by the District.

3.2.6 Notice of Completion. Within fifteen (15) days after the District accepts the Project as complete, the District shall record a Notice of Completion with the County Recorder.

3.2.7 Compliance with Public Contract Code section 20111.6. Compliance with Public Contract Code section 20111.6 is required on this Project. Through the Request for Proposals/Requests for Qualifications, Entity has been prequalified for this Project pursuant to this statute. Mechanical contractors, electrical contractors and plumbing contractors also must be prequalified prior to submitting bids for the Project. Mechanical, electrical and plumbing contractors subject to these requirements are those with any of the following license classifications: C-4, C-7, C-10, C-16, C-20, C-34, C-36, C-38, C-42, C-43 and C-46. In compliance with Public Contract Code section 20111.6, Entity shall work with the District and the District's consultants in prequalifying such subcontractors, using the District's standard on-line Prequalification Questionnaire and uniform rating system.

3.2.8 Compliance with Education Code section 17407.5. In accordance with Education Code section 17407.5, the District has entered into a Project Labor Agreement ("PLA") attached as **Exhibit J** hereto, that binds the Entity and all of its Subcontractors performing work on the Project to use a "skilled and trained workforce," as defined in Public Contract Code section 2601(d). The Entity hereby acknowledges that it is bound by the District's PLA and commits that every trade and specialty contract awarded will be subject to the requirements of the PLA, including with respect to use of a skilled and trained workforce as defined in Public Contract Code section 2601(d). To verify compliance, the District may require the Entity to provide regular and/or periodic reports verifying that the Entity and its subcontractors are in compliance

with these requirements, including requiring confirmation of the percentage of work performed by journeypersons that are graduates of an approved apprenticeship program for the applicable occupation.

If any required report shows the required percentages of journeyperson graduates have not been met for the period of the report, then the District will require the Entity to provide an explanation as to why the percentages were not met and a plan to achieve substantial compliance, with respect to the relevant apprenticeable occupation(s), by the end of the construction services.

If a subcontractor fails to provide the information to the Entity necessary for the Entity to verify compliance, the Entity shall notify the District. Repeated failure or refusal of a subcontractor to provide the required information demonstrating compliance may be grounds for substitution in accordance with Public Contract Code section 4107(a)(3) and/or (7) and/or grounds for the District to object to the continued use of that subcontractor. The Entity may draw upon the Construction Contingency Fund, but not the District Contingency, for any increased costs it incurs for replacing a subcontractor under this paragraph, but the Entity shall not be entitled to any increase of that contingency, any increase in the Total Base Rent, or any increase in the lease Term. The Entity shall comply with the requirements of paragraph 4.4.2.4.4 related to any such use of the Construction Contingency Fund.

Before making final payment in full to a subcontractor for Project work, the Entity shall obtain a declaration signed under penalty of perjury from the subcontractor that the subcontractor has met the skilled and trained workforce requirements.

#### ARTICLE 4. AGREEMENT TO LEASE; TERMINATION OF LEASE; LEASE PAYMENTS; TITLE TO THE PROJECT.

4.1 Lease of Project; No Merger. The District, by way of the Site Lease, has heretofore leased the Site to the Entity, and the Entity hereby leases Site and the Project to the District upon the terms and conditions set forth in this Facilities Lease. The leasing by the District to the Entity of the Site shall not affect or result in a merger of the District's interest pursuant to this Facilities Lease or its fee estate as lessor under the Site Lease, and the District shall continue to have and hold its fee interest in said Site throughout the term of this Facilities Lease. The Entity shall continue to have and hold a leasehold estate in the Site pursuant to the Site Lease through the term thereof and the term of this Facilities Lease. As to the Site Lease, this Facilities Lease shall be deemed to constitute a sublease.

4.2 Term of Facilities Lease. The Term of this Facilities Lease shall be **twenty three (23) months** consisting of the total of the time a) to perform Preconstruction Services, estimated to require **four (4) months**, b) **seven (7) months** to construct the Project, including punchlist and project acceptance, and c) the post-construction lease period of **twelve (12) consecutive months** following completion of the Project, subject to the right of the District to terminate earlier in accordance with this Facilities Lease. If the time to complete Preconstruction Services is extended or delayed, then the Term shall be extended a corresponding amount. If the time to complete construction of the Project is extended or delayed, then the Term shall be extended in a corresponding amount to allow for the full **twelve (12) month** post-construction lease period; the

monthly lease payments for the post-construction period shall not change if the Term is extended, except that, if the delay or extension is the result of a District-caused action or delay during construction, then the parties shall meet and confer in good faith regarding any additional financing costs. **The term shall commence on Month, Day, Year (the “Commencement Date”).**

4.3 Termination of Term. Notwithstanding Section 4.2, the Term of this Facilities Lease shall terminate upon the earliest of any of the following events:

4.3.1 An Event of Default by District and the Entity’s election to terminate this Facilities Lease pursuant to Section 9.2 hereof; or

4.3.2 An event of Default by the Entity and the District’s election to terminate this Facilities Lease pursuant to Section 9.4 hereof; or

4.3.3 The District’s election to terminate this Facilities Lease pursuant to Section 6.2 or Section 9.6 hereof; or

4.3.4 The District’s election not to proceed with construction services; or

4.3.5 The arrival of the last day of the Term of this Facilities Lease and payment of all Lease Payments hereunder; provided, however, that if on the scheduled date for expiration of this Facilities Lease the Lease Payments shall not have been fully paid by District, then the Term of this Facilities Lease and Site Lease shall be extended until the date upon which all such Lease Payments shall be fully paid, notwithstanding anything to the contrary in this Facilities Lease and the Site Lease. Notwithstanding the foregoing, the District’s withhold of any portion of a Lease Payment as required by law or permitted in this Facilities Lease shall not prevent the expiration of the Term of this Facilities Lease.

4.4 Lease Payments.

4.4.1 Obligation to Pay. Subject to adoption of the Lease Payment Schedule upon determination of the TBR, issuance of a Notice to Proceed, and the provisions of Article 6 hereof, the District agrees to pay to the Entity, its successors and assigns, as rental for the use and occupancy of the Project, the Lease Payments commencing with the month in which the District issues the Notice to Proceed, in the amounts specified in the Lease Payment Schedule attached hereto as Exhibit C, plus any such approved allowances or contingencies and incorporated herein by reference. In partial consideration for the Facilities Lease and the reduced rent specified in the Site Lease, Entity agrees to abate lease payments from the Commencement Date through Phase I of the Project, unless otherwise specified in the Lease Payment Schedule approved by the District’s Board. Lease Payments shall be payable on the **last day of each calendar month, unless that date is a weekend or holiday, in which case the Lease Payment is due on the first business date thereafter.**

4.4.2 Total Base Rent. The TBR shall be the total sum paid by the District for the Project, excluding Preconstruction Services, in the form of Lease Payments under the terms of

this Facilities Lease. The TBR for the Project shall not be exceeded except as specified under the provisions of this Article 4 and/or Exhibit D. The TBR for the lease of the Project is **[to be added by Amendment] Dollars (\$ TBD .00)** subject to the provisions of any Contingency Funds set forth in this Article 4.

- 4.4.2.1 The Entity shall prepare a detailed line item costing of the TBR, including the Entity's fee and any financing costs, and, once agreed to by the District, it shall be attached to the Lease Payment Schedule. However, in the event any of the costs included in the TBR (excluding the Entity's General Condition costs) are reduced subsequent to the District's approval, the savings shall be disclosed by the Entity to the District and shall be distributed in equal parts to the Construction Contingency and to the District's Contingency. Entity's failure to disclose the savings shall be a material breach of this Agreement. All parties acknowledge that the Total Base Rent is based on the Plans and Specifications for the Project as approved or amended by DSA or as amended by mutual agreement of the Entity and the District.
- 4.4.2.2 The TBR will be subject to change only as described in Exhibit D, for change orders and/or any other changes directed by the District or for Compensable Time Extensions.
- 4.4.2.3 Because satisfactory completion of the Project and the District's rights under this Facilities Lease are essential to the District's educational services, rights of quiet enjoyment, and other rights of tenancy, in addition to any other rights the District enjoys under California law, the District may withhold from any Lease Payment sufficient amount (a maximum of 150%) as in its reasonable judgment may be necessary to cover:
  - (1) Failure of the Entity to comply with its obligations under this Facilities Lease, including its exhibits;
  - (2) Breaches or interferences by the Entity of the District's rights of quiet enjoyment and other rights of tenancy permitted under California law;
  - (3) Failure of the Entity to give the District timely occupancy of the Site and/or the Project;
  - (4) Payments which may be past due and payable for just claims against the Entity or any subcontractors for labor/materials furnished in and about the performance of work on the Project;
  - (5) Defective work not remedied;

- (6) Completion of the Project if there exists a reasonable doubt that the Project can be completed for the balance of the unpaid Lease Payments;
- (7) Damage to another contractor;
- (8) Potential fees or penalties that may be due in connection with any failure to construct the Project in accordance with the terms of this Facilities Lease and the law.

Upon the Entity's removal of the condition upon which the withholding is based, the District shall promptly pay the withheld amount to the Entity.

4.4.2.4 The Total Base Rent includes:

4.4.2.4.1 Construction Contingency Fund in the amount of **[to be added by Amendment] Dollars and no cents (\$ TBD .00)**, which, except as set forth herein, shall cover all additional or extra Costs of the Work set forth in the Contract Documents as a result of all conditions and events that do not entitle Entity to a change order in accordance with Exhibit D, Article 15.01 of the Facilities Lease. The Construction Contingency Fund may be used for costs associated with Entity, subcontractor or supplier's Excusable Delay (as allowed in Exhibit D, Article 14), lack of coordination or inefficiencies. Any additional work needed to achieve a complete, usable and functional Project consistent with the design intent of the District's Architect will be covered by the Construction Contingency Fund and will not be considered a material change in the scope of the work per Article 15.01 of the Facilities Lease. The Entity shall have no right to draw against this contingency without written approval of the District prior to its use.

4.4.2.4.2 Specific Allowances – **[to be added by amendment]**

4.4.2.4.3 District Contingency in the amount of **[to be added by Amendment] Dollars and no cents (\$ TBD .00)** which shall cover additional or extra costs to the project that entitle Entity to a change order in accordance with Exhibit D, Article 15.01 of the Facilities Lease. The Entity shall have no right to draw against this contingency without written approval of the District prior to its use.

4.4.2.4.4 Allowances and Contingencies shall be used efficiently and expeditiously to minimize cost and delay to the project. Prior to commencing any work that would result in the utilization of one of the Contingencies or Allowances, the Entity shall give the District written notice of its intended use of said funds. The District shall have the right

to object to any said use of funds provided notice of objection is given to the Entity within five business days of the entity's notice or within such shorter time as reasonably stated in that notice. In the event of disagreement about the use of any said funds, including without limitation, which funds may be used, the District may direct the Entity to proceed and direct the Entity which, if any, of the funds Entity may draw against. The Entity shall promptly comply with such directive and may submit a claim in accordance with Article 23 of Exhibit D. If the Entity commences the work without giving the District the required written notices and opportunity to object, the Entity shall, for all purposes, be deemed to have waived its rights to additional compensation for such work. The Entity shall provide the District with a monthly accounting of its use of any part of the Construction Contingency Fund and the Allowances. Pricing and record keeping for uses of any Contingency Fund or Allowance shall be in accordance with Article 15 of Exhibit D, the General Construction Terms and Conditions and shall be memorialized by a Contract Draw Authorization (CDA). Allowable payments of Contingency Funds or Allowances shall be reflected as increases to the Lease Payment(s) for the given month(s).

4.4.2.4.5 If paid to the Entity, any funds remaining in any Contingency or Allowance Fund shall be returned to the District within fifteen (15) days after the Notice of Completion is recorded. Otherwise, the funds not used and not paid to the Entity shall be deducted by written amendment from the Total Base Rent prior to the final Lease Payment.

4.4.3 Lease Payments to Constitute Current Expense of the District. The District and the Entity understand and intend that the obligation of the District to pay Lease Payments and other payments hereunder constitutes a current expense of the District and shall not in any way be construed to be a debt of the District in contravention of any applicable constitutional or statutory limitation or requirement concerning the creation of indebtedness by the District, nor shall anything contained herein constitute a pledge of the general tax revenues, funds or moneys of the District. Lease Payments due hereunder shall be payable only from current funds which are budgeted and appropriated or otherwise made legally available for such purpose. This Facilities Lease shall not create an immediate indebtedness for any aggregate payments which may become due hereunder. Upon approval of the initial or any amended TBR, the District will appropriate sufficient funds from District funds from the District's current fiscal year and/or State funds to be received during the District's current fiscal year, and will segregate such funds in a separate account to be utilized solely for the Lease Payments. The Entity acknowledges that the District has not pledged the full faith and credit of the District, the State of California or any state agency or state department to the payment of Lease Payments or any other payments due hereunder. The covenants on the part of District contained in this Facilities Lease constitute duties imposed by law and it shall be the duty of each and every public official of the District to take such action and do such things as are required by law in the performance of the official duty of such officials to enable the District to carry out and perform the covenants and agreements in

this Facilities Lease agreed to be carried out and performed by the District in accordance with the terms and conditions set forth herein.

4.4.4 Optional Prepayment. The District may prepay the Lease Payments, in whole or in part, at any time, without penalty. The District shall give the Entity written notice of its intent to exercise its option and the date and amount of such prepayment not less than fifteen (15) days in advance of the date of the exercise.

4.5 Title. Pursuant to California Education Code section 17402, the District has the requisite legal interest in the Site. During the Term of this Facilities Lease, the District shall hold title to the Site. Upon payment by the District of all Lease Payments during the Term of this Facilities Lease as the same become due and payable, or if the Entity or the District exercises any option to terminate this Facilities Lease as set forth herein, all right, title and interest of the Entity, its assigns and successors in interest in and to the Project, including all additions which comprise fixtures, repairs, replacements or modifications thereof, shall be transferred to and vested in the District at the expiration of the Term or payment of the final Lease Payment or termination, whichever shall come first. Title shall be transferred to and vested in the District hereunder without the necessity for any further instrument or transfer, provided, however, that the Entity agrees to execute any instrument requested by District to memorialize such termination of this Facilities Lease and transfer title to the District.

4.6 Fair Rental Value. The Lease Payments coming due and payable during each month of the Term constitute the total rental for the Project and shall be paid by the District as set forth in Section 4.4 and the Lease Payment Schedule for and in consideration of the right to use and occupy the Project. The District and the Entity have agreed and determined that the total Lease Payments do not exceed the fair rental value of the Project. In making such determination, consideration has been given to the obligations of the parties under the Facilities Lease and Site Lease, the uses and purposes which may be served by the Project, and the benefits there from which will accrue to the District and the general public.

4.7 Quiet Enjoyment. Excepting any interference resulting from the Entity's performance pursuant to the General Construction Terms and Conditions and/or the Plans and Specifications, during the Term of this Facilities Lease, the Entity shall provide the District with quiet use and enjoyment of the Site, and the District shall during such Term peaceably and quietly have and hold and enjoy the Site without suit, trouble or hindrance from the Entity, except as expressly set forth in this Facilities Lease. The Entity will, at the request of the District, join in any legal action in which the District asserts its right to such possession and enjoyment to the extent the Entity may lawfully do so, at the District's sole cost.

4.8 District's Right to do Other Improvements. Following completion of the Project, the District may have other improvements done at the facility and/or on the site unrelated to the Project and through its own forces and/or separately retained service providers. The District shall comply with all laws in connection with such improvements, be fully responsible for payment for all such improvements, and obtain or cause to be obtained all required insurances for such improvements. Further, the District's indemnity obligations owed to the Entity under Section 5.5.1 shall apply to claims, damages, costs, expenses (including reasonable attorneys'



fees), judgments or liabilities arising from such improvements.

4.9 Abatement of Rental in the Event of Substantial Interference With Use and Occupancy of the Project and the Site. The amount of Lease Payments for the Project and the Site shall be abated during any period of delay before District occupancy of the Project and the Site, which delay is due to an insured hazard under this Lease, such that there is substantial interference with the District's use and occupancy of the Project by the date of completion set forth in Section 3.2.3 hereof. Once the Project is restored to its status as of the date of the event which caused the delay and/or interference with the District's use and occupancy of the Project, the Lease Payments shall resume, with no reduction for any applicable insurance proceeds received by the Entity under this Section, and the Lease Payment Schedule and/or Lease Term shall be adjusted accordingly. Nothing contained herein shall be construed as a waiver of the Entity's right to receive any Lease Payments otherwise due as of the initial date of the abatement or that may become due when the Lease Payments resume.

#### ARTICLE 5. MAINTENANCE; TAXES; INSURANCE AND OTHER MATTERS.

5.1 Maintenance. During the Preconstruction Services phase and then following delivery of possession of the Project by the Entity to District, or of any portion on which the District takes early occupancy, the repair, improvement, replacement and maintenance of the Project or portion thereof shall be at the sole cost and expense and the sole responsibility of the District, subject to all warranties against defects in materials and workmanship provided in Exhibit D hereto.

5.2 Utilities. From the Notice to Proceed with construction services until completion of the Project by the Entity, the Entity shall pay all utility costs, including, but not limited to, temporary gas, temporary electricity, temporary water, temporary heat, temporary telephone, and refuse disposal as they specifically relate to the work the Entity is performing to complete the Project. During the Preconstruction Services phase and then following completion of the Project by the Entity, or of any portion on which the District takes early occupancy, the cost and expenses for all utility services associated with the District's use and occupancy of the completed portions shall be paid by District.

#### 5.3 Taxes and Other Impositions.

5.3.1. Except to the extent that it is exempt from doing so, District shall pay, all ad valorem real property taxes, special taxes, possessory interest taxes, bonds and special lien assessments or other impositions of any kind with respect to the Project, the Site and the improvements thereon, charged to or imposed upon either the Entity or the District or their respective interests or estates in the Project. In the event any possessory interest tax is levied on the Entity, its successors and assigns, by virtue of this Facilities Lease, the Site Lease, or General Construction Terms and Conditions, District shall pay such possessory interest tax directly, if possible, or shall reimburse the Entity, its successors and assigns for the full amount thereof within thirty (30) days after presentation of proof of payment by the Entity. This section does not apply to any taxes of any kind for labor, equipment or material performed, purchased or used by the Entity, all of which remain the sole obligation of the Entity.

5.3.2. Entity shall pay all taxes charged against trade fixtures, furnishings, equipment or any other personal property belonging to Entity. Entity shall try to have personal property taxed separately from the Site. If any of Entity's personal property is taxed with the Site, project and/or improvements, Entity shall pay District the taxes for the personal property within fifteen (15) days after Lessee receives a written statement from District for such personal property taxes.

5.3.3 At its sole cost and expense, Entity shall give all notices and comply with all laws, ordinances, rules, regulations, and lawful orders of any public authority bearing on the performance of the Work; pay all local, state, and federal taxes, except as otherwise expressly provided herein; and pay all benefits, insurance, taxes, and contributions for Social Security and Unemployment which are measured by wages, salaries, or other remunerations paid to Entity's employees. Upon the District's request, Entity shall furnish evidence satisfactory to the District that any or all of the foregoing obligations have been fulfilled.

5.4 Insurance. During the term of this Facilities Lease the Entity shall maintain all of the insurance coverages as set forth in the Site Lease and in Exhibit E hereto.

5.5 Indemnification.

5.5.1 The District shall indemnify, defend and hold harmless the Entity and its successors, assigns, officers, directors, shareholders, partners, members, agents and employees from and against any claims, damages, costs, expenses (including reasonable attorneys' fees), judgments or liabilities arising from the negligent or intentional acts or omissions of the District or its officers, agents, or employees, with respect to District's use, operation, repair, alteration and occupancy of the Site and/or the Project and the performance of District's obligations herein or arising from the presence of hazardous materials that predates the Site Lease.

5.5.2 The Entity shall indemnify, defend with counsel acceptable to the District and hold harmless District, its officers, officials, agents and employees from and against any and all third party claims, damages, costs, expenses (including reasonable attorneys' fees), judgments or liabilities arising out of or in any way connected with the performance or attempted performance of the provisions hereof, or in any way arising out of or connected with this Facilities Lease (including without limitation the Preconstruction Services, the General Construction Terms and Conditions, and the Plans and Specifications), including but not limited to, equitable relief, stop payment notice actions (but only when not caused by the District's failure to make payments in accordance with the Facilities Lease) or any acts or omissions, any wrongful act, or any negligent act or omission to act, whether active or passive, on the part of the Entity or any of its agents, employees, independent contractors, Subcontractors or suppliers; provided, further, without limiting the foregoing, that the indemnity is intended to apply to any wrongful acts, or any actively or passively negligent acts or omissions to act, committed jointly or concurrently by the Entity, the Entity's agents, employees, independent contractors, Subcontractors or suppliers.

5.5.2.1 To the fullest extent permitted by law, the Entity's duty to defend shall extend, without limitation, to any suit or action founded upon any third party losses, claims, demands, damages, costs, expenses, attorney's fees, or liability of every

nature arising out of or in any way connected with the performance or attempted performance of the provisions hereof, or in any way arising out of or connected with this Facilities Lease, including its exhibits.

5.5.2.2 The Entity's defense and indemnity obligations expressly extend to and include any and all claims, demands, damages, costs, expenses, or liability occasioned as a result of damages to adjacent property caused by the conduct of the work for the Project by the Entity or any party for whom the Entity is liable.

5.5.2.3 The Entity's defense and indemnity obligations expressly extend to and include any and all claims, demands, damages, costs, expenses, or liability occasioned as a result of the violation by the Entity, the Entity's agents, employees, or independent contractors, Subcontractors or suppliers of any provisions of federal, state or local law, including applicable administrative regulations.

5.5.2.4 The Entity's defense and indemnity obligations also expressly extend to and include any claims, demands, damages, costs, expenses, or liability occasioned by injury to or death of any person, or any property damage to property owned by any person while on or about the Site or as a result of the work for the Project, whether such persons are on or about the Site by right or not, whenever the work is alleged to have been a contributing cause in any degree whatsoever.

5.5.2.5 Nothing contained in the foregoing indemnity provisions shall be construed to require the Entity to indemnify the District in contravention of Section 2782 of the Civil Code for the sole negligence or willful misconduct of the District, its agents, employees, or independent contractors.

5.5.2.6 In claims against any person or entity herein indemnified that are made by an employee of the Entity or an employee of any of the Entity's agents, independent contractors, Subcontractors or suppliers, a person indirectly employed by the Entity or by any of the Entity's agents, independent contractors, Subcontractors or suppliers, or anyone for whose acts the Entity or any of the Entity's agents, independent contractors, Subcontractors or suppliers may be liable, the defense and indemnification obligations herein shall not be limited by any limitation on amount or type of damages, compensation, or benefits payable by or for the Entity or the Entity's agents, independent contractors, Subcontractors or suppliers under workers' compensation acts, disability acts, or other employee benefit acts.

5.5.2.7 The Entity's defense and indemnification obligations shall not be limited by any assertion or finding that the person or entity indemnified is liable by reason of a non-delegable duty.

5.5.2.8 Nothing contained in the foregoing defense and indemnity provisions

shall be construed to require the Entity to defend or indemnify the District to the extent the claims, damages, costs, expenses, judgments, fines, penalties or liabilities arise out of the actions or inaction of the Architect or its subconsultants, or any other person, firm or entity providing design or other professional services in connection with the Project.

5.5.2.9 Should the Entity be required to investigate or defend any third party claims or actions that are subsequently determined not to be the sole responsibility of the Entity, the District shall then reimburse the Entity its unrecovered out-of-pocket costs, including reasonable attorneys' fees and any insurance deductibles, to the proportionate extent that the Entity is determined not to be responsible.

## ARTICLE 6. EMINENT DOMAIN; DAMAGE AND DESTRUCTION.

### 6.1 Eminent Domain.

6.1.1 Eminent Domain Takings. If all of the Project and the Site shall be taken permanently under the power of eminent domain, the Term of this Facilities Lease shall cease as of the day possession shall be so taken, provided that if the taking occurs prior to full completion of the Project, the Entity shall be entitled to the value of the construction completed, plus reasonable costs of termination, plus a pro rata share of overhead and profit, less any Lease Payments and other payments made prior to the taking. If less than all of the Project and the Site shall be taken permanently, or if all of the Project and the Site or any part thereof shall be taken temporarily, under the power of eminent domain: (1) this Facilities Lease shall continue in full force and effect and shall not be terminated by virtue of such taking and the parties waive the benefit of any law to the contrary, and (2) there shall be a partial abatement of Lease Payments as a result of the application of the net proceeds of any eminent domain award to the prepayment of the Lease Payments hereunder.

6.1.2 From Eminent Domain Award. The net proceeds of any eminent domain or condemnation shall be payable to the District.

6.2 Damage and Destruction. If the Site and/or the Project is totally or partially destroyed due to fire, acts of vandalism, flood, storm, earthquake, Acts of God, or other casualty beyond the control or responsibility of either party hereto, the Lease Payments shall abate, in accordance with Section 4.9, during the time that the Site and/or the Project, or a portion thereof, is unusable for District's intended use. The Entity and District agree that the obligation to repair or replace the Site shall be in accordance with the following provisions:

6.2.1 Escrow. Any proceeds payable to the Entity and District from all applicable insurance policies, other than rental interruption insurance, shall be immediately deposited in an escrow (the "Escrow").

6.2.2 Total Destruction. In the event that ninety percent (90%) or more of the Site and/or the Project is destroyed or damaged (a "Total Destruction") through no fault of the Entity, then District, at District's option, may elect to terminate this Facilities Lease and the Site Lease,

and shall use the insurance proceeds to pay an amount to the Entity equal to the Lease Payments due as of the date of destruction and the value of all work completed by the Entity, plus reasonable costs of termination, less any Lease Payments previously made. Any remaining insurance proceeds will be retained by District. In the alternative, District may elect to continue with the Facilities Lease in effect and have the Site and/or the Project rebuilt utilizing the insurance proceeds, which shall be exclusively used for that purpose. The Entity shall have no obligation to contribute funds for the rebuilding of the Site and/or the Project should the cost of rebuilding exceed the insurance proceeds. Anything less than a Total Destruction of the Site and/or the Project shall be deemed a “Partial Damage or Destruction.”

6.2.3 Partial Damage or Destruction. In the event that the Site and/or the Project is partially damaged or destroyed before final completion, the Entity shall repair and/or have repaired the Site and/or the Project utilizing the proceeds from insurance which were deposited into the Escrow up to the amount of the Entity’s actual costs for the repair or reconstruction, and District shall pay the Entity any excess amounts needed to pay the costs of repair or reconstruction. In the event the costs of repair or reconstruction do not exceed the amount held in the Escrow, the remaining funds shall be released to District. In the event that the Site and/or the Project is partially damaged or destroyed after final completion but before expiration of the Lease Term, the District shall repair or have repaired the Site and/or the Project utilizing the proceeds from insurance which were deposited into the Escrow. If District fails or refuses to repair or reconstruct as provided herein, then the Entity shall have the right to repair and restore the Site and/or the Project, in which case the Entity shall be entitled to a disbursement of the funds in the Escrow up to the amount of the Entity’s actual costs for the repair or reconstruction, and District shall pay the Entity any excess amounts needed to pay the costs of repair or reconstruction. In the event the costs of repair or reconstruction do not exceed the amount held in the Escrow, the remaining funds shall be released to District.

6.2.4 Deductibles; Self Insurance. Where any loss is covered by insurance required by this Facilities Lease which contains provisions for any deductible amount, the Party contractually obligated to provide such insurance shall pay any such deductible amount or the amount of any self-insurance, except if loss is caused by the other party, or its other contractors, subcontractors or suppliers.

6.2.6 Personal Property. Any insurance proceeds payable to District for losses to personal property contents within the Site and/or the Project shall be for the exclusive use of District, and may be utilized in whatever manner District, in its sole discretion, may designate.

## ARTICLE 7. ACCESS; DISCLAIMER OF WARRANTIES.

7.1 By the Entity. The Entity shall have the right at all reasonable times, as further defined in Exhibit D, General Requirements, Section 01500 to enter upon the Site to construct the Project pursuant to this Facilities Lease. Following the acceptance of the Project by District, the Entity may enter the Project at reasonable times with advance notice and arrangement with District for purposes of making any repairs required to be made by the Entity.

7.2 By District. The District shall have the right to enter upon the Site at reasonable times for whatever purpose the District chooses, providing that during construction, the District shall comply with all safety precautions required by the Entity.

7.3 Disclaimer of Warranties. The Entity acknowledges that under the terms of the Site Lease, the Entity is leasing the Site from the District in an “AS IS” condition. The Entity further acknowledges that the District makes no other warranties except as specifically set forth in the Site Lease and this Facilities Lease or in Exhibit D hereto. The Entity agrees that it or its authorized contractor shall provide to the District an express warranty in accordance with Article 22 of the General Construction Terms and Conditions, Exhibit D hereto, and the Entity shall assign or direct its authorized contractor to assign all rights under said warranty to the District. In addition, the Entity agrees to use its best efforts to assist the District in enforcing said warranty. In the event that assignment of the warranty is not effective or valid or the Entity’s authorized contractor fails to honor the warranty, the Entity shall indemnify and hold the District harmless.

#### ARTICLE 8. ASSIGNMENT, SUBLEASING; AMENDMENT.

8.1 Assignment and Subleasing. Except as provided in Section 9.4, this Facilities Lease may not be assigned by the District. Any sublease by the District of this Facilities Lease shall be upon thirty (30) days’ written notice to the Entity and shall be subject to the following conditions: (1) this Facilities Lease and the obligation of the District to make Lease Payments hereunder shall remain obligations of the District; (2) the District shall, within thirty (30) days after the delivery thereof, furnish or cause to be furnished to the Entity a true and complete copy of such sublease; and (3) no such sublease by the District shall cause the Project or the Site to be used for a purpose other than a governmental or proprietary function authorized under the provisions of the Constitution and laws of the State of California. The District shall indemnify the Entity for any violation of applicable Education Code sections, including but not limited to sections 17402 and 17406, that may arise as a result of such sublease. This Facilities Lease may be assigned or subleased by the Entity only to an entity or affiliate of the Entity, but the Entity shall not be released from any liability under the terms of this Lease.

8.2 Amendment of this Facilities Lease. The parties anticipate that this Facilities Lease will be amended, by written agreement of the parties, to reflect the Total Base Rent and Lease Payment Schedule following Preconstruction Services, and may be amended at other times to reflect modifications to its terms. Without the written agreement of the parties, neither party will alter or modify, or agree or consent to alter or modify this Facilities Lease.

#### ARTICLE 9. EVENTS OF DEFAULT AND REMEDIES; TERMINATION.

9.1 Events of Default by the District. The following shall be “Events of Default” by the District under this Facilities Lease and the terms “Event of Default” and “Default” shall mean, whenever they are used in this Facilities Lease, any one or more of the following events:

9.1.1 Failure by the District to pay any Lease Payment required to be paid hereunder at

the time specified herein, unless properly withheld pursuant to this Facilities Lease and/or the provisions found in Exhibit D.

9.1.2 Failure by the District to observe and perform any covenant, condition or agreement in this Facilities Lease on its part to be observed or performed, other than as referred to in Section 9.1.1, for a period of thirty (30) days after written notice specifying such failure and requesting that it be remedied has been given to the District by the Entity; provided, however, if the failure stated in the notice cannot be corrected within the applicable period, the Entity shall not unreasonably withhold its consent to an extension of such time if corrective action is instituted by the District within the applicable period and diligently pursued until the default is corrected.

9.2 Remedies on Default by District. Whenever any Event of Default referred to in Section 9.1 hereof shall have happened and be continuing, it shall be lawful for the Entity to exercise any and all remedies available pursuant to law or granted pursuant to this Facilities Lease, including but not limited to the right to stop work and to extend the date of completion by the number of days the Project is delayed due to the Event of Default; provided, however, there shall be no right under any circumstances to accelerate the Lease Payments or otherwise declare any Lease Payments not then in default to be immediately due and payable. Each and every covenant hereof to be kept and performed by the District is expressly made a condition hereof and upon the breach thereof, the Entity may exercise any and all rights of entry and re-entry upon the Project and the Site, and also, at its option, with or without such entry, may terminate this Facilities Lease; provided, that no such termination shall be affected either by operation of law or acts of the parties hereto, except only in the manner herein expressly provided. In the event of such default and notwithstanding any re-entry by the Entity, the District shall, except as provided herein, continue to remain liable for the payment of the Lease Payments and/or damages for breach of this Facilities Lease and the performance of all conditions herein contained and, in any event such rent and/or damages shall be payable to the Entity at the time and in the manner as herein provided.

9.3 Event of Default by the Entity. The following shall be Events of Default by the Entity under this Facilities Lease and the terms “Event of Default” and “Default” shall mean, whenever they are used in this Facilities Lease, any one or more of the following events:

9.3.1 The Entity, or any member of the Entity, unreasonably refuses or fails to prosecute the work on the Project pursuant to the terms and conditions of this Facilities Lease, including Exhibits D and H, and/or the Plans and Specifications with such reasonable diligence as will accomplish its completion within the time specified or any extension thereof, or unreasonably fails to complete said work within such time.

9.3.2 Prior to completion of Project, the Entity should be adjudged a bankrupt, or file for bankruptcy or if it should make a general assignment for the benefit of its creditors, or if a receiver should be appointed on account of its insolvency, unless these conditions are cured within thirty (30) days.

9.3.3 The Entity, or any member of the Entity, persistently disregards applicable laws

as referenced in the General Construction Terms and Conditions (Exhibit D), or otherwise be in material violation of the General Construction Terms and Conditions.

#### 9.4 Remedies on Default by the Entity.

9.4.1 If an Event of Default by the Entity remains uncured for a period of three (3) days for Preconstruction Services or thirty (30) days for construction services after District has given written notice specifying the failure and requesting that it be remedied, District may, in its sole discretion, and without prejudice to any other right or remedy, terminate the Site Lease and this Facilities Lease, including all provisions and Exhibits hereto, and acquire not less than all of the Entity's interest in the labor, equipment and materials provided under this Facilities Lease in its "as is, where is" condition and pay the Entity the sums due under the terms of this Facilities Lease consistent with the actual work completed as it relates to the Preconstruction Services fee or Total Base Rent payments as adjusted by the terms of this Facilities Lease, less any Lease Payments and other payments already paid as of the date of termination.

In the event that the District exercises this option to terminate after an uncured Event of Default by the Entity during construction services, the parties shall meet and confer and review the accounts and records of the Entity to determine the actual costs incurred by the Entity for the work completed and acceptable to the Architect and the District to the date of termination ("Actual Costs"), including both paid and unpaid. The Actual Costs of the work completed shall include the cost of any materials or equipment ordered and paid for (including any deposits paid toward final costs) but which have not been shipped or are stored off-site and any contractual obligations incurred by the Entity that cannot be cancelled or terminated without penalty. In addition, the Actual Costs shall include any development or overhead fees that have been earned based on the actual work completed as of the date of termination prorated based on the total cost of the Project. Once the Actual Costs have been agreed to by the Parties, or otherwise determined, if the Actual Costs are greater than the Base Rent and other payments made by the District for the completed work, then the difference will be payable by the District. If the Actual Costs are less than the Base Rent paid by the District, the Entity will pay the difference to the District. The District will assume any accounts payable and contractual obligations that cannot be cancelled or terminated for labor, materials or equipment ordered but not fully paid for by the Entity as of the date of termination. The Entity will cooperate with the District and assign any subcontracts with subcontractors or material providers to the District at the District's election. Upon payment as aforesaid and payment of all other amounts owed, the Entity shall deliver to the District all reasonably necessary documents in recordable form to terminate the Facilities Lease and the Site Lease and transfer title to the Project to the District. District may record all such documents as are necessary to accomplish such termination at the District's cost and expense and proceed to complete the Project in any manner deemed appropriate by the District. Any such payments required hereunder shall be paid within ten (10) days of the final determination of the amounts due.

9.4.2 Alternatively, the District may, without prejudice to any other right or remedy, serve upon the Entity and its surety written notice of default, declaring an Entity default, reserving the right to assign, and advising of the District's intention to require the Entity to assign the Entity's obligations under the Site Lease, the Facilities Lease, including Exhibit D



hereto, and the Construction Documents as defined in Exhibit D hereto (the “Obligations”) to a party as designated by the District due to Entity’s default. Such notice shall contain the reasons for the default. Unless, within thirty (30) days after the service of such notice, such violation shall cease and satisfactory arrangements for the correction thereof be made by the Entity, or in the event that Entity fails to cease such violation and make, in the District’s sole discretion, satisfactory arrangements for the correction thereof, upon written notice from District of assignment (“Notice of Assignment”), Entity shall not be entitled to receive any further payment, except as provided for in this Section 9.4.2, and the District shall have the absolute right to designate an assignment of the Obligations from the Entity to another party. The Entity and its surety hereby consent to such assignment.

9.4.2.1 In the event of service of a Notice of Assignment upon the Entity and its surety, the Entity’s surety shall have the right to take over and complete the Project by giving the District written notice of such within fifteen (15) days after service upon it of the Notice of Assignment. If the surety fails to commence performance thereof within thirty (30) days from date of serving such notice, the District may require that the Entity and/or the surety assign the Obligations to a party designated by the District. The District may, without liability for doing so, take possession of and utilize in completing the work such materials, appliances, plants, and other property belonging to the Entity as may be on the site of the work and necessary therefore.

9.4.2.2 If the unpaid balance of the Total Base Rent exceeds the expenses of finishing the work including compensation for additional managerial and administrative services, such excess shall be paid to the Entity. If such expenses exceed such unpaid balance, the Entity shall pay the difference to District within sixty (60) days of recordation of the Notice of Completion for the Project. Any expense incurred by the District as herein provided, and damage incurred through the Entity’s default shall be certified by the Architect.

9.4.2.3 The foregoing provisions are in addition to and not in limitation of any other rights or remedies available to the District.

9.4.3 In the event it is determined that the District did not have cause to issue a Notice of Assignment under Section 9.4.2, the Entity shall only be entitled to receive compensation in accordance with Section 9.4.1.

9.5 No Remedy Exclusive. No remedy herein conferred upon or reserved to the parties is intended to be exclusive and every such remedy shall be cumulative and shall be in addition to every other remedy given under this Facilities Lease or now or hereafter existing at law or in equity. No delay or omission to exercise any right or power accruing upon any Default shall impair any such right or power or shall be construed to be a waiver thereof, but any such right and power may be exercised from time to time and as often as may be deemed expedient. In order to entitle the parties to exercise any remedy reserved to them in this Article 9, it shall not

be necessary to give any notice, other than such notice as may be required in this Article or by law.

9.6 Termination for Convenience. The District has the absolute right to terminate the Facilities Lease and the Site Lease without cause and for its convenience upon fourteen (14) days' written notice to the Entity. In the event of termination without cause during Preconstruction Services, the Entity shall be entitled to payment in an amount not to exceed the Preconstruction Services fee which shall be calculated as follows: (1) the percentage completion of items of preconstruction services by Entity as accepted by the District; plus (2) other reasonable costs actually incurred by Entity in connection with termination; provided, however, that in no event shall Entity be paid an amount which exceeds the Preconstruction Services fee for any item of Preconstruction Services. In the event of such termination without cause during construction services, the District shall pay the Entity the earned but unpaid actual costs, calculated in accordance with Section 9.4.1, plus ten percent (10%) of the remaining Entity fee for the Project. The Entity shall not be entitled to any further compensation.

If the Facilities Lease and Site Lease are terminated by the District for default, and it is later determined that the default termination was wrongful, such termination automatically shall be converted to and treated as a termination for convenience under this section, and Entity shall be entitled to receive only the amounts payable hereunder in compensation.

9.7 No Additional Waiver Implied by One Waiver. In the event any agreement contained in this Facilities Lease should be breached by either party and thereafter waived by the other party, such waiver shall be limited to the particular breach so waived and shall not be deemed to waive any other breach hereunder.

9.8 Application of Proceeds. All amounts derived by the Entity as a result of an Event of Default hereunder, shall be applied to the Lease Payments in order of payment date.

#### ARTICLE 10. MISCELLANEOUS.

10.1 Notices. Any notice to either party shall be in writing and given by delivering the same to such party in person, or by sending the same by registered or certified mail, return receipt requested, with postage prepaid, or by delivering any notice by nationally recognized overnight delivery service (such as Federal Express) for next business day delivery, to the following addresses:

To the District:           5735 47th Ave.  
Sacramento, CA 95824-4528  
Attention: Chris Ralston

To the Entity:           **Entity Name**  
Address  
City, State Zip

Attention: \_\_\_\_\_

Any party may change its mailing address at any time by giving written notice of such change to the other parties in the manner provided therein. All notices under this Facilities Lease shall be deemed given, received, made or communicated on the date personal delivery is effected, or if mailed or sent by overnight delivery service, on the delivery date or attempted delivery date shown in the return receipt. No party shall refuse or evade delivery of any notice.

10.2 Binding Effect. This Facilities Lease shall inure to the benefit of and shall be binding upon The Entity and the District and their respective successors, transferees and assigns.

10.3 Severability. In the event any provision of this Facilities Lease shall be held invalid or unenforceable by any court of competent jurisdiction, such holding shall not invalidate or render unenforceable any other provision hereof, unless elimination of such invalid provision materially alters the rights and obligations embodied in this Facilities Lease or the Site Lease.

10.4 Further Assurances and Corrective Instruments. The Entity and the District agree that they will, from time to time, execute, acknowledge and deliver such supplements hereto and such further instruments as may reasonably be required for correcting any inadequate or incorrect description of the Site or the Project hereby leased or intended to be leased.

10.5 Execution in Counterparts. This Facilities Lease may be executed in several counterparts, each of which shall be an original and all of which shall constitute but one and the same instrument.

10.6 Applicable Law. This Facilities Lease shall be governed by and construed in accordance with the laws of the State of California.

10.7 The Entity and District Representatives. Whenever under the provisions of this Facilities Lease the approval of the Entity or the District is required, or the Entity or the District is required to take some action at the request of the other, such approval or such request shall be given for the Entity by the Entity's Representative and for the District by the District's Representative, and any party hereto shall be authorized to rely upon any such approval or request.

10.8 Captions. The captions or headings in this Facilities Lease are for convenience only and in no way define, limit or describe the scope or intent of any provisions or Sections of this Facilities Lease.

10.9 Interpretation. It is agreed and acknowledged by District and the Entity that the provisions of this Facilities Lease and its Exhibits have been arrived at through negotiation, and that each of the parties has had a full and fair opportunity to revise portions of this Facilities Lease and its Exhibits and to have such provisions reviewed by legal counsel. Therefore, the normal rule of construction that any ambiguities are to be resolved against the drafting party shall not apply in construing or interpreting this Facilities Lease and its Exhibits.

10.10 Time. Time is of the essence of each and all of the terms and provisions of this Facilities

Lease and its Exhibits.

10.11 Force Majeure. Except as otherwise provided herein, a party shall be excused from the performance of any obligation imposed in this Facilities Lease and the exhibits hereto for any period and to the extent that a party is prevented from performing such obligation, in whole or in part, as a result of delays caused by the other party or third parties, other than third parties under the control or supervision of the party hereto charged with the delay, a governmental agency or entity, an act of God, war, terrorism, civil disturbance, forces of nature, fire, flood, earthquake, strikes or lockouts, and such non performance will not be a default hereunder or a grounds for termination of this Facilities Lease.

10.12 Estoppel Certificates. Each party, within twenty (20) days after written notice from the other party, shall execute, acknowledge and deliver to the other party in recordable form an estoppel certificate certifying that this Facilities Lease is: (i) unmodified and in full force and effect, or if there have been modifications, that the same is in full force and effect as modified and stating the modifications; (ii) the amount of the Lease Payments and any Additional Payments then owing but currently unpaid; and (iii) stating whether or not the other party is in default in the performance of any provision of this Facilities Lease, and if so, specifying each such default of which the party may have knowledge. Each party shall only be required to certify the foregoing information to the extent that such information is truthful and accurate.

10.13 Attorneys' Fees; Disputes. In the event that either party is required to institute legal proceedings to enforce this Lease, in whole or in part, the prevailing party shall be entitled to recover its reasonable attorneys' fees, costs and expenses. The parties further agree that any action of proceeding brought to enforce the terms and conditions of this Facilities Lease shall be maintained exclusively in Sacramento County, California.

///  
///  
///

10.14 Recitals Incorporated. The Recitals set forth at the beginning of this Facilities Lease are hereby incorporated into its terms and provisions by this reference.

IN WITNESS WHEREOF, the parties hereto have caused this Facilities Lease to be executed by their respective duly authorized officers, to be effective as of the day and year first written above.

Sacramento City Unified School District,  
A school district organized and existing under the laws  
of the State of California

By: \_\_\_\_\_  
Name and Title

By: \_\_\_\_\_  
Name and Title

**Contract: Contract amount(s) Project #(s) bc #(s)**

Entity:  
**Entity Name**

Signature: \_\_\_\_\_

By: \_\_\_\_\_

Title: \_\_\_\_\_

Business Address: \_\_\_\_\_

License Number: \_\_\_\_\_ Exp. Date: \_\_\_\_\_

DIR Registration #: \_\_\_\_\_ Exp. Date: \_\_\_\_\_

Federal Tax ID #: \_\_\_\_\_

## EXHIBIT A

### THE PROJECT

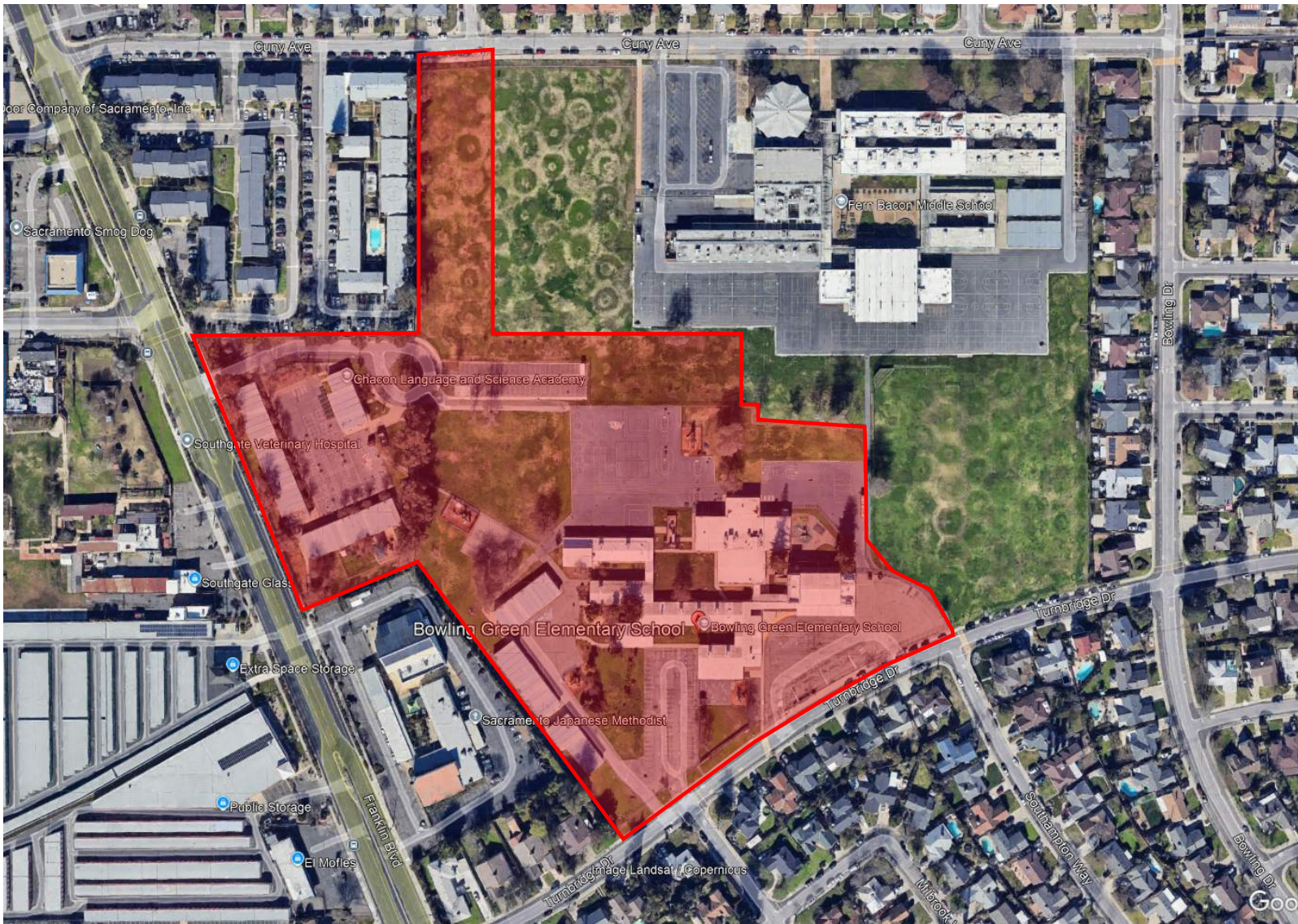
The name of the Project is **Bowling Green Elementary School Campus Renewal Project** to be constructed at **4211 Turnbridge, Sacramento, CA 95823** consists of construction, in accordance with the Plans and Specifications prepared by **HMC Architects**.

The Project shall include, but not be limited to, campus wide exterior and interior painting, classroom floor replacement, replace whiteboards and tackboards in classrooms, toilet room accessibility improvements, addition of new security cameras, site accessibility improvements, kindergarten/TK classroom relocation, modernization of existing building, redesign of main parking lot including repaving and restriping, removal of six (6) existing apparatus and replace with new, new PC shade structures, reroofing, HVAC upgrades, new landscape throughout site including replacement of existing irrigation systems, new PC shade structure with photovoltaics in parking lot, modernization of existing kitchen facilities, interior remodel of administration area, new fencing throughout site, replacement of the existing storm drain, sanitary sewer, and domestic water line to edge of buildings, relocation of modular buildings.

## EXHIBIT B

### DESCRIPTION OF THE SITE

The Site leased is all of that area inside the (colored boundary) on the map shown below.



**EXHIBIT C**

**LEASE PAYMENT SCHEDULE/TBR CALCULATION**

**[TO BE ADDED BY AMENDMENT]**



1  
2  
3  
4  
5  
6  
7  
8  
9

**EXHIBIT C**  
**QUALIFICATIONS & ASSUMPTIONS**  
**[TO BE ADDED BY AMENDMENT]**

1  
2  
3  
4  
5  
6  
7  
8

**EXHIBIT C**  
**EXCLUSIONS AND WORK NOT INCLUDED**  
**[TO BE ADDED BY AMENDMENT]**

1 **LIST OF PLANS, SPECIFICATIONS AND OTHER DOCUMENTS**

2  
3 **[DSA DRAWINGS & SPECIFICATIONS INDEX TO BE ADDED BY AMENDMENT]**

4  
5  
6 **NOTE: THIS SECTION SHOULD INCLUDE BUT NOT LIMITED TO DSA 103;**  
7 **GEOTECHNICAL REPORT(S); HAZARDOUS MATERIAL REPORT(S); DSA APPROVED**  
8 **ADDENUMS; OUTSIDE AGENCY APPLICATIONS; APPROVED PHASING PLAN AS**  
9 **APPLICABLE TO PROJECT; AND DOCUMENTS APPLICABLE TO THIS PROJECT.**

10  
11  
12  
13  
14  
15  
16  
17  
18  
19  
20  
21  
22  
23  
24  
25  
26  
27  
28  
29  
30  
31  
32  
33  
34  
35  
36  
37  
38  
39  
40  
41  
42  
43  
44  
45  
46  
47

# Bowling Green Charter McCoy & Chacon Academies


Geotechnical Engineering Report

Sacramento, Sacramento County, California

July 31, 2024 | Terracon Project No. NB245081

**Prepared for:**

Sacramento City Unified School District  
425 1st Avenue  
Sacramento, California 95818



Nationwide  
[Terracon.com](https://www.terracon.com)

- Facilities
- Environmental
- Geotechnical
- Materials



50 Goldenland Court, Suite 100  
Sacramento, CA 95834  
P (916) 928-4690  
[Terracon.com](http://Terracon.com)

July 31, 2024

Sacramento City Unified School District  
425 1st Avenue  
Sacramento, California 95818

Attn: Mr. Chris Ralston  
P: (916) 395-3970  
E: Chris.Ralston@SCUSD.edu

Re: Geotechnical Engineering Report  
Bowling Green Charter McCoy & Chacon Academies  
4211 Turnbridge Drive  
Sacramento, Sacramento County, California  
Terracon Project No. NB245081

Dear Mr. Ralston:

We have completed the scope of Geotechnical Engineering services for the referenced project in general accordance with Terracon Proposal No. PNB245081, dated June 27, 2024. This report presents the findings of the subsurface exploration and provides geotechnical recommendations concerning earthwork and the design and construction of foundations and pavements for the proposed project.

We appreciate the opportunity to be of service to you on this project. If you have any questions concerning this report or if we may be of further service, please contact us.

Sincerely,

**Terracon**

Justin L. McNabb, G.I.T.  
Staff Geologist

Noah T. Smith, P.E., G.E.  
Principal



John S. McKeown, P.G., C.E.G.  
Senior Geologist

# Table of Contents

<b>Report Summary .....</b>	<b>1</b>
<b>Introduction.....</b>	<b>2</b>
<b>Project Description.....</b>	<b>2</b>
<b>Site Conditions .....</b>	<b>4</b>
<b>Geotechnical Characterization .....</b>	<b>4</b>
Groundwater Conditions.....	5
<b>Geologic Hazards.....</b>	<b>6</b>
Faulting and Estimated Ground Motions.....	6
Liquefaction .....	6
Flooding .....	7
<b>Seismic Considerations.....</b>	<b>7</b>
<b>Corrosivity .....</b>	<b>9</b>
<b>Geotechnical Overview .....</b>	<b>9</b>
Soft/Unstable Subgrade Potential .....	10
Expansive Soils .....	10
<b>Earthwork .....</b>	<b>11</b>
Demolition.....	11
Site Preparation.....	11
Subgrade Preparation.....	12
Excavation.....	13
Soil Stabilization.....	13
Fill Material Types .....	14
Fill Placement and Compaction Requirements .....	16
Utility Trench Backfill .....	17
Grading and Drainage.....	18
Earthwork Construction Considerations .....	19
Construction Observation and Testing .....	20
<b>Shallow Foundations .....</b>	<b>20</b>
Design Parameters – Compressive Loads .....	21
Foundation Construction Considerations .....	22
<b>Deep Foundations.....</b>	<b>22</b>
Drilled Shaft Design Criteria .....	22
Drilled Shaft Axial Design Parameters .....	23
Drilled Shaft Lateral Loading.....	24
Drilled Shaft Construction Considerations .....	25
<b>Pavements .....</b>	<b>26</b>
General Pavement Comments .....	26
Pavement Design Parameters .....	27
Pavement Section Thicknesses .....	28
Pavement Drainage.....	31
Pavement Maintenance .....	32


**Exterior Hardscape ..... 32**  
**General Comments ..... 33**

## **Figures**

- GeoModel
- Cross Section A-A'
- Cross Section B-B'

## **Attachments**

- Exploration and Testing Procedures**
- Site Location and Exploration Plans**
- Exploration and Laboratory Results**
- Supporting Information**

**Note:** This report was originally delivered in a web-based format. **Blue Bold** text in the report indicates a referenced section heading. The PDF version also includes hyperlinks which direct the reader to that section and clicking on the  logo will bring you back to this page. For more interactive features, please view your project online at [client.terracon.com](http://client.terracon.com).

Refer to each individual Attachment for a listing of contents.

## Report Summary

Topic <sup>1</sup>	Overview Statement <sup>2</sup>
<b>Project Description</b>	The project includes the construction of a new shade structure as well as pavement and flatwork improvements across the site.
<b>Geotechnical Characterization</b>	<p>Subgrade soil conditions encountered in our borings generally consisted of medium stiff to hard lean clays with variable amounts of sand and soft to stiff silty clay with variable amounts of sand near the surface underlain by medium dense to dense clayey sand to the maximum depths explored varying from 5 feet to 21½ feet below the existing ground surface (bgs).</p> <p>Groundwater was not encountered in the borings while drilling or for the short duration they remained open.</p>
<b>Earthwork</b>	<p>Preliminary grading plans were not available for review at the time this report was prepared. We have assumed site grades will generally remain the same as existing at the time this report was prepared.</p> <p>Cuts and fills on the order of 1 foot or less are anticipated to be required to develop final grades.</p> <p>Clays are sensitive to moisture variation.</p> <p>Grading should be conducted in accordance with the <b>Earthwork</b> section of this report.</p>
<b>Shallow Foundations</b>	<p>Shallow foundations may be used for the shade structure support.</p> <p>Allowable bearing pressure = 2,000 psf</p> <p>Expected settlements: &lt; 1-inch total, &lt; 1/2-inch differential</p>
<b>Deep Foundations</b>	<p>As an alternative to shallow foundations, deep foundations consisting of drilled shafts may be used to support the shade structure at the site. Drilled shafts should have a minimum diameter of 24 inches for foundation support.</p>
<b>Pavements</b>	<p>Pavement sections are provided for both rigid and flexible pavements, with subgrade prepared as noted in <b>Earthwork</b>.</p>
<b>General Comments</b>	<p>This section contains important information about the limitations of this geotechnical engineering report.</p>

1. If the reader is reviewing this report as a pdf, the topics in the table can be used to access the appropriate section of the report by simply clicking on the topic itself.
2. This summary is for convenience only. It should be used in conjunction with the entire report for design purposes.



## Introduction

This report presents the results of our subsurface exploration and Geotechnical Engineering services performed for the proposed Bowling Green Charter McCoy & Chacon Academies improvements to be located at 4211 Turnbridge Drive in Sacramento, Sacramento County, California. The purpose of these services was to provide information and geotechnical engineering recommendations relative to:

- Subsurface soil conditions
- Groundwater conditions
- Seismic site classification per the 2022 California Building Code (CBC)
- Site preparation and earthwork
- Demolition considerations
- Foundation design and construction
- Pavement design and construction

The geotechnical engineering Scope of Services for this project included the advancement of test borings, laboratory testing, engineering analysis, and preparation of this report.

Drawings showing the site and boring locations are shown on the [Site Location](#) and [Exploration Plan](#), respectively. The results of the laboratory testing performed on soil samples obtained from the site during our field exploration are included on the boring logs and as separate graphs in the [Exploration Results](#) section.

## Project Description

Our initial understanding of the project was provided in our proposal and was discussed during project planning. A period of collaboration has transpired since the project was initiated, and our final understanding of the project conditions is as follows:

Item	Description
<b>Information Provided</b>	<p>An email request for proposal was provided by Ryan Wade with Kitchell on June 19, 2024. The request included basic proposal information.</p> <p>A follow up email was provided by Ryan Wade on June 20, 2024 that included the following document:</p> <ul style="list-style-type: none"><li>■ Architect Schematics, dated June 17, 2024</li></ul> <p>A final email was provided by Ryan Wade on June 25, 2024 that clarified the scope of the project.</p>

Item	Description
<b>Project Description</b>	The project includes a new shade structure as well as pavement and flatwork improvements across the site.
<b>Proposed Structure</b>	The structure associated with the project consists of a shade structure with an assumed maximum size of 20 feet by 40 feet.
<b>Anticipated Construction</b>	We have assumed construction of the shade structure will consist of a steel frame structure supported on shallow foundations or drilled shafts.
<b>Finished Grade</b>	Preliminary plans were not available for review at the time this report was prepared. We have assumed the finished grade will be within 1 foot of existing grades.
<b>Maximum Loads</b>	<p>Anticipated structural loads were not provided. In the absence of information provided by the design team, we used the following load in estimating settlement based on our experience with similar projects:</p> <ul style="list-style-type: none"> <li>■ Shade Structure: 8 kips</li> </ul>
<b>Grading</b>	A preliminary grading plan was not available for review at the time this report was prepared. We have assumed minimal grading with about 1 foot or less of cut/fill to bring the site to final grades.
<b>Pavements</b>	<p>Both rigid (concrete) and flexible (asphalt) pavement sections are being considered for site development.</p> <p>The following ACI traffic categories and daily truck traffic were used to develop concrete pavement section recommendations:</p> <ul style="list-style-type: none"> <li>■ Category A: Car parking areas and access lanes, 10 trucks per day</li> <li>■ Category B: Entrance and truck service lanes, 25 trucks per day</li> <li>■ Category C: Buses</li> <li>■ Category D: Heavy duty trucks, 1 truck per day</li> <li>■ Category E: Garbage or fire truck lanes</li> </ul> <p>The following Traffic Indices (TIs) were used to develop asphalt pavement section recommendations:</p> <ul style="list-style-type: none"> <li>■ Playground Blacktop Areas: TI = 4.0</li> <li>■ Auto Parking Areas: TI = 5.0</li> <li>■ Auto Drive Lanes: TI = 6.0</li> <li>■ Bus/Truck Drive and Parking Areas: TI = 7.0</li> </ul> <p>The pavement design period is 20 years.</p>
<b>Building Code</b>	2022 California Building Code (CBC)

Terracon should be notified if any of this information is inconsistent with the planned construction, especially the grading limits, as modifications to our recommendations may be necessary.

## Site Conditions

The following description of site conditions is derived from our site visit in association with the field exploration and our review of publicly available geologic and topographic maps.

Item	Description
<p><b>Parcel Information</b></p>	<p>The project is located at 4211 Turnbridge Drive in Sacramento, Sacramento County, California.</p> <p>Assessor’s Parcel Number (APN): 042-0170-001</p> <p>Size of property: 20.59 acres</p> <p>Latitude and Longitude (approximate): 38.5021°N, 121.4595°W</p> <p>See <a href="#">Site Location</a></p>
<p><b>Existing Improvements</b></p>	<p>The site is developed with an existing elementary school and is bordered by schools to the north and west. Residential homes border the site to the south and east. Site development includes both permanent and mobile classrooms, multipurpose buildings, concrete and asphalt pavements, flatwork, earthen sports fields, play areas, and landscaped areas.</p>
<p><b>Current Ground Cover</b></p>	<p>Asphalt pavement, concrete hardscape, landscaping, and open fields.</p>
<p><b>Existing Topography</b></p>	<p>The site is relatively flat with approximately 3 feet or less of topographic relief across the site based on a review of Google Earth and observations made during our field exploration.</p>

## Geotechnical Characterization

We have developed a general characterization of the subsurface conditions based upon our review of the subsurface exploration, laboratory data, geologic setting, and our understanding of the project. This characterization, termed GeoModel, forms the basis of our geotechnical calculations and evaluation of the site. Conditions observed at each exploration point are indicated on the individual logs. The individual logs can be found in the [Exploration Results](#) and the GeoModel can be found in the [Figures](#) attachment of this report.

As part of our analyses, we identified the following model layers within the subsurface profile. For a more detailed view of the model layer depths at each boring location, refer to the GeoModel.

Model Layer	Layer Name	General Description
1	Lean Clay	Medium stiff to hard lean clay with variable amounts of sand.
2	Silty Clay	Soft to stiff silty clay with variable amounts of sand.
3	Clayey Sand	Medium dense to dense clayey sand.

Additional borings, test pits, or geophysical testing could be performed to obtain more specific subgrade information.

### Groundwater Conditions

The borings were observed while drilling and after completion for the presence and level of groundwater. Groundwater was not encountered within the maximum depths of the borings at the time of our field exploration, or for the short duration the borings could remain open.

Groundwater conditions may be different at the time of construction. Groundwater data obtained from the State of California’s State Water Resources Control Board GeoTracker<sup>1</sup> indicates the depth to groundwater is about 23 feet to 41 feet bgs according to groundwater measurements taken from monitoring wells located approximately ¾ mile northwest of the site and at an elevation relatively similar to the project site elevation (Project No. T0606700388).

Groundwater conditions may change because of seasonal variations in rainfall, runoff, and other conditions not apparent at the time the borings were performed. Therefore, groundwater levels during construction or at other times in the life of the improvements may be higher or lower than the levels indicated on the boring logs. The possibility of groundwater level fluctuations and seepage should be considered when developing the design and construction plans for the project.

---

<sup>1</sup>GeoTracker. California State Water Resources Control Board, <https://geotracker.waterboards.ca.gov/map/?CMD=runreport&myaddress=38.626850%C2%B0+N%2C+121.218495%C2%B0+W>. Accessed July 29, 2024.

## Geologic Hazards

United States Geological Survey (USGS) maps<sup>1</sup> indicate subsurface conditions at the site consist of Pleistocene age (approximately 450,000 years ago to 130,000 years ago) Riverbank Formation Deposits ( $Q_r$ ). The Riverbank Formation consists of primarily arkosic-rich gravel, sand, and silt. The subsurface conditions encountered in our borings were generally consistent with the mapped geology.

### Faulting and Estimated Ground Motions

The site is located in the Sacramento Valley area of California, which is a relatively moderate seismicity region. The type and magnitude of seismic hazards affecting the site are dependent on the distance to causative faults, the intensity, and the magnitude of the seismic event. Gridded non-fault background sources constitute the majority of seismic hazard for this site. Segments of the Great Valley 04a Trout Creek [2] system, which is located approximately 49¼ kilometers from the site, and other more distance faults have a lesser contribution to seismic hazard at the site from a design standpoint. A Mean Earthquake Magnitude of 6.48 and modal magnitude of 5.5 may be considered for this site.

Based on the ASCE 7-16 Standard, the peak ground acceleration ( $PGA_M$ ) at the subject site is approximately 0.323g. Based on the USGS 2014 interactive deaggregations, the PGA at the subject site for a 2% probability of exceedance in 50 years (return period of 2475 years) is expected to be about 0.340g. The site is not located within an Alquist-Priolo Earthquake Fault Zone based on our review of the State Fault Hazard Maps.<sup>2</sup> Therefore, the hazard of surface fault rupture is low.

### Liquefaction

Liquefaction is a mode of ground failure that results from the generation of high pore water pressures during earthquake ground shaking, causing loss of shear strength. Liquefaction is typically a hazard where loose sandy soils or low plasticity fine grained

---

<sup>1</sup>Wagner, D.L., Jennings, C.W., Bedrossian, T.L., and Bortugno, E.J., 1981, Geologic map of the Sacramento quadrangle, California, 1:250,000, California Division of Mines and Geology, Regional Geologic Map RGM-1A, 1:250,000.

<sup>2</sup> California Geological Survey (CGS), "California Earthquakes Hazards Zone Application (EQ Zapp)", September 23, 2021, <https://maps.conservation.ca.gov/cgs/EQZApp/app/>.

soils exist below groundwater. The California Geological Survey (CGS) has designated certain areas within California as potential liquefaction hazard zones. These are areas considered at risk of liquefaction-related ground failure during a seismic event, based upon mapped surficial deposits and the presence of a relatively shallow water table. The project site has not yet been evaluated by CGS for liquefaction hazards. However, given the geologic age of the site sediments, we believe the potential for liquefaction at this site is low.

A liquefaction analysis for the site was not requested nor performed. If a liquefaction analysis is desired, we are experienced in performing these analyses and can provide a fee to perform such an assessment. This assessment would involve advancing an additional boring or CPT to a depth of at least 50 feet bgs.

## Flooding

Based on a review of the Federal Emergency Management Agency (FEMA) National Flood Layer (NFHL), the project site is located within a mapped flood zone. The project site is in an area with a FEMA Flood Zone X designation which is determined to be an area protected by levees from a 1% annual chance flood.

## Seismic Considerations

The 2022 California Building Code (CBC) Seismic Design Parameters have been generated using the SEAOC/OSHPD Seismic Design Maps Tool. This web-based software application calculates seismic design parameters in accordance with ASCE 7-16, and 2022 CBC. The 2022 CBC requires that a site-specific ground motion study be performed in accordance with Section 11.4.8 of ASCE 7-16 for Site Class D sites with a mapped  $S_1$  value greater than or equal 0.2.

Therefore, the project is subject to a requirement for site-specific ground motion hazard analysis in accordance with ASCE 7-16, 21.2. An exception to this requirement is included in Supplement 3 to ASCE 7-16 that states: "A ground motion hazard analysis is not required where the value of the parameter SM1 determined by Eq. (11.4-2) is increased by 50% for all applications of SM1 in this standard. The resulting value of the parameter SD1 determined by Eq. (11.4-4) shall be used for all applications of SD1 in the Standard."

Based on this exception, the spectral response accelerations presented in the following table were calculated using the site coefficients ( $F_a$  and  $F_v$ ) from Tables 1613.2.3(1) and 1613.2.3(2) presented in Section 16.4.4 of the 2022 CBC.

Description	Value
2022 California Building Code (CBC) Site Classification <sup>1</sup>	D-Default <sup>2</sup>
Risk Category	II
Site Latitude <sup>3</sup>	38.5021°
Site Longitude <sup>3</sup>	-121.4595°
S <sub>s</sub> , Spectral Acceleration for a Short Period <sup>4</sup>	0.566
S <sub>1</sub> , Spectral Acceleration for a 1-Second Period <sup>4</sup>	0.252
F <sub>a</sub> , Site Coefficient	1.347
F <sub>v</sub> , Site Coefficient (1-Second Period)	2.10
S <sub>DS</sub> , Spectral Acceleration for a Short Period	0.508
S <sub>D1</sub> , Spectral Acceleration for a 1-Second Period	0.529

1. Seismic site soil classification in general accordance with the *2022 California Building Code*, which refers to ASCE 7-16. Site Classification is required to determine the Seismic Design Category for a structure.
2. The Site Classification is based on the upper 100 feet of the site profile defined by a weighted average value of either shear wave velocity, standard penetration resistance, or undrained shear strength in accordance with Section 20.4 of ASCE 7-16 and the 2022 CBC. Subsurface explorations at this site were extended to a maximum depth of approximately 21½ feet bgs. The site properties below the maximum exploration depth to 100 feet bgs were estimated based on our experience and knowledge of geologic conditions of the general area. Additional deeper exploration or geophysical testing may be performed to confirm the conditions below the current maximum depth of exploration.
3. Provided coordinates represent a point located at the general center of the site.
4. These values were obtained using online seismic design maps and tools provided by SEAOC and OSHPD (<https://seismicmaps.org/>).

Typically, a site-specific ground motion study may reduce construction costs. We recommend consulting with a structural engineer to evaluate the need for such a study and its potential impact on construction costs. Terracon should be contacted if a site-specific ground motion study is desired.

## Corrosivity

The following table lists the results of laboratory soluble sulfate, soluble chloride, electrical resistivity, and pH testing. The values may be used to estimate potential corrosive characteristics of the on-site soils with respect to contact with the various underground materials which will be used for project construction.

**Corrosivity Test Results Summary**

Boring	Sample Depth (feet)	Soil Description	Soluble Sulfate (%)	Soluble Chloride (%)	Electrical Resistivity ( $\Omega$ -cm)	pH
B-1	1	Lean Clay with Sand	0.004	Nil	3,800	6.36

Results of soluble sulfate testing can be classified in accordance with ACI 318 – Building Code Requirements for Structural Concrete. Numerous sources are available to characterize corrosion potential to buried metals using the parameters presented in the previous table. ANSI/AWWA is commonly used for ductile iron, while threshold values for evaluating the effect on steel can be specific to the buried feature (e.g., piling, culverts, welded wire reinforcement, etc.) or agency for which the work is performed. Imported fill materials may have significantly different properties than the site materials noted in the table and should be evaluated if expected to be in contact with metals used for construction. Consultation with a NACE certified corrosion professional is recommended for buried metals on the site.

Mapping by the NRCS includes qualitative severity of corrosion to concrete and steel. Based on this source, the near-surface materials were not rated or available on NRCS mapping at the time of this report.

## Geotechnical Overview

The subject site has geotechnical considerations that will affect the construction and performance of the proposed improvements that are discussed in this report. The primary geotechnical considerations that have been identified at the subject site that will affect development are the following:

- Soft/Unstable subgrade potential
- Expansive soils



## Soft/Unstable Subgrade Potential

Soft to medium stiff lean clay was noted near the surface in our soil borings. These soils may become unstable when disturbed. During periods of dry weather, these soils may be stable upon initial exposure, however, these soils could become relatively soft and unstable under construction traffic. Furthermore, depending upon site conditions during construction, over-excavation, or stabilization of the subgrade and/or base of over-excavations may be needed to achieve a suitable working surface. Accordingly, we recommend that the owner budget for the possibility that over-excavation and/or stabilization may be required, and contractors be prepared to handle potentially unstable and/or soft conditions. Stabilization may consist of aerating/drying the soil, a composite section of aggregate base and geogrid, or chemical stabilization using high calcium quick lime or Portland cement.

## Expansive Soils

Near surface clay soils encountered in our borings have moderate plasticity. This report provides recommendations to help mitigate the effects of soil shrinkage and expansion. However, even if these procedures are followed, some movement in the structure should be anticipated. The severity of the movement will probably increase if modification of the site results in excessive wetting or drying of the expansive soils. Eliminating the risk of movement and distress may not be feasible, but it may be possible to further reduce the risk of movement if significantly more expensive measures are used during construction such as supporting the shade structure on **Deep Foundations** and chemically treating pavement areas

The near surface clay could become unstable with typical earthwork and construction traffic, especially after precipitation events. The effective drainage should be completed early in the construction sequence and maintained after construction to avoid potential issues. If possible, the grading should be performed during the warmer and drier times of the year. If grading is performed during the winter months, an increased risk for possible undercutting and replacement of unstable subgrade will persist. Additional site preparation recommendations, including subgrade improvement and fill placement, are provided in the **Earthwork** section.

The soils which form the bearing stratum for shallow foundations are plastic and exhibit potential for shrink-swell movements with changes in moisture. Additional areas of localized highly plastic soils may be present where borings were not performed. Maintaining above optimum moisture conditions in the bearing soils and a minimum dead load pressure on footings should reduce the anticipated swell movements to tolerable levels. The **Shallow Foundations** section addresses support of the shade structure directly bearing on firm native soil.

The recommendations contained in this report are based upon the results of field and laboratory testing (presented in the **Exploration Results**), engineering analyses, and our current understanding of the proposed project. The **General Comments** section provides an understanding of the report limitations.

## Earthwork

We anticipate grading may consist of cuts and fills on the order of 1 foot or less and that site grades will remain at the same elevation as existing. Specific site grading information was unavailable at the time this report was prepared. If elevation and site grading differ from our stated assumptions, Terracon should be contacted to determine if additional earthwork recommendations are warranted.

Earthwork is anticipated to include demolition, clearing and grubbing, excavations, and engineered fill placement. The following sections provide recommendations for use in the preparation of specifications for the work. Recommendations include critical quality criteria, as necessary, to render the site in the state considered in our geotechnical engineering evaluation for foundations, hardscape, and pavements.

### Demolition

We recommend existing pavements, and any foundations, slabs, or utilities found during pavement demolition, be removed from within the proposed shade structure footprint and at least 5 feet beyond the outer edge of foundations. This should include removal of any loose backfill found adjacent to existing foundations. If pipes are abandoned in-place, they should be filled completely with lean cement grout, or other suitable material, to avoid collapse in the future. All materials derived from the demolition of existing structures and pavements should be removed from the site and not be allowed for use as on-site fill, unless processed in accordance with the fill requirements included in this report.

For areas outside the proposed shade structure footprint and foundation bearing zones, existing foundations, floor slabs, and utilities should be removed where they conflict with proposed utilities and pavements. In such cases, existing foundations, floor slabs, and utilities should be removed to a depth of at least 2 feet below the affected utility or design pavement subgrade elevation.

### Site Preparation

Prior to placing fill, existing miscellaneous debris, vegetation, topsoil, and root mats should be removed. Complete stripping of the topsoil should be performed in the

proposed improvement areas. Stripping should extend laterally a minimum of 5 feet beyond the limits of proposed improvements.

Mature trees are located within or near the footprint of some of the proposed improvements, which may require removal at the onset of construction. Tree root systems can remove substantial moisture from surrounding soils. Where trees are removed, the full root ball and all associated dry and desiccated soils should be removed. Soil which contain less than 3 percent organic material can be reused as engineered fill provided the material is moisture conditioned and properly compacted.

Although no evidence of fill or underground facilities (such as septic tanks, cesspools, basements, and utilities) was observed during the exploration and site reconnaissance, such features could be encountered during construction. If unexpected fills or underground facilities are encountered, such features should be removed, and the excavation thoroughly cleaned prior to backfill placement and/or construction.

## Subgrade Preparation

After clearing, any required cuts and overexcavation should be made.

Excavated material may be stockpiled for use as fill provided it is cleaned of organic material, debris, and any other deleterious material and meets the criteria for structural or general fill specified in the **Fill Material Types** section of this report.

Once cuts and overexcavation operations are complete, the resulting subgrade should be proofrolled with an adequately loaded vehicle such as a fully-loaded tandem-axle dump truck, if possible. The proofrolling should be performed under the observation of the Geotechnical Engineer or their representative. Areas excessively deflecting under the proofroll should be delineated and subsequently addressed by the Geotechnical Engineer. Such areas should either be removed or modified by stabilizing as noted in the **Soil Stabilization** section of this report. Excessively wet or dry material should either be removed, or moisture conditioned and recompacted.

Once proofrolling has been performed, the resulting subgrade, once properly cleared, should be scarified, moisture conditioned as necessary, and compacted per the compaction requirements in this report. The depth of scarification of subgrade soils and moisture conditioning of the subgrade is highly dependent upon the time of year of construction and the site conditions that exist immediately prior to construction. If construction occurs during the winter or spring, when the subgrade soils are typically already in a moist condition, scarification and compaction may only be 8 inches. If construction occurs during the summer or fall when the subgrade soils have been allowed to dry out deeper, the depth of scarification and moisture conditioning may be as much as 18 inches or more. The subgrade below existing paved areas may be at an elevated moisture content because it has been covered by asphalt and may require

some drying to achieve the required compaction. A representative from Terracon should be present during earthwork to observe the exposed subgrade and confirm the depth of scarification and moisture conditioning required.

Following scarification, moisture conditioning, and compaction of the subgrade soils, compacted structural fill soils should then be placed to the proposed design grade and the moisture content and compaction of subgrade soils should be maintained until construction.

Based upon the subsurface conditions determined from the geotechnical exploration, subgrade soils exposed during construction are anticipated to be relatively workable; however, the workability of the subgrade may be affected by precipitation, repetitive construction traffic or other factors. If unworkable conditions develop, workability may be improved by scarifying and drying.

## Excavation

We anticipate that excavations for the proposed construction can be accomplished with conventional earthmoving equipment. The bottom of excavations should be thoroughly cleaned of loose soils and disturbed materials prior to backfill placement and/or construction.

Individual contractors are responsible for designing and constructing stable, temporary excavations. Excavations should be sloped or shored in the interest of safety following local and federal regulations, including current OSHA excavation and trench safety standards.

## Soil Stabilization

Methods of subgrade stabilization, as described in this section, could include scarification, moisture conditioning and recompaction, removal of unstable materials and replacement with granular fill (with or without geosynthetics), and chemical stabilization. The appropriate method of improvement, if required, would be dependent on factors such as schedule, weather, the size of area to be stabilized, and the nature of the instability. More detailed recommendations can be provided during construction as the need for subgrade stabilization occurs. Performing site grading operations during warm seasons and dry periods would help reduce the amount of subgrade stabilization required.

If the exposed subgrade is unstable during proofrolling operations, it could be stabilized using one of the following methods:

- **Scarification and Recompaction** - It may be feasible to scarify, dry, and recompact the exposed soils. The success of this procedure would depend

primarily upon favorable weather and sufficient time to dry the soils. Stable subgrades likely would not be achievable if the thickness of the unstable soil is greater than about 1 foot, if the unstable soil is at or near groundwater levels, or if construction is performed during a period of wet or cool weather when drying is difficult.

- **Aggregate Base** - The use of Caltrans Class II aggregate base is a common procedure to improve subgrade stability. Typical undercut depths would be expected to range from about 8 to 18 inches below finished subgrade elevation. The use of high modulus geosynthetics (i.e., engineering fabric or geogrid) could also be considered after underground work such as utility construction is completed. Prior to placing the fabric or geogrid, we recommend that all below grade construction, such as utility line installation, be completed to avoid damaging the fabric or geogrid. Equipment should not be operated above the fabric or geogrid until one full lift of aggregate base is placed above it. The maximum particle size of granular material placed over geotextile fabric or geogrid should meet the manufacturer's specifications.
- **Chemical Stabilization** - Improvement of subgrades with Portland cement or quicklime could be considered for improving unstable soils. Chemical stabilization should be performed by a pre-qualified contractor having experience with successfully stabilizing subgrades in the project area on similar sized projects with similar soil conditions. The hazards of chemicals blowing across the site or onto adjacent property should also be considered. Additional testing would be needed to develop specific recommendations to improve subgrade stability by blending chemicals with the site soil. Additional testing could include, but not be limited to, determining the most suitable stabilizing agent, the optimum amounts required, and the presence of sulfates in the soil. If this method is chosen to stabilize subgrade soils the actual amount of high calcium quicklime/Portland cement to be used should be determined by Terracon and by laboratory testing at least three weeks prior to the start of grading operations.

Further evaluation of the need and recommendations for subgrade stabilization can be provided during construction as the geotechnical conditions are exposed.

## Fill Material Types

Fill required to achieve design grade should be classified as structural fill and general fill. Structural fill is material used below, or within 5 feet of structures or pavements. General fill is material used to achieve grade outside of these areas.

**Reuse of On-Site Soil:** Excavated on-site soil may be selectively reused as fill within pavement areas. Portions of the on-site soil have an elevated fines content and will be sensitive to moisture conditions (particularly during seasonally wet periods) and may not be suitable for reuse when above optimum moisture content.

Material property requirements for on-site soil for use as general fill and structural fill are noted in the following table:

Property	Structural Fill	General Fill
Composition	Free of deleterious material	Free of deleterious material
Maximum particle size	3 inches	6 inches (or 2/3 of the lift thickness)
Fines content	Less than 40% Passing No. 200 sieve	Not limited
Plasticity	Maximum liquid limit of 30 Maximum plasticity index of 10 Expansion Index less than 20	Not limited
GeoModel Layer Expected to be Suitable <sup>1</sup>	3	1, 2, 3

1. Based on subsurface exploration. Actual material suitability should be determined in the field at time of construction.

**Imported Fill Materials:** Imported fill materials should meet the following material property requirements. Regardless of its source, compacted fill should consist of approved materials that are free of organic matter and debris. For all import material, the contractor shall submit current verified reports from a recognized analytical laboratory indicating that the import has a “not applicable” (Class S0) potential for sulfate attack based upon current ACI criteria and is “mildly corrosive” to ferrous metal and copper. The reports shall be accompanied by a written statement from the contractor that the laboratory test results are representative of all import material that will be brought to the project.

Soil Type <sup>1</sup>	USCS Classification	Acceptable Parameters (for Structural Fill)
Low Plasticity	CL, SC	Liquid Limit less than 30 Plasticity index less than 10 Expansion index less than 20 Less than 70% passing the No. 200 sieve
Granular <sup>2</sup>	GW, GM, SW, SM	Less than 40% passing No. 200 sieve

Soil Type <sup>1</sup>	USCS Classification	Acceptable Parameters (for Structural Fill)
------------------------	---------------------	---

1. Structural and general fill should consist of approved materials free of organic matter and debris and should contain no material larger than 3 inches and 6 inches in greatest dimension, respectively. A sample of each material type should be submitted to the Geotechnical Engineer for evaluation at least two weeks prior to use on this site.
2. Caltrans Class II aggregate base may be used for this material. Recycled aggregate base should not be used without prior approval by the Geotechnical Engineer.

### Fill Placement and Compaction Requirements

Compacted native soil and structural and general fill should meet the following compaction requirements.

Item	Structural Fill	General Fill
<b>Maximum Lift Thickness</b>	8 inches or less in loose thickness when heavy, self-propelled compaction equipment is used 4 to 6 inches in loose thickness when hand-guided equipment (i.e. jumping jack or plate compactor) is used	Same as structural fill
<b>Minimum Compaction Requirements</b> <sup>1,2</sup>	95% of max. within 1 foot of finished pavement subgrade, for aggregate base and chemically treated soil, and for fills thicker than 5 feet 90% of max. for all other locations	90% of max.
<b>Water Content Range</b> <sup>1</sup>	Low plasticity cohesive: +1% to +3% above optimum Medium plasticity cohesive: +2% to +4% above optimum Granular: -2% to +2% of optimum	As required to achieve min. compaction requirements

Item	Structural Fill	General Fill
	<ol style="list-style-type: none"> <li>1. Maximum density and optimum water content as determined by the Modified Proctor test (ASTM D 1557).</li> <li>2. If the granular material is a coarse sand or gravel, or of a uniform size, or has a low fines content, compaction comparison to relative density may be more appropriate. In this case, granular materials should be compacted to at least 70% relative density (ASTM D 4253 and D 4254). Materials not amenable to density testing should be placed and compacted to a stable condition observed full time by the Geotechnical Engineer or representative.</li> </ol>	

### Utility Trench Backfill

Any soft or unsuitable materials encountered at the bottom of utility trench excavations should be removed and replaced with structural fill or bedding material in accordance with public works specifications for the utility to be supported. This recommendation is particularly applicable to utility work requiring grade control and/or in areas where subsequent grade raising could cause settlement in the subgrade supporting the utility. Trench excavation should not be conducted below a downward 1:1 projection from existing foundations without engineering review of shoring requirements and geotechnical observation during construction.

On-site materials are considered suitable for backfill of utility and pipe trenches from 1 foot above the top of the pipe to the final ground surface, provided the material is free of organic matter and deleterious substances. Where trenches are placed beneath footings, the backfill should satisfy the gradation and Atterberg limit requirements for structural fill discussed in this report.

Trench backfill should be mechanically placed and compacted as discussed earlier in this report. Compaction of initial lifts should be accomplished with hand-operated tampers or other lightweight compactors. Flooding or jetting for placement and compaction of backfill is not recommended.

All trench excavations should be made with sufficient working space to permit construction including backfill placement and compaction. If utility trenches are backfilled with relatively clean granular material, they should be capped with at least 18 inches of cementitious flowable fill or cohesive fill in non-pavement areas to reduce the infiltration and conveyance of surface water through the trench backfill. Attempts should also be made to limit the amount of fines migration into the clean granular material. Fines migration into clean granular fill may result in unanticipated localized settlements over a period of time. To help limit the amount of fines migration, Terracon recommends the use of a geotextile fabric that is designed to prevent fines migration in areas of contact between clean granular material and fine-grained soils. Terracon also recommends that clean granular fill be tracked or tamped in place where possible to



limit the amount of future densification which may cause localized settlements over time.

For low permeability subgrades, utility trenches are a common source of water infiltration and migration. Utility trenches penetrating beneath buildings should be effectively sealed to restrict water intrusion and flow through the trenches, which could migrate below the buildings. The trench should provide an effective trench plug that extends at least 5 feet from the face of the building exterior. The plug material should consist of cementitious flowable fill or low permeability clay. The trench plug material should be placed to surround the utility line. If used, the clay trench plug material should be placed and compacted to comply with the water content and compaction recommendations for structural fill stated previously in this report.

If chemical treatment of subgrade soils occurs before utility construction, Controlled Low Strength Material (CLSM) or sand/cement slurry should be used as backfill material to cap utility trenches in all areas where trenches have cut through the treated subgrade. The thickness of the CLSM or slurry should be at least the thickness or depth of chemically treated subgrade. Below that depth, imported structural fill or moisture conditioned native clay may be used for backfill. Such areas trenched through chemically treated soil should not be backfilled with aggregate base, native soil, or disturbed chemically treated soil.

Post construction trenching through geogrid reinforced pavement areas shall be accomplished with conventional trenching equipment. Repairs to the trenched section shall be accomplished using a full structural replacement of the displaced materials or with a repaired section that is identical to the original section. If the trench section is repaired to match the original, the trench backfill must be compacted to the same or higher density and the geogrid must be over-lapped a minimum 3-inches at the proper geogrid elevation.

## Grading and Drainage

All grades must provide effective drainage away from the improvements during and after construction and should be maintained throughout the life of the improvements. Water retained next to the improvements can result in soil movements greater than those discussed in this report. Greater soil movements can result in unacceptable differential foundation movements.

Exposed ground should be sloped and maintained at a minimum 5 percent away from foundations for at least 10 feet beyond the perimeter of the foundations. If a minimum 5 percent slope cannot be achieved due to site grades, a minimum 2½ percent slope could be used provided pavement or hardscape surrounds and extends to the foundations, or a subdrain could be installed around the perimeter of the foundations that carries water away from the improvements. Locally, flatter grades may be necessary to transition

ADA access requirements for flatwork. After construction and landscaping have been completed, final grades should be verified to document effective drainage has been achieved. Grades should also be periodically inspected and adjusted, as necessary, as part of the improvement's maintenance program.

Any planters and bio-swales located within 10 feet of the improvements should be self-contained or lined with an impermeable membrane to prevent water from accessing subgrade soils below foundations and pavements. Sprinkler mains and spray heads should be located a minimum of 5 feet away from the foundation lines.

No vegetation over six feet in height shall be planted within 20 feet of foundations unless a root barrier is provided between the foundations and tree to limit roots within 10 feet of foundations. Roots can draw additional moisture from the soils and cause excessive volume changes in the soil resulting in excessive movement.

Implementation of adequate drainage for this project can affect the surrounding developments. Consequently, in addition to designing and constructing drainage for this project, the effects of site drainage should be taken into consideration for the planned structures on this property, the undeveloped portions of this property, and surrounding sites. Extra care should be taken to ensure irrigation and drainage from adjacent areas do not drain onto the project site or saturate the construction area.

## Earthwork Construction Considerations

Upon completion of filling and grading, care should be taken to maintain the subgrade water content prior to construction of grade-supported improvements. Construction traffic over the completed subgrades should be avoided to the extent practical. The site should also be graded to prevent ponding of surface water on the prepared subgrades or in excavations. Water collecting over or adjacent to construction areas should be removed. If the subgrade should become desiccated, saturated, or disturbed, the affected material should be removed, or the materials should be scarified, moisture conditioned, and recompacted prior to construction.

We recommend that the earthwork portion of this project be completed during extended periods of dry weather if possible. If earthwork is completed during the wet season (typically November through April) it may be necessary to take extra precautionary measures to protect subgrade soils. Wet season earthwork operations may require additional mitigation measures beyond that which would be expected during the drier summer and fall months. This could include ground stabilization utilizing chemical treatment of the subgrade, diversion of surface runoff around exposed soils, and draining of ponded water on the site. Once subgrades are established, it may be necessary to protect the exposed subgrade soils from construction traffic.

As a minimum, excavations should be performed in accordance with OSHA 29 CFR, Part 1926, Subpart P, "Excavations" and its appendices, and in accordance with any applicable local and/or state regulations. Stockpiles of soil, construction materials, and construction equipment should not be placed near trenches or excavations. ***The Contractor is responsible for maintaining the stability of adjacent structures during construction.***

Construction site safety is the sole responsibility of the contractor who controls the means, methods, and sequencing of construction operations. Under no circumstances shall the information provided herein be interpreted to mean Terracon is assuming responsibility for construction site safety or the contractor's activities; such responsibility shall neither be implied nor inferred.

## Construction Observation and Testing

The earthwork efforts should be observed by the Geotechnical Engineer (or others under their direction). Observation should include documentation of adequate removal of surficial materials (vegetation, topsoil, debris, and hardscapes), evaluation and remediation of existing fill materials, if encountered, as well as proofrolling and mitigation of unsuitable areas delineated by the proofroll.

Each lift of compacted fill should be tested, evaluated, and reworked, as necessary, as recommended by the Geotechnical Engineer prior to placement of additional lifts. Each lift of fill should be tested for density and water content at a frequency of at least one test for every 500 square feet of compacted fill. Where not specified by local ordinance, one density and water content test should be performed for every 50 linear feet of compacted utility trench backfill and a minimum of one test performed for every 12 vertical inches of compacted backfill.

Foundation excavations should be evaluated by the Geotechnical Engineer. If unanticipated conditions are observed, the Geotechnical Engineer should prescribe mitigation options.

In addition to the documentation of the essential parameters necessary for construction, the continuation of the Geotechnical Engineer into the construction phase of the project provides the continuity to maintain the Geotechnical Engineer's evaluation of subsurface conditions, including assessing variations and associated design changes.

## Shallow Foundations

The proposed shade structure may be supported by spread footings. If the site has been prepared in accordance with the requirements noted in **Earthwork**, the following design parameters are applicable for shallow foundations.

## Design Parameters – Compressive Loads

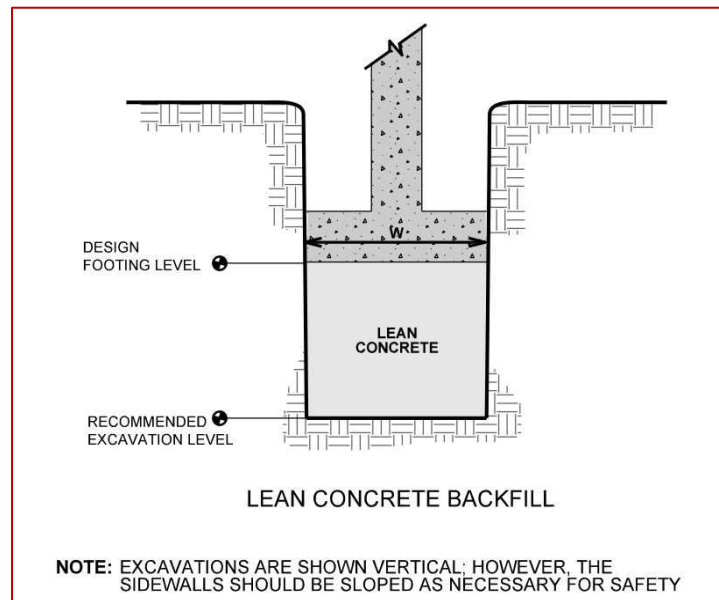
Item	Description
<b>Maximum Net Allowable Bearing Pressure</b> <sup>1, 2</sup>	2,000 psf
<b>Required Bearing Stratum</b> <sup>3</sup>	Firm native soil
<b>Minimum Foundation Dimensions</b>	Per CBC 1809.7
<b>Maximum Foundation Dimensions</b>	Column: 5 feet
<b>Passive Resistance</b> <sup>4, 8</sup> <b>(equivalent fluid pressure)</b>	300 pcf
<b>Sliding Resistance</b> <sup>5, 8</sup>	130 psf allowable cohesion
<b>Minimum Embedment below Finished Subgrade</b> <sup>6</sup>	18 inches
<b>Estimated Total Settlement from Structural Loads</b> <sup>2</sup>	Less than about 1 inch
<b>Estimated Differential Settlement</b> <sup>2, 7</sup>	About 1/2 of total settlement

1. The maximum net allowable bearing pressure is the pressure in excess of the minimum surrounding overburden pressure at the footing base elevation. This bearing pressure can be increased by 1/3 for transient loads unless those loads have been factored to account for transient conditions. Values assume that exterior grades are no steeper than 20% within 10 feet of structure.
2. Values provided are for maximum loads noted in **Project Description**. Additional geotechnical consultation will be necessary if higher loads are anticipated.
3. Unsuitable or soft soils should be overexcavated and replaced per the recommendations presented in **Earthwork**.
4. Use of passive earth pressures require the sides of the excavation for the spread footing foundation to be nearly vertical and the concrete placed neat against these vertical faces or that the footing forms be removed and compacted structural fill be placed against the vertical footing face. Assumes no hydrostatic pressure.
5. Can be used to compute sliding resistance where foundations are placed on suitable soil/materials. For fine-grained materials, lateral resistance using cohesion should not exceed 1/2 the dead load.
6. Embedment necessary to minimize the effects of seasonal water content variations. For sloping ground, maintain depth below the lowest adjacent exterior subgrade within 5 horizontal feet of the structure.
7. Differential settlements are noted for equivalent-loaded foundations and bearing elevation as measured over a span of 50 feet.
8. Passive Resistance and Sliding Resistance may be combined to resist sliding provided the Passive Resistance is reduced by 50 percent.

## Foundation Construction Considerations

As noted in **Earthwork**, the footing excavations should be evaluated under the observation of the Geotechnical Engineer. The base of all foundation excavations should be free of water and loose soil, prior to placing concrete. Concrete should be placed soon after excavating to reduce bearing soil disturbance. Care should be taken to prevent wetting or drying of the bearing materials during construction. Excessively wet or dry material or any loose/disturbed material in the bottom of the footing excavations should be removed/reconditioned before foundation concrete is placed.

If unsuitable bearing soils are observed at the base of the planned footing excavation, the excavation should be extended deeper to suitable soils, and the footings could bear directly on these soils at the lower level or on lean concrete backfill placed in the excavations. The lean concrete replacement zone is illustrated in the following sketch.



To ensure foundations have adequate support, special care should be taken when footings are located adjacent to trenches. The bottom of such footings should be at least 1 foot below an imaginary plane with an inclination of 1.5 horizontal to 1.0 vertical extending upward from the nearest edge of the adjacent trench.

## Deep Foundations

### Drilled Shaft Design Criteria

As an alternative to spread footings, the proposed shade structure may be supported by a deep foundation system consisting of drilled shafts. The design shaft capacities and

lengths should be determined by the Geotechnical and Structural Engineers during final design.

### Drilled Shaft Design Criteria Summary

Description	Recommendations
Foundation Type	Drilled shaft
Shaft Dimension (minimum)	24-inch diameter
<u>Minimum</u> Shaft Embedment for Axial Design <sup>1</sup>	6 feet below the existing ground surface

1. Drilled shaft embedment depths should be evaluated further with the design team when final structural loading information is available.

### Drilled Shaft Axial Design Parameters

We recommend that the deep foundation system be designed to develop axial compression through skin friction only, and end-bearing should be neglected. Soil design parameters are provided in the following **Drilled Shaft Axial Design Summary** table for the design of drilled shaft foundations. The values presented for allowable side friction include a factor of safety of 2.5.

### Drilled Shaft Axial Design Summary <sup>1</sup>

Layer Depth (feet)	Stratigraphy <sup>2</sup>		Allowable Skin Friction (psf) <sup>3</sup>
	Geomodel No.	Material	
2 <sup>4</sup> – 5	1	Lean Clay with Sand	265
5 – 7½	1	Sandy Lean Clay	575
7½ – 15	1	Lean Clay with Sand	250
15 – 20	1	Sandy Lean Clay	625

1. Design capacities are dependent upon the method of installation and quality control parameters. The values provided are estimates and should be verified when installation protocol has been finalized.
2. See Subsurface Profile in **Geotechnical Characterization** for more details on stratigraphy.
3. Applicable for compressive loading only. Reduce to 2/3 of values shown for uplift. The effective weight of the shaft can be added to uplift load resistance to the extent permitted by 2022 CBC.
4. Skin friction should not be used along the upper 2 feet of the shaft.

The drilled shafts may be subject to uplift as a result of wind and seismic loading. The shafts should be adequately reinforced as designed by the Structural Engineer for both tension and shear to sufficient depths. The shaft foundation shall be designed to distribute the weight of the structure solely on the shafts.

Drilled shafts should have a minimum (center-to-center) spacing of three diameters. Closer spacing may require a reduction in axial load capacity. Axial capacity reduction can be determined by comparing the allowable axial capacity determined from the sum of individual shafts in a group versus the capacity calculated using the perimeter and base of the shaft group acting as a unit. The lesser of the two capacities should be used in design.

Post-construction settlements of drilled shafts designed and constructed as described in this report are estimated to be about 1/2 inch. Differential settlement between individual shafts is expected to be 1/2 to 2/3 of the total settlement.

### Drilled Shaft Lateral Loading

The following table lists input values for use in LPILE analyses. Modern versions of LPILE provide estimated default values of  $k_h$  and  $E_{50}$  based on strength and are recommended for the project. Since deflection or a service limit criterion will most likely control lateral capacity design, no safety/resistance factor is included with the parameters.

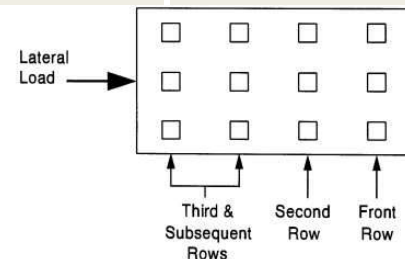
Stratigraphy <sup>1</sup>		L-Pile Soil Model	$S_u$ (psf) <sup>2</sup>	$\phi^2$	$\gamma'$ (pcf) <sup>2</sup>	$\epsilon_{50}$	K (pci)	
Depth bgs (feet)	Material						Static	Cyclic
2 <sup>3</sup> - 5	Lean Clay with Sand	Stiff Clay w/o Free Water	1,220	---	129	Use Default Value		
5 - 7½	Sandy Lean Clay	Stiff Clay w/o Free Water	2,600	---	120	Use Default Value		
7½ - 15	Lean Clay with Sand	Stiff Clay w/o Free Water	1,110	---	120	Use Default Value		
15 - 20	Sandy Lean Clay	Stiff Clay w/o Free Water	2,900	---	126	Use Default Value		

1. See Subsurface Profile in [Geotechnical Characterization](#) for more details on Stratigraphy.
2. Definition of Terms:  
 $S_u$ : Undrained shear strength  
 $\phi$ : Internal friction angle  
 $\gamma'$ : Effective unit weight
3. The upper 2 feet of the drilled shaft should be neglected from design.

When shafts are used in groups, the lateral capacities of the shafts in the second, third, and subsequent rows of the group should be reduced as compared to the capacity of a single, independent shaft. Guidance for applying p-multiplier factors to the p values in the p-y curves for each row of shaft foundations within a shaft group are as follows:

Center to Center Shaft Spacing <sup>1,2</sup>	P-Multiplier, $P_m$ <sup>3</sup>		
	Front Row	Second Row	Third and Subsequent Rows
3B	0.8	0.4	0.3
4B	0.9	0.65	0.5
5B	1.0	0.85	0.7
6B	1.0	1.0	1.0

1. Spacing in the direction of loading. B = shaft diameter
2. For the case of a single row of shafts supporting a laterally loaded grade beam, group action for lateral resistance of shafts would need be considered when spacing is less than three shaft diameters (measured center-to-center).



3. See adjacent figure for definition of front, second and third rows.

Spacing closer than 3D (where D is the diameter of the shaft) is not recommended without additional geotechnical consultation due to potential for the installation of a new shaft disturbing an adjacent installed shaft likely resulting in axial capacity reduction.

The structural capacity of the shafts should be checked to assure they can safely accommodate the combined stresses induced by axial and lateral forces. Lateral deflections of shafts should be evaluated using an appropriate analysis method, and will depend upon the shaft’s diameter, length, configuration, stiffness and “fixed head” or “free head” condition. We can provide additional analyses and estimates of lateral deflections for specific loading conditions upon request. The load-carrying capacity of shafts may be improved by increasing the diameter and possibly the length.

### Drilled Shaft Construction Considerations

The drilling contractor should be experienced in the subsurface conditions observed at the site, and the excavations should be performed with equipment capable of providing a clean bearing surface. The drilled straight-shaft foundation system should be installed in general accordance with the procedures presented in "Standard Specification for the Construction of Drilled Piers", ACI Publication No. 336.1-01.



The contractor is generally expected to use conventional “dry” techniques for installation of the drilled shaft. Subsurface water was not encountered in our borings during the drilling activities. Subsurface water levels are influenced by seasonal and climatic conditions, which result in fluctuations in subsurface water elevations. Additionally, it is common for water to be present after periods of significant rainfall. Casing or slurry drilling procedures could be required in soils zones of higher sand content (such as was observed in Model Layer 3 of the boring) to reduce the potential for excavation sidewall collapse. The drilled shaft contractor and foundation design engineer should be informed of these risks.

While withdrawing casing, care should be exercised to maintain concrete inside the casing at a sufficient level to resist earth and hydrostatic pressures acting on the casing exterior. Arching of the concrete, loss of seal and other problems can occur during casing removal and result in contamination of the drilled shaft. These conditions should be considered during the design and construction phases. Placement of loose soil backfill should not be permitted around the casing prior to removal.

Care should be taken to not disturb the sides and bottom of the excavation during construction. The bottom of the shaft excavation should be free of loose material before concrete placement. Concrete should be placed as soon as possible after the foundation excavation is completed, to reduce potential disturbance of the bearing surface.

Formation of mushrooms or enlargements at the tops of shafts should be avoided during shaft drilling. If mushrooms develop at the tops of the shafts during drilling, sono-tubes should be placed at the shaft tops to help isolate the shafts.

The drilled shaft installation process should be performed under the observation of the Geotechnical Engineer. The Geotechnical Engineer should document the shaft installation process including soil and groundwater conditions observed, consistency with expected conditions, and details of the installed shaft.

## **Pavements**

### **General Pavement Comments**

Pavement designs are provided for the traffic conditions and pavement life conditions as noted in **Project Description** and in the following sections of this report. A critical aspect of pavement performance is site preparation. Pavement designs noted in this section must be applied to the site which has been prepared as recommended in the **Earthwork** section.

On most project sites, the site grading is accomplished relatively early in the construction phase. Fills are placed and compacted in a uniform manner. However, as

construction proceeds, excavations are made into these areas, rainfall and surface water saturates some areas, heavy traffic from concrete trucks and other delivery vehicles disturbs the subgrade and many surface irregularities are filled in with loose soils to improve trafficability temporarily. As a result, the pavement subgrades, initially prepared early in the project, should be carefully evaluated as the time for pavement construction approaches.

We recommend the moisture content and density of the top 12 inches of the subgrade be evaluated and the pavement subgrades be proofrolled within two days prior to commencement of actual paving operations. Areas not in compliance with the required ranges of moisture or density should be moisture conditioned and recompacted. Particular attention should be paid to high traffic areas that were rutted and disturbed earlier and to areas where backfilled trenches are located. Areas where unsuitable conditions are located should be repaired by removing and replacing the materials with properly compacted fills.

If a significant precipitation event occurs after the evaluation or if the surface becomes disturbed, the subgrade should be reviewed by qualified personnel immediately prior to paving. The subgrade should be in its finished form at the time of the final review.

## Pavement Design Parameters

Design of Asphaltic Concrete (AC) pavement sections were calculated using the Caltrans Highway Design Manual, latest edition, and a 20-year design life. Design of Portland Cement Concrete (PCC) pavement sections were designed using ACI 330R-21, "Guide for the Design and Construction of Concrete Parking Lots."

Bulk samples of the near surface native soils were collected to perform Hveem Stabilometer (R-Value) testing. A representative bulk sample from Boring B-1 was selected for testing. The testing resulted in an R-Value of less than 5. Consequently, an R-Value of 5 was used for the subgrade for the asphaltic concrete (AC) pavement designs. Additional R-Value testing may be performed following rough grading of the site on the subgrade soils that will ultimately support proposed pavements in order to determine if a more favorable R-Value result may be used in design reducing planning pavement sections. A modulus of subgrade reaction of 50 pci was used for the Portland cement concrete (PCC) pavement designs. The value was empirically derived based upon our experience with the lean clay subgrade soils and our expectation of the quality of the subgrade as prescribed by the **Site Preparation** conditions as outlined in **Earthwork**. A modulus of rupture of 550 psi was used in design for the concrete (based on correlations with a minimum 28-day compressive strength of 4,500 psi).

Based on the relatively low R-value used in design the conventional pavement sections will be relatively thick. The deeper pavement sections will require more off haul of material on site if the same grades are kept. As an alternative to conventional pavement

sections, reinforcing the pavement sections with geogrid or chemical treatment of the subgrade soils may be performed to improve their physical support characteristics and reduce the pavement section.

As more specific traffic information becomes available for the specific project and project traffic indexes are determined, we should be contacted to reevaluate the pavement calculations.

Recommendations for conventional, geogrid reinforced, and chemically treated pavement sections are presented next. The recommendations are based on the subgrade being in a firm and unyielding condition.

### Pavement Section Thicknesses

The following table provides our opinion of minimum thickness for AC sections:

#### Asphaltic Concrete Design

Layer	Thickness (inches)			
	Playground Blacktop Areas (TI=4.0) <sup>1</sup>	Auto Parking Areas (TI=5.0) <sup>1</sup>	Auto Drive Lanes (TI=6.0) <sup>1</sup>	Bus/Truck Drive and Parking Areas (TI=7.0) <sup>1</sup>
AC <sup>2, 3</sup>	2.5	3.0	3.5	4.0
Aggregate Base <sup>2</sup>	8.0	10.0	13.0	16.0

1. See **Project Description** for more specifics regarding traffic assumptions.
2. All materials should meet the current Caltrans Highway Design Manual specifications.
  - Base – Caltrans Class 2 aggregate base
3. A minimum 1.5-inch surface course should be used on ACC pavements.

The following table provides options for AC pavement sections reinforced with geogrid. The sections were calculated using the Tensor SpectraPave4PRO-California software. The geogrid material shall be Tensor InterAx NX750 or an equivalent conforming to the physical properties in the latest Greenbook Standard Specifications, Multi-Axial Geogrid Table 213-5.2 (E) Type R2. The geogrid shall be placed directly on the subgrade below the aggregate base layer. Adjacent rolls of geogrid shall be overlapped a minimum of 1 foot. Soft subgrade conditions may require up to 3 feet of overlap at the discretion of the geotechnical engineer. The development of wrinkles in the geogrid shall be avoided. A minimum loose fill thickness of 6 inches is required prior to operation of tracked vehicles over the geogrid. When underlying substrate is trafficable with minimal rutting,

rubber-tired equipment may pass over the geogrid reinforcement at slow speeds (less than 10 mph).

Reinforced pavement design procedures developed by grid producers rely on product specific field and laboratory research. In some cases, this research has tested pavement sections within a limited range of subgrade conditions and pavement thicknesses. Extrapolations are typically used for thicker pavement sections outside those parameters based on computer modeling. These methods represent the state of the practice but have not always been specifically verified by performance testing.

### Asphaltic Concrete Design with Geogrid Reinforcement

Layer	Thickness (inches)			
	Playground Blacktop Areas (TI=4.0) <sup>1</sup>	Auto Parking Areas (TI=5.0) <sup>1</sup>	Auto Drive Lanes (TI=6.0) <sup>1</sup>	Bus/Truck Drive and Parking Areas (TI=7.0) <sup>1</sup>
AC <sup>2, 3</sup>	3.0	3.0	3.0	4.0
Aggregate Base <sup>2</sup>	4.0	5.0	6.5	7.5

1. See [Project Description](#) for more specifics regarding traffic assumptions.
2. All materials should meet the current Caltrans Highway Design Manual specifications.
  - Base – Caltrans Class 2 aggregate base
3. A minimum 1.5-inch surface course should be used on ACC pavements.

The following table provides options for AC pavement sections supported by chemically treated soil. Chemical treatment involves treating the pavement subgrade soils with a certain percentage of high calcium quick lime and/or Portland cement. Usually, 4.0 to 6.0 percent based on the dry unit weight of the soil, for a depth of 12 inches. For estimating purposes, we recommend using 4.5 percent high calcium quick lime or 6.0 percent Portland cement and a soil unit weight of 120 pounds per cubic foot. For a 12-inch treatment depth, this results in an estimated minimum spread rate of 5.4 and 7.2 pounds per square foot of lime and cement, respectively. The actual amount of lime and/or cement to be used should be determined by Terracon and by laboratory testing at least three weeks prior to the start of grading operations. Chemical treatment is performed after rough grading of the pavement areas is completed.

### Asphaltic Concrete Design with Chemically Treated Subgrade

Layer	Thickness (inches)			
	Playground Blacktop Areas (TI=4.0) <sup>1</sup>	Auto Parking Areas (TI=5.0) <sup>1</sup>	Auto Drive Lanes (TI=6.0) <sup>1</sup>	Bus/Truck Drive and Parking Areas (TI=7.0) <sup>1</sup>
AC <sup>2, 3</sup>	2.5	3.0	3.5	4.0
Aggregate Base <sup>2</sup>	4.0	5.0	6.0	7.0
Chemically Treated Subgrade <sup>4</sup>	12.0	12.0	12.0	12.0

1. See [Project Description](#) for more specifics regarding traffic assumptions.
2. All materials should meet the current Caltrans Highway Design Manual specifications.
  - Base – Caltrans Class 2 aggregate base
3. A minimum 1.5-inch surface course should be used on ACC pavements.
4. Chemically treated material shall have a minimum unconfined compressive strength of 300 psi.

The following table provides our estimated minimum thickness of PCC pavements.

### Portland Cement Concrete Design

Layer	Thickness (inches)				
	Traffic Category A <sup>1</sup>	Traffic Category B <sup>1</sup>	Traffic Category C <sup>1</sup>	Traffic Category D <sup>1</sup>	Traffic Category E <sup>1</sup>
PCC <sup>2</sup>	5.25	6.0	8.75	5.75	8.0
Aggregate Base <sup>2</sup>	4.0	6.0	6.0	6.0	6.0

1. See [Project Description](#) for more specifics regarding traffic classifications. All materials should meet the current Caltrans Highway Design Manual specifications.

Areas for parking heavy vehicles, concentrated turn areas, and start/stop maneuvers could require thicker pavement sections. Edge restraints (i.e. concrete curbs or aggregate shoulders) should be planned along curves and areas of maneuvering vehicles.

Although not required for structural support, a minimum 4-inch-thick base course layer is recommended to help reduce potential for slab curl, shrinkage cracking, and subgrade pumping through joints. Proper joint spacing will also be required to prevent excessive slab curling and shrinkage cracking. Joints should be sealed to prevent entry of foreign material and doweled where necessary for load transfer. PCC pavement details for joint spacing, joint reinforcement, and joint sealing should be prepared in accordance with ACI 330 and ACI 325.

Where practical, we recommend early-entry cutting of crack-control joints in PCC pavements. Cutting of the concrete in its “green” state typically reduces the potential for micro-cracking of the pavements prior to the crack control joints being formed, compared to cutting the joints after the concrete has fully set. Micro-cracking of pavements may lead to crack formation in locations other than the sawed joints, and/or reduction of fatigue life of the pavement.

Openings in pavements, such as decorative landscaped areas, are sources for water infiltration into surrounding pavement systems. Water can collect in the islands and migrate into the surrounding subgrade soils thereby degrading support of the pavement. Islands with raised concrete curbs, irrigated foliage, and low permeability near-surface soils are particular areas of concern. The civil design for the pavements with these conditions should include features to restrict or collect and discharge excess water from the islands. Examples of features are edge drains connected to the stormwater collection system, longitudinal subdrains, or other suitable outlets and impermeable barriers preventing lateral migration of water such as a cutoff wall installed to a depth below the pavement structure.

## Pavement Drainage

Pavements should be sloped to provide rapid drainage of surface water. Water allowed to pond on or adjacent to the pavements could saturate the subgrade and contribute to premature pavement deterioration. In addition, the pavement subgrade should be graded to provide positive drainage within the granular base section.

The pavement surfacing, and adjacent sidewalks should be sloped to provide rapid drainage of surface water. Water should not be allowed to pond on or adjacent to these grade-supported slabs, since this could saturate the subgrade and contribute to premature pavement or slab deterioration. In areas where pavement sections abut bioswales, curb should extend below the planned AB section to intercept water infiltration below the pavement section. Water migration in and out of the pavement sections may result in repeated shrinkage and swelling and increasing pavement section fatigue.

## Pavement Maintenance

The pavement sections represent the minimum recommended thicknesses and, as such, periodic upkeep should be anticipated. Preventive maintenance should be planned and provided for through an on-going pavement management program. Maintenance activities are intended to slow the rate of pavement deterioration and to preserve the pavement investment. Pavement care consists of both localized (e.g., crack, and joint sealing and patching) and global maintenance (e.g., surface sealing). Additional engineering consultation is recommended to determine the type and extent of a cost-effective program. Even with periodic maintenance, some movements and related cracking may still occur, and repairs may be required.

Pavement performance is affected by its surroundings. In addition to providing preventive maintenance, the civil engineer should consider the following recommendations in the design and layout of pavements:

- Final grade adjacent to paved areas should slope down from the edges at a minimum 2%.
- Subgrade and pavement surfaces should have a minimum 2% slope to promote proper surface drainage.
- Install pavement drainage systems surrounding areas anticipated for frequent wetting.
- Install joint sealant and seal cracks immediately.
- Seal all landscaped areas in or adjacent to pavements to reduce moisture migration to subgrade soils.
- Place compacted, low permeability backfill against the exterior side of curb and gutter.

## Exterior Hardscape

Construction of exterior hardscapes and pavements and revising site drainage creates the potential for gradual increased water contents within the clays. Increases in water content will cause these materials to swell and damage hardscape. To reduce the potential effects of the clays on hardscapes, we recommend the subgrade soil below hardscapes either be overexcavated to a minimum depth of 18 inches and replaced with compacted granular structural fill per the recommendations provided in this report or be chemically treated to a depth of 12 inches.

Chemical treatment involves treating the subgrade soils with a certain percentage of high calcium quicklime, usually 3.5 to 5.5 percent based on the dry unit weight of the soil, for a depth of 12 inches. For estimating purposes, we recommend using 4.5 percent lime, and a soil unit weight of 120 pounds per cubic foot. For a 12-inch treatment depth,

this results in an estimated minimum spread rate of 5.4 pounds per square foot lime. The actual amount of lime to be used should be determined by Terracon and by laboratory testing at least three weeks prior to the start of grading operations. Chemical treatment is performed after rough grading is completed. This procedure reduces the swell potential of the surface soils and creates a stable working platform on which construction can proceed. All chemical treatment operations should be observed by a representative of the project Geotechnical Engineer.

Due to the potential for significant moisture fluctuations of subgrade material beneath hardscape supported at-grade, the Geotechnical Engineer should evaluate the material within 12 inches of the bottom of the structural granular fill or chemically treated zone immediately prior to placement of additional fill. In chemically treated areas, this can be accomplished by having the grading contractor excavate several test pits within the proposed construction areas prior to the start of grading operations to determine the moisture condition of the subgrade soils. A representative of the Geotechnical Engineer should be present during the excavation of these test pits and samples of the subgrade soils should be obtained for moisture content testing. Soils below the specified water contents within this zone should be moisture conditioned or replaced with structural fill as stated in our **Earthwork** section.

Even with these recommended procedures, exterior hardscape, exterior architectural features, and utilities may experience some movement due to the volume change of the subgrade soils. To reduce the potential for damage caused by movement, we additionally recommend:

- Minimizing moisture increases in the subgrade soils and backfill;
- Controlling moisture-density during placement of fill;
- Using designs which allow vertical movement between the exterior features and adjoining structural elements;
- Placing effective control joints on relatively close centers.
- Ensuring clay subgrade soils are in a moist condition prior to slab construction.
- Reinforcing exterior slabs and flatwork with a minimum No. 4 bars at 12 inches on center.

## **General Comments**

Our analysis and opinions are based upon our understanding of the project, the geotechnical conditions in the area, and the data obtained from our site exploration. Variations will occur between exploration point locations or due to the modifying effects of construction or weather. The nature and extent of such variations may not become evident until during or after construction. Terracon should be retained as the Geotechnical Engineer, where noted in this report, to provide observation and testing services during pertinent construction phases. If variations appear, we can provide further evaluation and supplemental recommendations. If variations are noted in the



absence of our observation and testing services on-site, we should be immediately notified so that we can provide evaluation and supplemental recommendations.

Our Scope of Services does not include either specifically or by implication any environmental or biological (e.g., mold, fungi, bacteria) assessment of the site or identification or prevention of pollutants, hazardous materials, or conditions. If the owner is concerned about the potential for such contamination or pollution, other studies should be undertaken.

Our services and any correspondence are intended for the sole benefit and exclusive use of our client for specific application to the project discussed and are accomplished in accordance with generally accepted geotechnical engineering practices with no third-party beneficiaries intended. Any third-party access to services or correspondence is solely for information purposes to support the services provided by Terracon to our client. Reliance upon the services and any work product is limited to our client and is not intended for third parties. Any use or reliance of the provided information by third parties is done solely at their own risk. No warranties, either express or implied, are intended or made.

Site characteristics as provided are for design purposes and not to estimate excavation cost. Any use of our report in that regard is done at the sole risk of the excavating cost estimator as there may be variations on the site that are not apparent in the data that could significantly affect excavation cost. Any parties charged with estimating excavation costs should seek their own site characterization for specific purposes to obtain the specific level of detail necessary for costing. Site safety and cost estimating including excavation support and dewatering requirements/design are the responsibility of others. Construction and site development have the potential to affect adjacent properties. Such impacts can include damage due to vibration, modification of groundwater/surface water flow during construction, foundation movement due to undermining or subsidence from excavation, as well as noise or air quality concerns. Evaluation of these items on nearby properties are commonly associated with contractor means and methods and are not addressed in this report. The owner and contractor should consider a preconstruction/precondition survey of surrounding development. If changes in the nature, design, or location of the project are planned, our conclusions and recommendations shall not be considered valid unless we review the changes and either verify or modify our conclusions in writing. This report should not be used after 3 years without written authorization from Terracon.

## Geotechnical Engineering Report

Bowling Green Charter McCoy & Chacon Academies | Sacramento, Sacramento County, California

July 31, 2024 | Terracon Project No. NB245081



# Figures

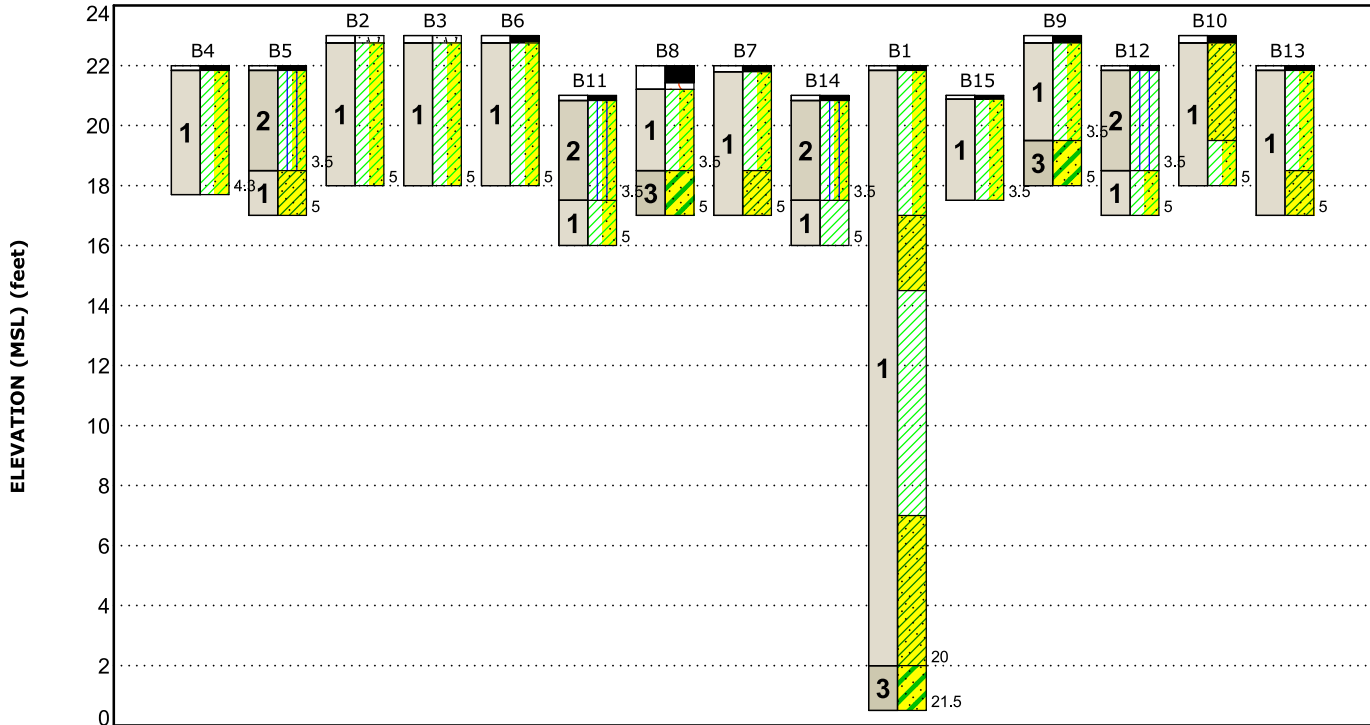
## Contents:

GeoModel

Cross Section A-A'

Cross Section B-B'

## GeoModel



This is not a cross section. This is intended to display the Geotechnical Model only. See individual logs for more detailed conditions.

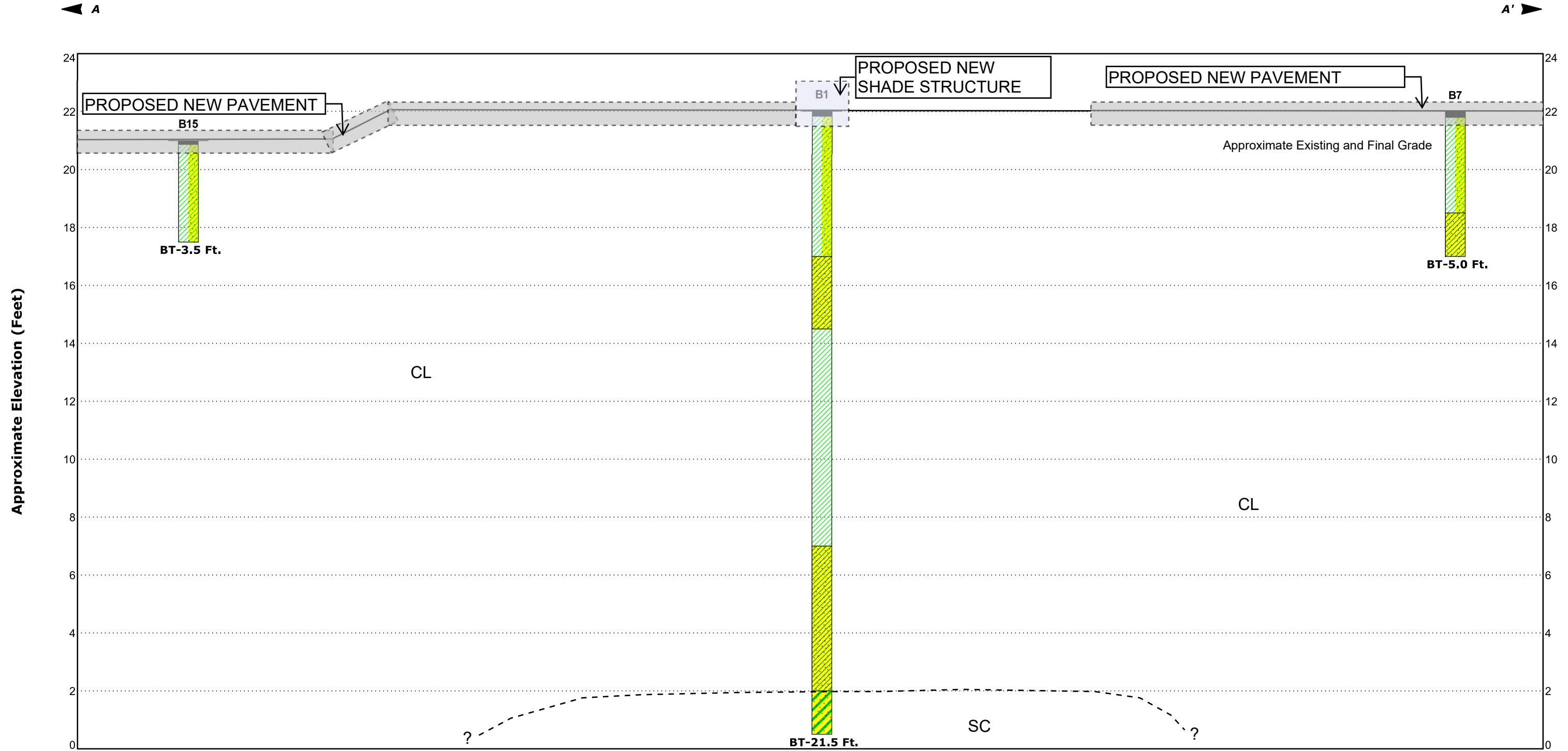
Model Layer	Layer Name	General Description	Legend			
1	<b>Lean Clay</b>	Medium stiff to hard lean clay with variable amounts of sand.		Asphalt		Lean Clay with Sand
2	<b>Silty Clay</b>	Soft to stiff silty clay with variable amounts of sand.		Sandy Lean Clay		Lean Clay
3	<b>Clayey Sand</b>	Medium dense to dense clayey sand.		Clayey Sand		Topsoil
				Silty Clay with Sand		Aggregate Base Course
				Silty Clay		

**NOTES:**

Layering shown on this figure has been developed by the geotechnical engineer for purposes of modeling the subsurface conditions as required for the subsequent geotechnical engineering for this project. Numbers adjacent to soil column indicate depth below ground surface.

# Subsurface Profile

## Section A-A'



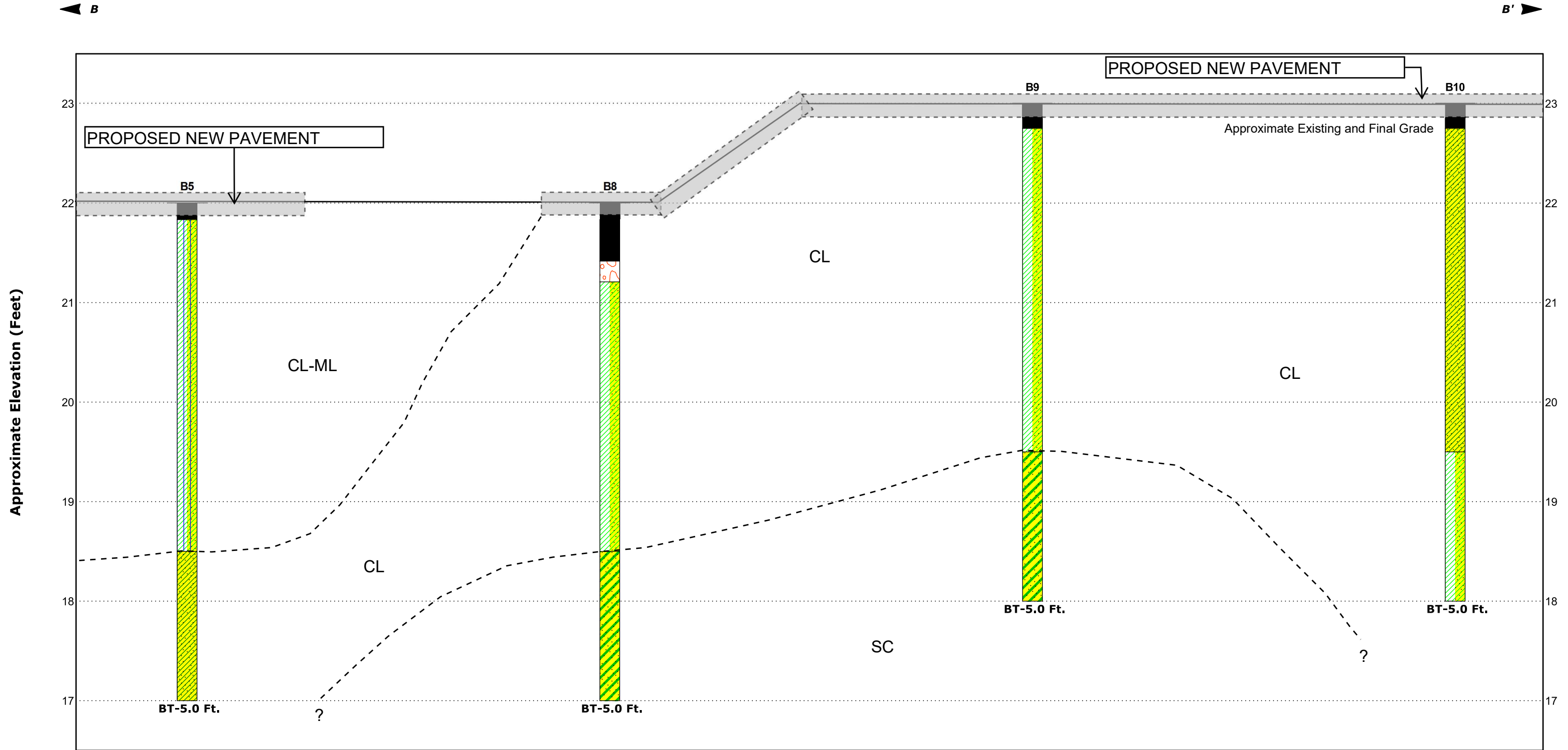
Notes	Water Level Observations	Explanation	Material Legend
<p>See <a href="#">Exploration Plan</a> for orientation of soil profile.</p> <p>See General Notes in <a href="#">Supporting Information</a> for symbols and soil classifications.</p> <p>Soils profile provided for illustration purposes only.</p> <p>Soils between borings may differ</p> <p>AR - Auger Refusal</p> <p>BT - Boring Termination</p>	<p>▽ Water Level Reading at time of drilling.</p> <p>▾ Water Level Reading after drilling.</p>	<p><b>B1</b> — Borehole Number</p> <p>☒ — LL PL — Liquid and Plastic Limits</p> <p>▬ — Borehole Lithology</p> <p>AR — Borehole Termination Type</p> <p>Moisture Content — %w</p> <p>Sampling — (See General Notes)</p>	<p>Asphalt</p> <p>Lean Clay with Sand</p> <p>Sandy Lean Clay</p> <p>Lean Clay</p> <p>Clayey Sand</p>

----- Uncertainty regarding location of geologic contact

————— Certainty regarding location of geologic contact

# Subsurface Profile

## Section B-B'



Notes	Water Level Observations	Explanation	Material Legend
<p>See <a href="#">Exploration Plan</a> for orientation of soil profile.                      See General Notes in <a href="#">Supporting Information</a> for symbols and soil classifications.                      Soils profile provided for illustration purposes only.                      Soils between borings may differ                      AR - Auger Refusal                      BT - Boring Termination</p>	<p>▽ Water Level Reading at time of drilling.                      ▼ Water Level Reading after drilling.</p>	<p>Moisture Content — %w                      Sampling (See General Notes)                      B5 — Borehole Number                      LL PL — Liquid and Plastic Limits                      — Borehole Lithology                      AR BT — Borehole Termination Type</p>	<p>Asphalt                      Silty Clay with Sand                      Sandy Lean Clay                      Aggregate Base Course                      Lean Clay with Sand                      Clayey Sand</p> <p>--- Uncertainty regarding location of geologic contact                      — Certainty regarding location of geologic contact</p>

## Geotechnical Engineering Report

Bowling Green Charter McCoy & Chacon Academies | Sacramento, Sacramento County, California

July 31, 2024 | Terracon Project No. NB245081



# Attachments

# Exploration and Testing Procedures

## Field Exploration

Number of Borings	Approximate Boring Depth (feet)	Location
1	21½	Shade structure area
14	5	Pavement/hardscape areas

**Boring Layout and Elevations:** Terracon personnel provided the boring layout using handheld GPS equipment (estimated horizontal accuracy of about ±10 feet) and referencing existing site features. Approximate ground surface elevations were obtained by interpolation from Google Earth. If elevations and a more precise boring layout are desired, we recommend the exploration locations be surveyed.

**Subsurface Exploration Procedures:** We advanced the borings with a track-mounted rotary drill rig using continuous hollow stem flight augers. Four samples were obtained in the upper 10 feet of each boring and at intervals of 5 feet thereafter. In the split barrel sampling procedure, a standard 2-inch outer diameter split barrel sampling spoon was driven into the ground by a 140-pound automatic hammer falling a distance of 30 inches. The number of blows required to advance the sampling spoon the last 12 inches of a normal 18-inch penetration is recorded as the Standard Penetration Test (SPT) resistance value. The SPT resistance values, also referred to as N-values, are indicated on the boring logs at the test depths. A 2.5-inch O.D. split-barrel sampling spoon with 2.0-inch I.D. For safety purposes, all borings were backfilled with auger cuttings after their completion. Pavements were patched with cold-mix asphalt, as appropriate.

We also observed the boreholes while drilling and at the completion of drilling for the presence of groundwater. Groundwater was not observed at these times in the boreholes.

The sampling depths, penetration distances, and other sampling information were recorded on the field boring logs. The samples were placed in appropriate containers and taken to our soil laboratory for testing and classification by a Geotechnical Engineer. Our exploration team prepared field boring logs as part of the drilling operations. These field logs included visual classifications of the materials observed during drilling and our interpretation of the subsurface conditions between samples. Final boring logs were prepared from the field logs. The final boring logs represent the Geotechnical Engineer's interpretation of the field logs and include modifications based on observations and tests of the samples in our laboratory.

## Laboratory Testing

The project engineer reviewed the field data and assigned laboratory tests. The laboratory testing program included the following types of tests:

- Moisture Content
- Dry Unit Weight
- Atterberg limits
- Grain size analysis
- Unconfined compressive strength
- Chemical analyses – pH, sulfates, chloride ion, electrical resistivity
- Hveem Stabilometer (R-Value)

The laboratory testing program often included examination of soil samples by an engineer. Based on the results of our field and laboratory programs, we described and classified the soil samples in accordance with the Unified Soil Classification System.



## Site Location and Exploration Plans

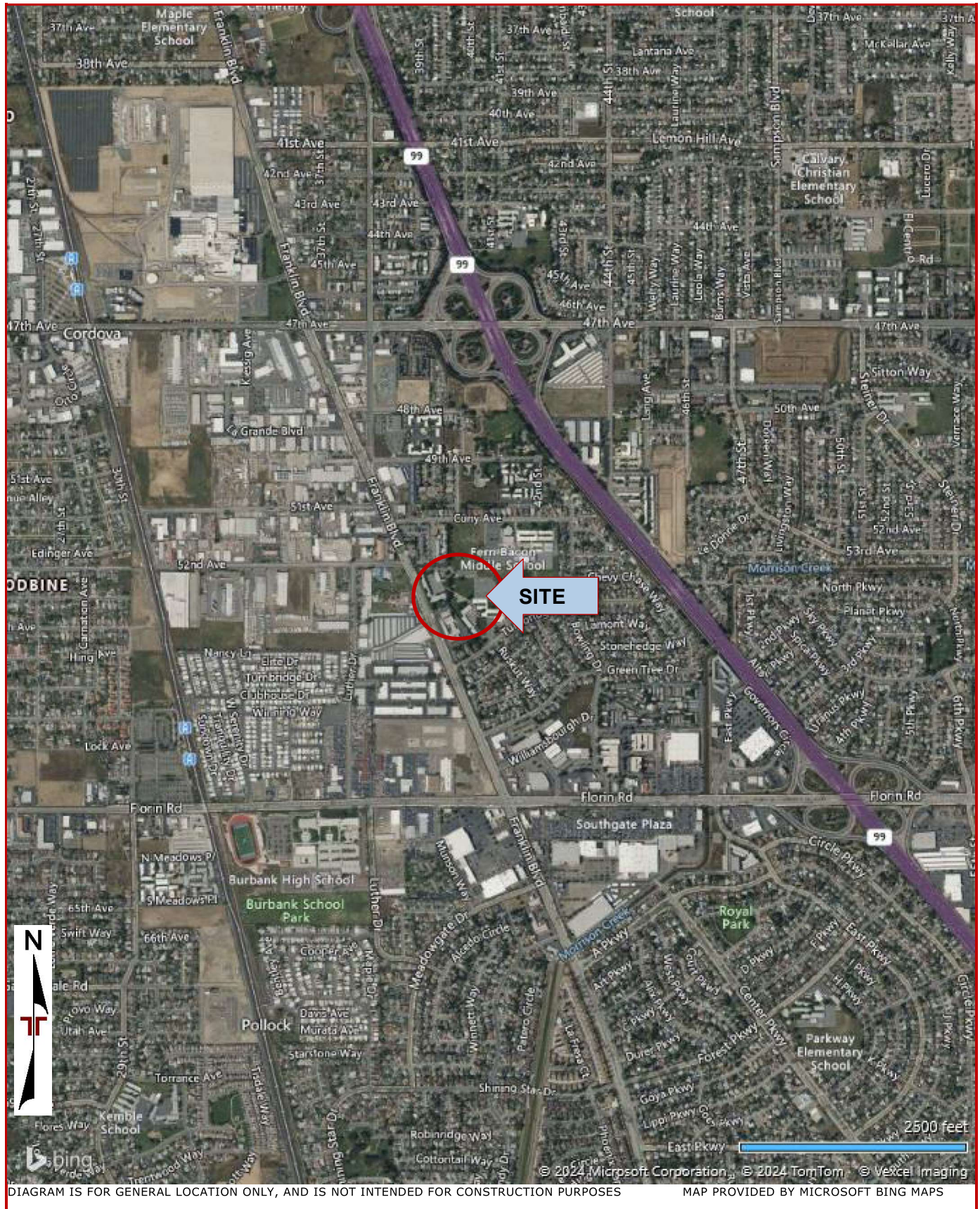
### **Contents:**

Site Location Plan

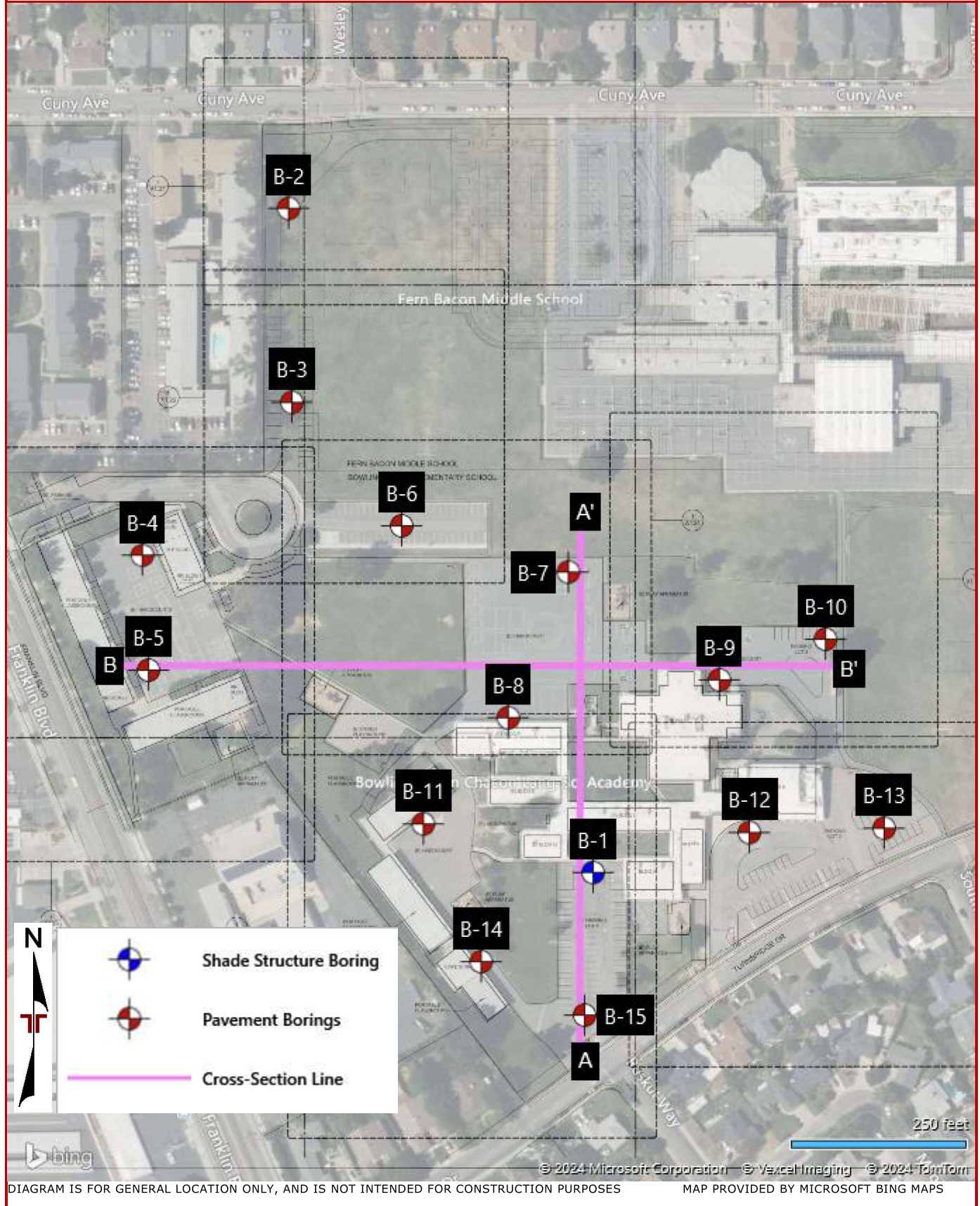
Exploration Plan with Cross Section Lines

Note: All attachments are one page unless otherwise noted.

## Site Location



## Exploration Plan with Cross Section Lines



# Exploration and Laboratory Results

## **Contents:**

Boring Logs (B-1 through B-15)  
Atterberg Limits  
Grain Size Distribution  
Unconfined Compressive Strength (2)  
R-Value  
Corrosivity

Note: All attachments are one page unless otherwise noted.

## Boring Log No. B1

Model Layer	Graphic Log	Location: See <a href="#">Exploration Plan</a> Latitude: 38.5016° Longitude: -121.4599°	Depth (Ft.)	Water Level Observations	Sample Type	Field Test Results	HP (tsf)	Unconfined Compressive Strength (tsf)	Water Content (%)	Dry Unit Weight (pcf)	Atterberg Limits	
											LL-PL-PI	Percent Fines
		Depth (Ft.) Elevation: 22 (Ft.) +/- 0.2	21.83									
		<b>ASPHALT</b> , approximately 2-inches in thickness										
		<b>LEAN CLAY WITH SAND (CL)</b> , dark brown, medium stiff				3-5-6			14.3	115		
		stiff				2-2-5		1.22	14.8	110	32-13-19	71
		<b>SANDY LEAN CLAY (CL)</b> , light brown, very stiff, weak cementation	5.0			12-2-26			22.6	98		68
		<b>LEAN CLAY (CL)</b> , light brown, stiff	7.5			14-8-12	2.5 (HP)		27.3	96		
1			17			5-6-8		1.11	32.2	89		
		<b>SANDY LEAN CLAY (CL)</b> , light brown, very stiff	15.0			12-15-24	+4.5 (HP)		21.5	104		
		<b>CLAYEY SAND (SC)</b> , fine to medium grained, brown, medium dense	20.0			5-7-8			19.1	107		
3			21.5									
<b>Boring Terminated at 21.5 Feet</b>												

<p>See <a href="#">Exploration and Testing Procedures</a> for a description of field and laboratory procedures used and additional data (If any).</p> <p>See <a href="#">Supporting Information</a> for explanation of symbols and abbreviations.</p> <p>Elevation Reference: Elevations estimated from Google Earth Pro</p>	<p><b>Water Level Observations</b> Groundwater not encountered</p>	<p><b>Drill Rig</b> D-50 track</p> <p><b>Hammer Type</b> Automatic</p> <p><b>Driller</b> Terracon Lodi</p>
<p><b>Notes</b></p>	<p><b>Advancement Method</b> 6-inch Hollow Stem Auger</p> <p><b>Abandonment Method</b> Boring backfilled with auger cuttings upon completion and capped with asphalt patch</p>	<p><b>Logged by</b> R. Harris</p> <p><b>Boring Started</b> 07-12-2024</p> <p><b>Boring Completed</b> 07-12-2024</p>

## Boring Log No. B2

Model Layer	Graphic Log	Location: See <a href="#">Exploration Plan</a> Latitude: 38.5041° Longitude: -121.4614°	Depth (Ft.)	Water Level Observations	Sample Type	Field Test Results	HP (tsf)	Unconfined Compressive Strength (tsf)	Water Content (%)	Dry Unit Weight (pcf)	Atterberg Limits	
											LL-PL-PI	Percent Fines
		Depth (Ft.) Elevation: 23 (Ft.) +/- 0.3 <b>TOPSOIL</b> , approximately 3-inches in thickness 22.75										
1		<b>LEAN CLAY WITH SAND (CL)</b> , brown with orange, hard, weak cementation  brown		X		12-23-33 N=56			12.4		35-18-17	76
		5.0 <b>Boring Terminated at 5 Feet</b> 18	5		X	17-27-36 N=63	+4.5 (HP)		12.3			

<p>See <a href="#">Exploration and Testing Procedures</a> for a description of field and laboratory procedures used and additional data (If any).                  See <a href="#">Supporting Information</a> for explanation of symbols and abbreviations.                  Elevation Reference: Elevations estimated from Google Earth Pro</p>	<p><b>Water Level Observations</b> Groundwater not encountered</p>	<p><b>Drill Rig</b> D-50 track</p> <p><b>Hammer Type</b> Automatic</p> <p><b>Driller</b> Terracon Lodi</p>
<p><b>Notes</b></p>	<p><b>Advancement Method</b> 6-inch Hollow Stem Auger</p> <p><b>Abandonment Method</b> Boring backfilled with auger cuttings upon completion.</p>	<p><b>Logged by</b> R. Harris</p> <p><b>Boring Started</b> 07-12-2024</p> <p><b>Boring Completed</b> 07-12-2024</p>

## Boring Log No. B3

Model Layer	Graphic Log	Location: See <a href="#">Exploration Plan</a> Latitude: 38.5034° Longitude: -121.4614°	Depth (Ft.)	Water Level Observations	Sample Type	Field Test Results	HP (tsf)	Unconfined Compressive Strength (tsf)	Water Content (%)	Dry Unit Weight (pcf)	Atterberg Limits	
											LL-PL-PI	Percent Fines
		Depth (Ft.) Elevation: 23 (Ft.) +/-										
		0.3 <b>TOPSOIL</b> , approximately 3-inches in thickness	22.75									
1		<b>LEAN CLAY WITH SAND (CL)</b> , dark brown, medium stiff			X	3-4-5			14.9	108		
		brown, hard			X	8-12-29	+4.5 (HP)		15.3	104		
		5.0 <b>Boring Terminated at 5 Feet</b>	18	5								

<p>See <a href="#">Exploration and Testing Procedures</a> for a description of field and laboratory procedures used and additional data (If any).</p> <p>See <a href="#">Supporting Information</a> for explanation of symbols and abbreviations.</p> <p>Elevation Reference: Elevations estimated from Google Earth Pro</p>	<p><b>Water Level Observations</b> Groundwater not encountered</p>	<p><b>Drill Rig</b> D-50 track</p> <p><b>Hammer Type</b> Automatic</p> <p><b>Driller</b> Terracon Lodi</p>
<p><b>Notes</b></p>	<p><b>Advancement Method</b> 6-inch Hollow Stem Auger</p> <p><b>Abandonment Method</b> Boring backfilled with auger cuttings upon completion.</p>	<p><b>Logged by</b> R. Harris</p> <p><b>Boring Started</b> 07-12-2024</p> <p><b>Boring Completed</b> 07-12-2024</p>

## Boring Log No. B4

Model Layer	Graphic Log	Location: See <a href="#">Exploration Plan</a> Latitude: 38.5028° Longitude: -121.4622°	Depth (Ft.)	Water Level Observations	Sample Type	Field Test Results	HP (tsf)	Unconfined Compressive Strength (tsf)	Water Content (%)	Dry Unit Weight (pcf)	Atterberg Limits	
											LL-PL-PI	Percent Fines
1		Depth (Ft.) <span style="float: right;">Elevation: 22 (Ft.) +/-</span> 0.2 <b>ASPHALT</b> , approximately 2-inches in thickness <span style="float: right;">21.83</span> <b>LEAN CLAY WITH SAND (CL)</b> , light brown, stiff				9-9-7	1.75 (HP)		13.8	118		
		hard, weak cementation 4.3 <span style="float: right;">17.7</span>				22-50/4"	4.0 (HP)		15.1	95		
		<b>Boring Terminated at 4.3 Feet</b>										

<p>See <a href="#">Exploration and Testing Procedures</a> for a description of field and laboratory procedures used and additional data (If any).</p> <p>See <a href="#">Supporting Information</a> for explanation of symbols and abbreviations.</p> <p>Elevation Reference: Elevations estimated from Google Earth Pro</p>	<p><b>Water Level Observations</b> Groundwater not encountered</p>	<p><b>Drill Rig</b> D-50 track</p> <p><b>Hammer Type</b> Automatic</p> <p><b>Driller</b> Terracon Lodi</p>
<p><b>Notes</b></p>	<p><b>Advancement Method</b> 6-inch Hollow Stem Auger</p> <p><b>Abandonment Method</b> Boring backfilled with auger cuttings upon completion and capped with asphalt patch</p>	<p><b>Logged by</b> R. Harris</p> <p><b>Boring Started</b> 07-12-2024</p> <p><b>Boring Completed</b> 07-12-2024</p>



## Boring Log No. B5

Model Layer	Graphic Log	Location: See <a href="#">Exploration Plan</a> Latitude: 38.5024° Longitude: -121.4621°	Depth (Ft.)	Water Level Observations	Sample Type	Field Test Results	HP (tsf)	Unconfined Compressive Strength (tsf)	Water Content (%)	Dry Unit Weight (pcf)	Atterberg Limits	
											LL-PL-PI	Percent Fines
		Depth (Ft.) Elevation: 22 (Ft.) +/- 0.2 ASPHALT, approximately 2-inches in thickness 21.83										
2		<b>SILTY CLAY WITH SAND (CL-ML)</b> , brown with black, stiff	3.5	X	3-4-7 N=11			13.3			22-15-7	76
1		<b>SANDY LEAN CLAY (CL)</b> , light brown, hard	5.0	X	5-21-41 N=62		+4.5 (HP)	12.9				
		<b>Boring Terminated at 5 Feet</b>	5									


<p>See <a href="#">Exploration and Testing Procedures</a> for a description of field and laboratory procedures used and additional data (If any).</p> <p>See <a href="#">Supporting Information</a> for explanation of symbols and abbreviations.</p> <p>Elevation Reference: Elevations estimated from Google Earth Pro</p>	<p><b>Water Level Observations</b> Groundwater not encountered</p>	<p><b>Drill Rig</b> D-50 track</p> <p><b>Hammer Type</b> Automatic</p> <p><b>Driller</b> Terracon Lodi</p>
<p><b>Notes</b></p>	<p><b>Advancement Method</b> 6-inch Hollow Stem Auger</p> <p><b>Abandonment Method</b> Boring backfilled with auger cuttings upon completion and capped with asphalt patch</p>	<p><b>Logged by</b> R. Harris</p> <p><b>Boring Started</b> 07-12-2024</p> <p><b>Boring Completed</b> 07-12-2024</p>

## Boring Log No. B6

Model Layer	Graphic Log	Location: See <a href="#">Exploration Plan</a> Latitude: 38.5029° Longitude: -121.4609°	Depth (Ft.)	Water Level Observations	Sample Type	Field Test Results	HP (tsf)	Unconfined Compressive Strength (tsf)	Water Content (%)	Dry Unit Weight (pcf)	Atterberg Limits	
											LL-PL-PI	Percent Fines
		Depth (Ft.) <span style="float: right;">Elevation: 23 (Ft.) +/-</span> 0.3 <b>ASPHALT</b> , approximately 3-inches in thickness <span style="float: right;">22.75</span> <b>LEAN CLAY WITH SAND (CL)</b> , brown, stiff										
1		light brown with black, hard			X	3-4-6 N=10			21.4			
		5.0 <b>Boring Terminated at 5 Feet</b> <span style="float: right;">18</span>	5			X	7-14-19 N=33	+4.5 (HP)	15.3			

<p>See <a href="#">Exploration and Testing Procedures</a> for a description of field and laboratory procedures used and additional data (If any).                  See <a href="#">Supporting Information</a> for explanation of symbols and abbreviations.                  Elevation Reference: Elevations estimated from Google Earth Pro</p>	<p><b>Water Level Observations</b> Groundwater not encountered</p>	<p><b>Drill Rig</b> D-50 track</p> <p><b>Hammer Type</b> Automatic</p> <p><b>Driller</b> Terracon Lodi</p>
<p><b>Notes</b></p>	<p><b>Advancement Method</b> 6-inch Hollow Stem Auger</p> <p><b>Abandonment Method</b> Boring backfilled with auger cuttings upon completion and capped with asphalt patch</p>	<p><b>Logged by</b> R. Harris</p> <p><b>Boring Started</b> 07-12-2024</p> <p><b>Boring Completed</b> 07-12-2024</p>

## Boring Log No. B7

Model Layer	Graphic Log	Location: See <a href="#">Exploration Plan</a> Latitude: 38.5027° Longitude: -121.4601°	Depth (Ft.)	Water Level Observations	Sample Type	Field Test Results	HP (tsf)	Unconfined Compressive Strength (tsf)	Water Content (%)	Dry Unit Weight (pcf)	Atterberg Limits	
											LL-PL-PI	Percent Fines
1		Depth (Ft.) <span style="float: right;">Elevation: 22 (Ft.) +/-</span> 0.2 <b>ASPHALT</b> , approximately 2 1/2-inches in thickness <span style="float: right;">21.79</span> <b>LEAN CLAY WITH SAND (CL)</b> , brown, stiff				3-5-9 N=14	3.5 (HP)	14.4				
		3.5 <span style="float: right;">18.5</span> <b>SANDY LEAN CLAY (CL)</b> , brown, very stiff				4-8-11 N=19		14.5				
		5.0 <span style="float: right;">17</span> <b>Boring Terminated at 5 Feet</b>	5									

<p>See <a href="#">Exploration and Testing Procedures</a> for a description of field and laboratory procedures used and additional data (If any).</p> <p>See <a href="#">Supporting Information</a> for explanation of symbols and abbreviations.</p> <p>Elevation Reference: Elevations estimated from Google Earth Pro</p>	<p><b>Water Level Observations</b> Groundwater not encountered</p>	<p><b>Drill Rig</b> D-50 track</p> <p><b>Hammer Type</b> Automatic</p> <p><b>Driller</b> Terracon Lodi</p>
<p><b>Notes</b></p>	<p><b>Advancement Method</b> 6-inch Hollow Stem Auger</p> <p><b>Abandonment Method</b> Boring backfilled with auger cuttings upon completion and capped with asphalt patch</p>	<p><b>Logged by</b> R. Harris</p> <p><b>Boring Started</b> 07-12-2024</p> <p><b>Boring Completed</b> 07-12-2024</p>

## Boring Log No. B8

Model Layer	Graphic Log	Location: See <a href="#">Exploration Plan</a> Latitude: 38.5022° Longitude: -121.4603°	Depth (Ft.)	Elevation: 22 (Ft.) +/-	Water Level Observations	Sample Type	Field Test Results	HP (tsf)	Unconfined Compressive Strength (tsf)	Water Content (%)	Dry Unit Weight (pcf)	Atterberg Limits		
												LL-PL-PI	Percent Fines	
		<b>ASPHALT</b> , approximately 7-inches in thickness	0.6	21.42										
		<b>AGGREGATE BASE COURSE</b> , approximately 2 1/2-inches in thickness	0.8	21.21										
1		<b>LEAN CLAY WITH SAND (CL)</b> , brown with black streaks, stiff			X		4-5-9			13.5	121			
3		<b>CLAYEY SAND (SC)</b> , trace gravel, fine to coarse grained, light brown with black, dense	3.5	18.5		X	12-24-21			14.2				20
		<b>Boring Terminated at 5 Feet</b>	5.0	17										

<p>See <a href="#">Exploration and Testing Procedures</a> for a description of field and laboratory procedures used and additional data (If any).</p> <p>See <a href="#">Supporting Information</a> for explanation of symbols and abbreviations.</p> <p>Elevation Reference: Elevations estimated from Google Earth Pro</p>	<p><b>Water Level Observations</b> Groundwater not encountered</p>	<p><b>Drill Rig</b> D-50 track</p> <p><b>Hammer Type</b> Automatic</p> <p><b>Driller</b> Terracon Lodi</p>
<p><b>Notes</b></p>	<p><b>Advancement Method</b> 6-inch Hollow Stem Auger</p> <p><b>Abandonment Method</b> Boring backfilled with auger cuttings upon completion and capped with asphalt patch</p>	<p><b>Logged by</b> R. Harris</p> <p><b>Boring Started</b> 07-12-2024</p> <p><b>Boring Completed</b> 07-12-2024</p>

## Boring Log No. B9

Model Layer	Graphic Log	Location: See <a href="#">Exploration Plan</a> Latitude: 38.5023° Longitude: -121.4593°	Depth (Ft.)	Water Level Observations	Sample Type	Field Test Results	HP (tsf)	Unconfined Compressive Strength (tsf)	Water Content (%)	Dry Unit Weight (pcf)	Atterberg Limits	
											LL-PL-PI	Percent Fines
		Depth (Ft.) _____ Elevation: 23 (Ft.) +/- _____										
		0.3 <b>ASPHALT</b> , approximately 3-inches in thickness	22.75									
1		<b>LEAN CLAY WITH SAND (CL)</b> , brown, medium stiff		X		2-4-5			15.7	117	28-13-15	72
		3.5 _____	19.5									
3		<b>CLAYEY SAND (SC)</b> , fine to coarse grained, light brown, medium dense, weak cementation		X		10-13-19			18.0	91		
		5.0 _____	18									
<b>Boring Terminated at 5 Feet</b>			5									

<p>See <a href="#">Exploration and Testing Procedures</a> for a description of field and laboratory procedures used and additional data (If any).</p> <p>See <a href="#">Supporting Information</a> for explanation of symbols and abbreviations.</p> <p>Elevation Reference: Elevations estimated from Google Earth Pro</p>	<p><b>Water Level Observations</b> Groundwater not encountered</p>	<p><b>Drill Rig</b> D-50 track</p> <p><b>Hammer Type</b> Automatic</p> <p><b>Driller</b> Terracon Lodi</p>
<p><b>Notes</b></p>	<p><b>Advancement Method</b> 6-inch Hollow Stem Auger</p> <p><b>Abandonment Method</b> Boring backfilled with auger cuttings upon completion and capped with asphalt patch</p>	<p><b>Logged by</b> R. Harris</p> <p><b>Boring Started</b> 07-12-2024</p> <p><b>Boring Completed</b> 07-12-2024</p>

## Boring Log No. B10

Model Layer	Graphic Log	Location: See <a href="#">Exploration Plan</a> Latitude: 38.5025° Longitude: -121.4588°	Depth (Ft.)	Water Level Observations	Sample Type	Field Test Results	HP (tsf)	Unconfined Compressive Strength (tsf)	Water Content (%)	Dry Unit Weight (pcf)	Atterberg Limits	
											LL-PL-PI	Percent Fines
1		Depth (Ft.) <span style="float: right;">Elevation: 23 (Ft.) +/-</span> 0.3 <b>ASPHALT</b> , approximately 3-inches in thickness <span style="float: right;">22.75</span> <b>SANDY LEAN CLAY (CL)</b> , dark brown with black, medium stiff				2-2-3 N=5		14.1				
		3.5 <span style="float: right;">19.5</span> <b>LEAN CLAY WITH SAND (CL)</b> , brown, stiff				3-3-7 N=10		14.6				
		5.0 <span style="float: right;">18</span> <b>Boring Terminated at 5 Feet</b>	5									

<p>See <a href="#">Exploration and Testing Procedures</a> for a description of field and laboratory procedures used and additional data (If any).</p> <p>See <a href="#">Supporting Information</a> for explanation of symbols and abbreviations.</p> <p>Elevation Reference: Elevations estimated from Google Earth Pro</p>	<p><b>Water Level Observations</b> Groundwater not encountered</p>	<p><b>Drill Rig</b> D-50 track</p> <p><b>Hammer Type</b> Automatic</p> <p><b>Driller</b> Terracon Lodi</p>
<p><b>Notes</b></p>	<p><b>Advancement Method</b> 6-inch Hollow Stem Auger</p> <p><b>Abandonment Method</b> Boring backfilled with auger cuttings upon completion and capped with asphalt patch</p>	<p><b>Logged by</b> R. Harris</p> <p><b>Boring Started</b> 07-12-2024</p> <p><b>Boring Completed</b> 07-12-2024</p>

## Boring Log No. B11

Model Layer	Graphic Log	Location: See <a href="#">Exploration Plan</a> Latitude: 38.5018° Longitude: -121.4608°	Depth (Ft.)	Water Level Observations	Sample Type	Field Test Results	HP (tsf)	Unconfined Compressive Strength (tsf)	Water Content (%)	Dry Unit Weight (pcf)	Atterberg Limits	
											LL-PL-PI	Percent Fines
		Depth (Ft.) <span style="float: right;">Elevation: 21 (Ft.) +/-</span> 0.2 <b>ASPHALT</b> , approximately 2-inches in thickness <span style="float: right;">20.83</span>										
2		<b>SILTY CLAY WITH SAND (CL-ML)</b> , light brown with black, stiff			X	7-6-5 N=11			10.4			
		3.5 <b>LEAN CLAY WITH SAND (CL)</b> , light brown, very stiff <span style="float: right;">17.5</span>										
1		<b>LEAN CLAY WITH SAND (CL)</b> , light brown, very stiff			X	2-5-11 N=16	4.0 (HP)		16.3			
		5.0 <b>Boring Terminated at 5 Feet</b> <span style="float: right;">16</span>	5									

<p>See <a href="#">Exploration and Testing Procedures</a> for a description of field and laboratory procedures used and additional data (If any).                  See <a href="#">Supporting Information</a> for explanation of symbols and abbreviations.                  Elevation Reference: Elevations estimated from Google Earth Pro</p>	<p><b>Water Level Observations</b> Groundwater not encountered</p>	<p><b>Drill Rig</b> D-50 track</p> <p><b>Hammer Type</b> Automatic</p> <p><b>Driller</b> Terracon Lodi</p>
<p><b>Notes</b></p>	<p><b>Advancement Method</b> 6-inch Hollow Stem Auger</p> <p><b>Abandonment Method</b> Boring backfilled with auger cuttings upon completion and capped with asphalt patch</p>	<p><b>Logged by</b> R. Harris</p> <p><b>Boring Started</b> 07-12-2024</p> <p><b>Boring Completed</b> 07-12-2024</p>

## Boring Log No. B12

Model Layer	Graphic Log	Location: See <a href="#">Exploration Plan</a> Latitude: 38.5017° Longitude: -121.4592°	Depth (Ft.)	Water Level Observations	Sample Type	Field Test Results	HP (tsf)	Unconfined Compressive Strength (tsf)	Water Content (%)	Dry Unit Weight (pcf)	Atterberg Limits	
											LL-PL-PI	Percent Fines
		Depth (Ft.) <span style="float: right;">Elevation: 22 (Ft.) +/-</span> 0.2 <b>ASPHALT</b> , approximately 2-inches in thickness <span style="float: right;">21.83</span>										
2		<b>SILTY CLAY (CL-ML)</b> , brown, medium stiff			X	2-2-4 N=6			16.1			77
1		<b>LEAN CLAY WITH SAND (CL)</b> , light brown, very stiff			X	3-6-12 N=18	+4.5 (HP)		14.7			
		5.0 <b>Boring Terminated at 5 Feet</b> <span style="float: right;">17</span>	5									

<p>See <a href="#">Exploration and Testing Procedures</a> for a description of field and laboratory procedures used and additional data (If any).</p> <p>See <a href="#">Supporting Information</a> for explanation of symbols and abbreviations.</p> <p>Elevation Reference: Elevations estimated from Google Earth Pro</p>	<p><b>Water Level Observations</b> Groundwater not encountered</p>	<p><b>Drill Rig</b> D-50 track</p> <p><b>Hammer Type</b> Automatic</p> <p><b>Driller</b> Terracon Lodi</p>
<p><b>Notes</b></p>	<p><b>Advancement Method</b> 6-inch Hollow Stem Auger</p> <p><b>Abandonment Method</b> Boring backfilled with auger cuttings upon completion and capped with asphalt patch</p>	<p><b>Logged by</b> R. Harris</p> <p><b>Boring Started</b> 07-12-2024</p> <p><b>Boring Completed</b> 07-12-2024</p>



## Boring Log No. B13

Model Layer	Graphic Log	Location: See <a href="#">Exploration Plan</a> Latitude: 38.5017° Longitude: -121.4585°	Depth (Ft.)	Water Level Observations	Sample Type	Field Test Results	HP (tsf)	Unconfined Compressive Strength (tsf)	Water Content (%)	Dry Unit Weight (pcf)	Atterberg Limits	
											LL-PL-PI	Percent Fines
		Depth (Ft.) <span style="float: right;">Elevation: 22 (Ft.) +/-</span> 0.2 <b>ASPHALT</b> , approximately 2-inches in thickness <span style="float: right;">21.83</span>										
1		<b>LEAN CLAY WITH SAND (CL)</b> , light brown, hard				12-23-30	+4.5 (HP)		17.4	111		
		3.5 <b>SANDY LEAN CLAY (CL)</b> , brown with orange, hard, weak cementation <span style="float: right;">18.5</span>				9-16-26	+4.5 (HP)		18.9	107		
		5.0 <b>Boring Terminated at 5 Feet</b> <span style="float: right;">17</span>	5									

<p>See <a href="#">Exploration and Testing Procedures</a> for a description of field and laboratory procedures used and additional data (If any).</p> <p>See <a href="#">Supporting Information</a> for explanation of symbols and abbreviations.</p> <p>Elevation Reference: Elevations estimated from Google Earth Pro</p>	<p><b>Water Level Observations</b> Groundwater not encountered</p>	<p><b>Drill Rig</b> D-50 track</p> <p><b>Hammer Type</b> Automatic</p> <p><b>Driller</b> Terracon Lodi</p>
<p><b>Notes</b></p>	<p><b>Advancement Method</b> 6-inch Hollow Stem Auger</p> <p><b>Abandonment Method</b> Boring backfilled with auger cuttings upon completion and capped with asphalt patch</p>	<p><b>Logged by</b> R. Harris</p> <p><b>Boring Started</b> 07-12-2024</p> <p><b>Boring Completed</b> 07-12-2024</p>

## Boring Log No. B14

Model Layer	Graphic Log	Location: See Exploration Plan Latitude: 38.5012° Longitude: -121.4605°	Depth (Ft.)	Water Level Observations	Sample Type	Field Test Results	HP (tsf)	Unconfined Compressive Strength (tsf)	Water Content (%)	Dry Unit Weight (pcf)	Atterberg Limits	
											LL-PL-PI	Percent Fines
		Depth (Ft.) <span style="float: right;">Elevation: 21 (Ft.) +/-</span> 0.2 <b>ASPHALT</b> , approximately 2-inches in thickness <span style="float: right;">20.83</span>										
2		<b>SILTY CLAY WITH SAND (CL-ML)</b> , gray brown, soft			X	1-2-1	0.75 (HP)		15.5	105		
		3.5 <b>LEAN CLAY (CL)</b> , gray brown with orange, stiff <span style="float: right;">17.5</span>			X	2-6-8 N=14	2.75 (HP)		17.3			
1		5.0 <b>Boring Terminated at 5 Feet</b> <span style="float: right;">16</span>	5									

<p>See <a href="#">Exploration and Testing Procedures</a> for a description of field and laboratory procedures used and additional data (If any).</p> <p>See <a href="#">Supporting Information</a> for explanation of symbols and abbreviations.</p> <p>Elevation Reference: Elevations estimated from Google Earth Pro</p>	<p><b>Water Level Observations</b> Groundwater not encountered</p>	<p><b>Drill Rig</b> D-50 track</p> <p><b>Hammer Type</b> Automatic</p> <p><b>Driller</b> Terracon Lodi</p>
<p><b>Notes</b></p>	<p><b>Advancement Method</b> 6-inch Hollow Stem Auger</p> <p><b>Abandonment Method</b> Boring backfilled with auger cuttings upon completion and capped with asphalt patch</p>	<p><b>Logged by</b> R. Harris</p> <p><b>Boring Started</b> 07-12-2024</p> <p><b>Boring Completed</b> 07-12-2024</p>

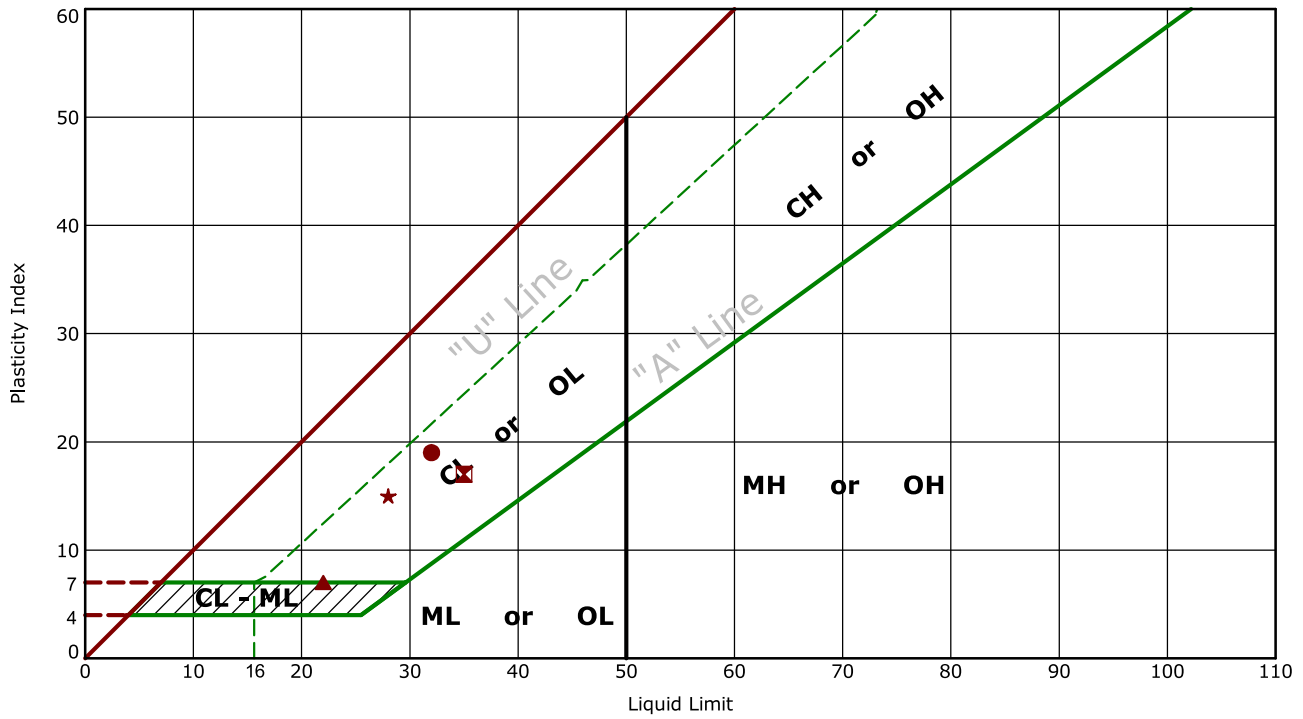
# Boring Log No. B15

Model Layer	Graphic Log	Location: See Exploration Plan		Depth (Ft.)	Water Level Observations	Sample Type	Field Test Results	HP (tsf)	Unconfined Compressive Strength (tsf)	Water Content (%)	Dry Unit Weight (pcf)	Atterberg Limits	
		Latitude: 38.5010° Longitude: -121.4600°	Elevation: 21 (Ft.) +/-									LL-PL-PI	Percent Fines
1		0.1' <b>ASPHALT</b> , approximately 1.5-inches in thickness 20.88' <b>LEAN CLAY WITH SAND (CL)</b> , gray brown to brown 3.5' 17.5'				Hand Hand				14.1 19.1			
		<b>Boring Terminated at 3.5 Feet</b>											

See <a href="#">Exploration and Testing Procedures</a> for a description of field and laboratory procedures used and additional data (If any). See <a href="#">Supporting Information</a> for explanation of symbols and abbreviations. Elevation Reference: Elevations estimated from Google Earth Pro	<b>Water Level Observations</b> Groundwater not encountered	<b>Drill Rig</b> Hand Auger  <b>Hammer Type</b> NA  <b>Driller</b> Terracon Lodi
<b>Notes</b>	<b>Advancement Method</b> 3-inch Hand Auger	<b>Logged by</b> R. Harris  <b>Boring Started</b> 07-12-2024  <b>Boring Completed</b> 07-12-2024
<b>Abandonment Method</b> Boring backfilled with auger cuttings upon completion and capped with asphalt patch		

## Atterberg Limit Results

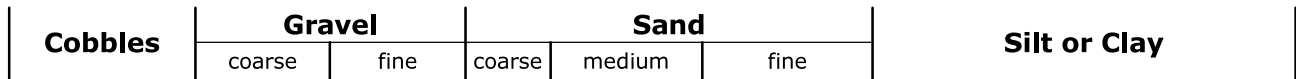
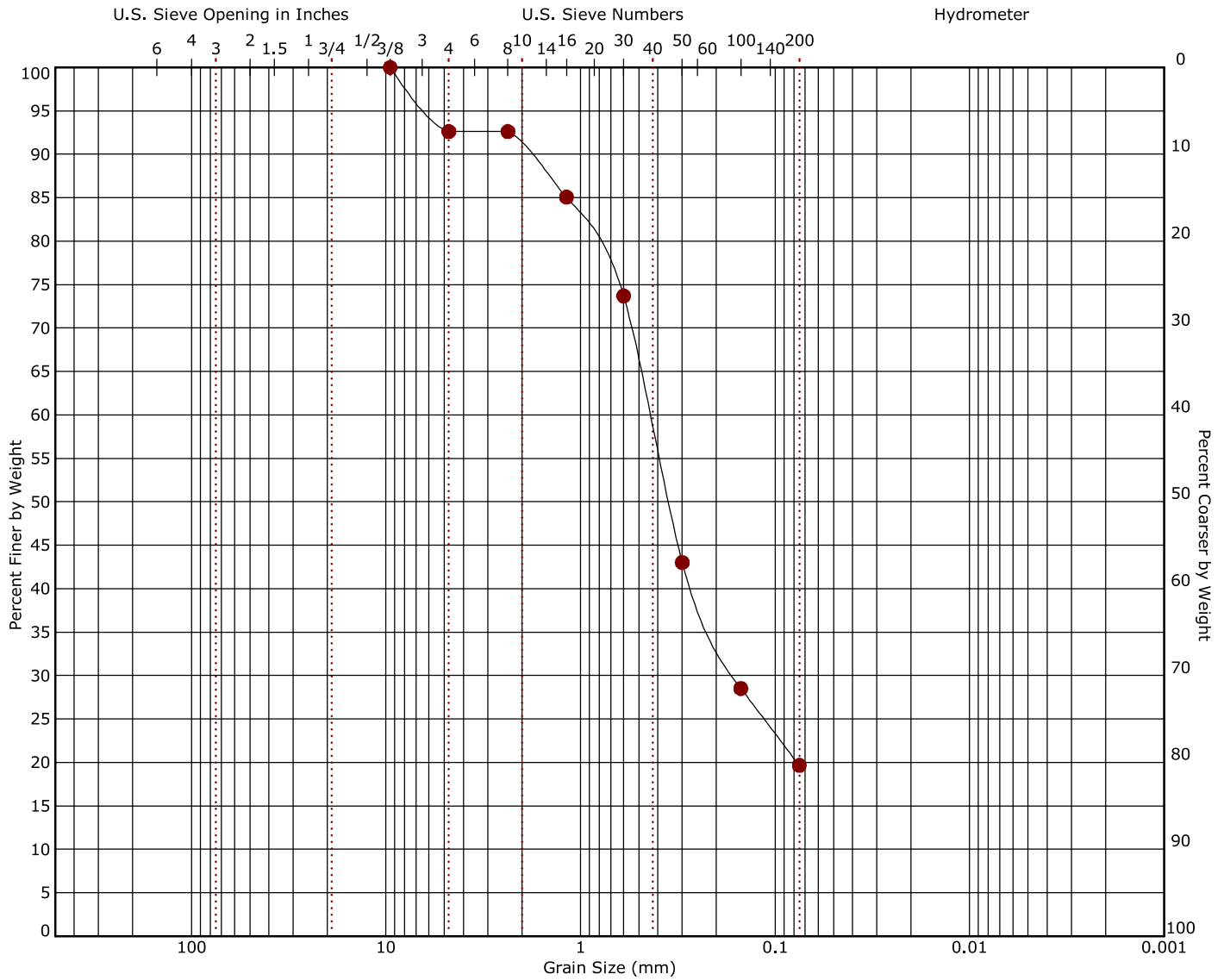
ASTM D4318



	Boring ID	Depth (Ft)	LL	PL	PI	Fines	USCS	Description
●	B1	2.5 - 4	32	13	19	70.9	CL	LEAN CLAY with SAND
⊠	B2	1 - 2.5	35	18	17	76.5	CL	LEAN CLAY with SAND
▲	B5	1 - 2.5	22	15	7	76.5	CL-ML	SILTY CLAY with SAND
★	B9	1 - 2.5	28	13	15	72.0	CL	LEAN CLAY with SAND

## Grain Size Distribution

### ASTM D422 / ASTM C136



Boring ID	Depth (Ft)	Description	USCS	LL	PL	PI	Cc	Cu
● B8	3.5 - 5	CLAYEY SAND	SC					

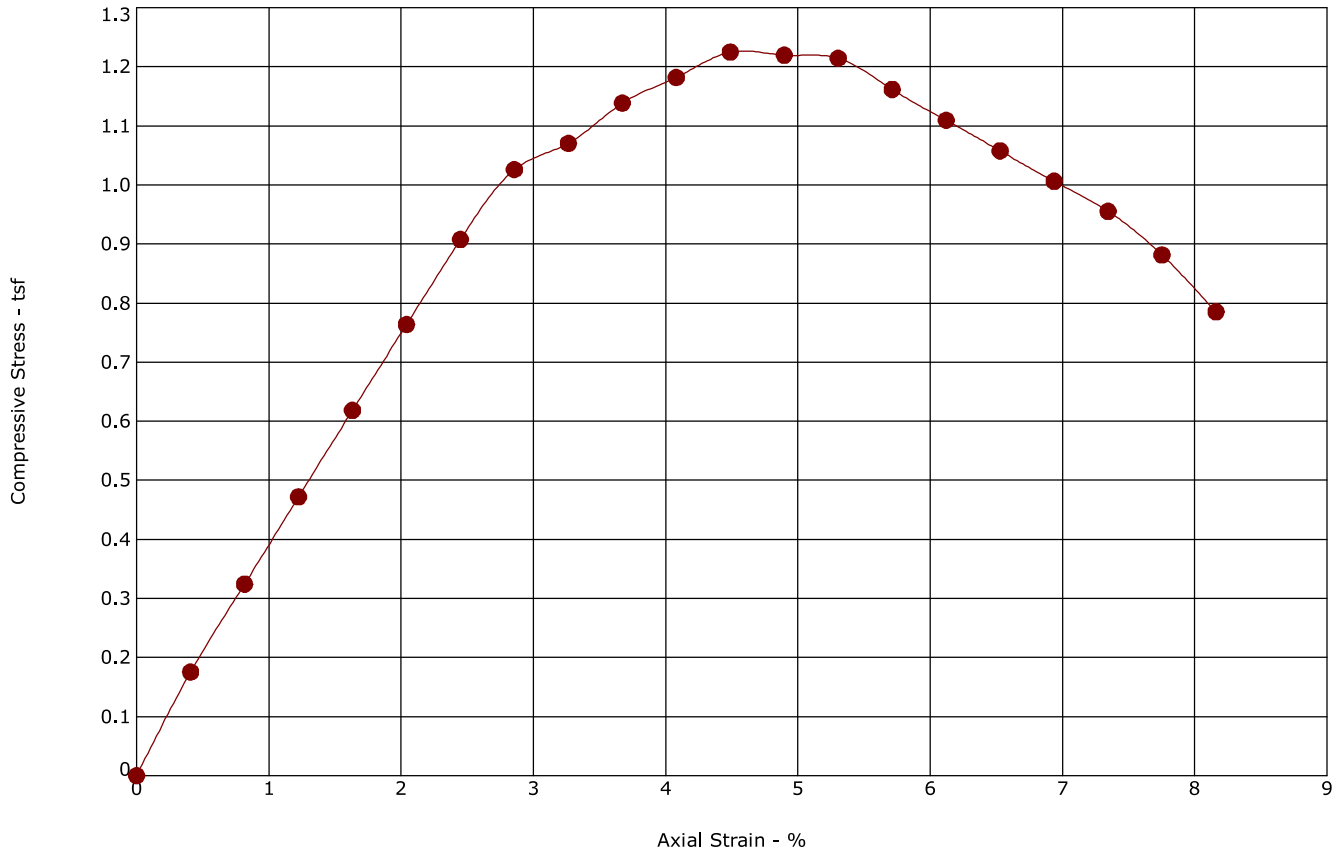
--	--	--	--	--	--	--	--	--

--	--	--	--	--	--	--	--	--

Boring ID	Depth (Ft)	D <sub>100</sub>	D <sub>60</sub>	D <sub>50</sub>	D <sub>30</sub>	D <sub>10</sub>	%Cobbles	%Gravel	%Sand	%Fines	%Silt	%Clay
● B8	3.5 - 5	9.5	0.44	0.351	0.161		0.0	7.4	73.0	19.7		

--	--	--	--	--	--	--	--	--	--	--	--	--

## Unconfined Compression Test ASTM D2166



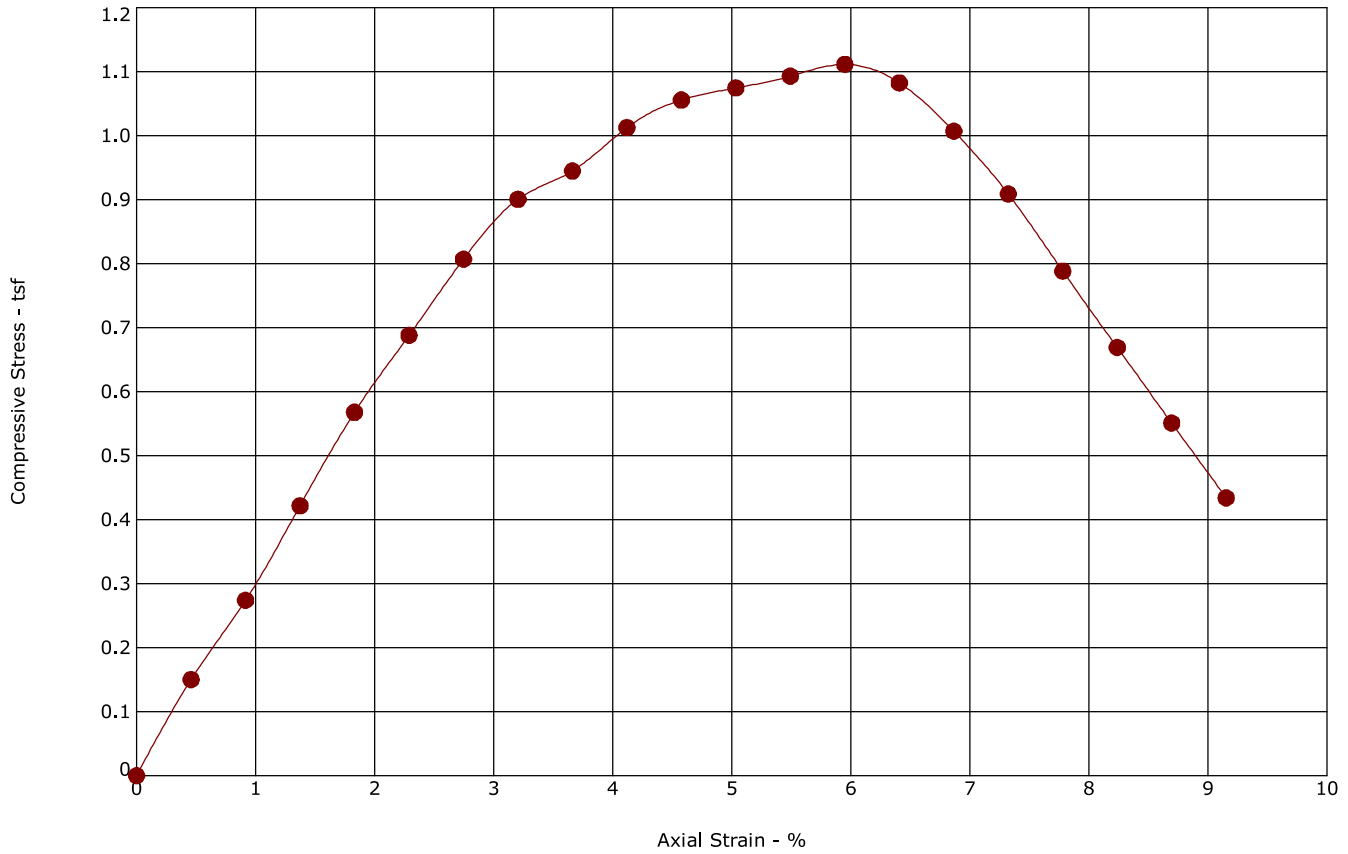
Boring ID	Depth (Ft)	Sample type	LL	PL	PI	Fines (%)	Description
B1	2.5 - 4	CARS	32	13	19	70.9	LEAN CLAY with SAND(CL)

Specimen Failure Mode	Specimen Test Data
-----------------------	--------------------



Moisture Content (%)	14.8
Dry Density (pcf)	114
Diameter (in.)	1.91
Height (in.)	4.90
Height / Diameter Ratio	2.57
Calculated Saturation (%)	75.53
Calculated Void Ratio	0.53
Assumed Specific Gravity	2.7
Failure Strain (%)	4.49
Unconfined Compressive Strength (tsf)	1.22
Undrained Shear Strength (tsf)	0.61
Strain Rate (in/min)	
Remarks:	

## Unconfined Compression Test ASTM D2166

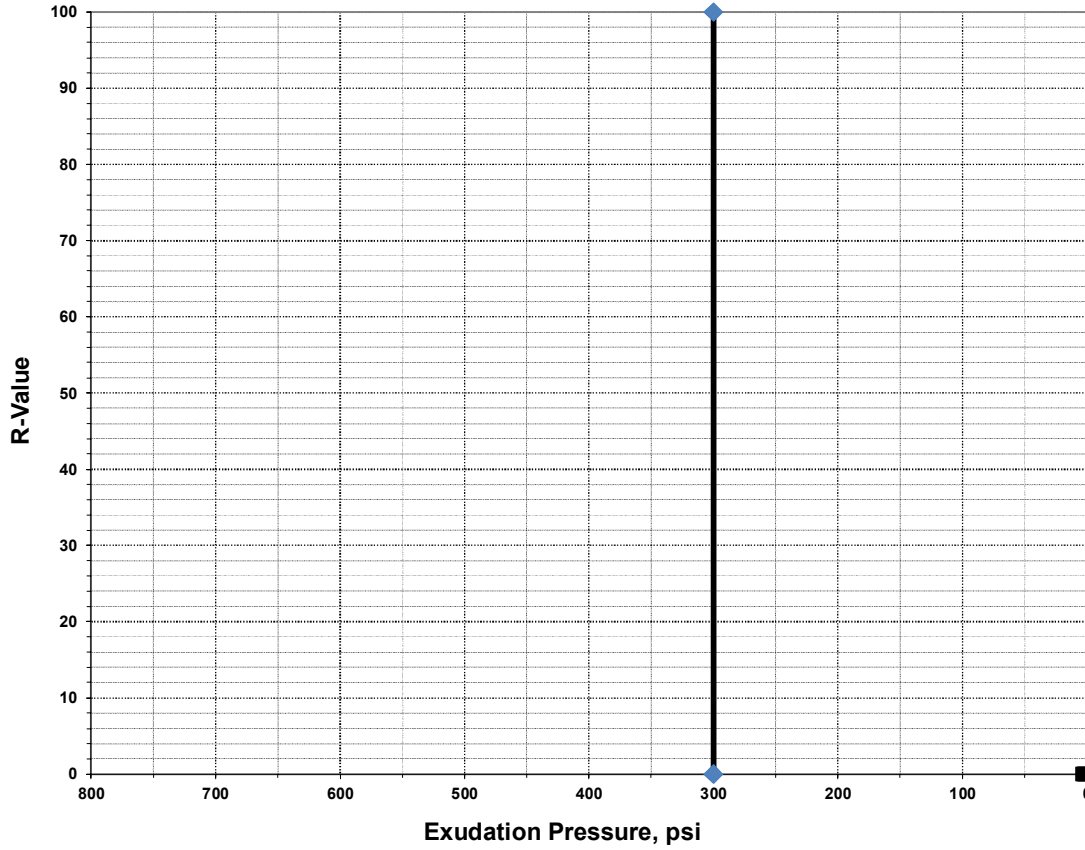


Boring ID	Depth (Ft)	Sample type	LL	PL	PI	Fines (%)	Description
B1	10 - 11.5	CARS					LEAN CLAY(CL)

Specimen Failure Mode	Specimen Test Data
-----------------------	--------------------



Moisture Content (%)	32.2
Dry Density (pcf)	88
Diameter (in.)	1.91
Height (in.)	4.37
Height / Diameter Ratio	2.29
Calculated Saturation (%)	97.98
Calculated Void Ratio	0.89
Assumed Specific Gravity	2.7
Failure Strain (%)	5.95
Unconfined Compressive Strength (tsf)	1.11
Undrained Shear Strength (tsf)	0.56
Strain Rate (in/min)	
Remarks:	



Specimen Identification	Compaction Pressure (psi)	R-Value at 300 psi
B1 @ 0.5-2.5 ft	70.0	<5

Material extruded from bottom of mold during exudation on 1st attempt. Test aborted. Material has an R-value of <5

### R-Value Test

**Client:** Sacramento City Unified School District  
**Project:** Bowling Green McCoy & Chacon Elementary School  
**Site:** 4211 Turnbridge Drive, Sacramento, CA  
**Project No.:** NB245081



**Client**

Sacramento City Unified School District

**Project**

Bowling Green McCoy & Chacon Elementary Schools

**Sample Submitted By:** Terracon (NB)

**Date Received:** 7/22/2024

**Project Number:**

NB245081

**Results of Corrosion Analysis**

<b>Sample Type</b>	CARS
<b>Sample Location</b>	B1-1
<b>Sample Depth (ft.)</b>	1.0 - 2.5
pH Analysis, ASTM G 51	6.36
Water Soluble Sulfate (SO <sub>4</sub> ), ASTM D516 (%)	0.004
Sulfides, AWWA 4500-S <sup>2-</sup> D, (ppm)	<0.001
Chlorides, AWWA 4500-CL <sup>-</sup> E, (%)	Nil
Red-Ox, ASTM G 200, (mV)	+383
Total Salts, AWWA 2520 B, (mg/kg)	103.0
Saturated Minimum Resistivity, ASTM G 57, (ohm-cm)	3,800

**Reviewed By:**

*Paula Arends*

Paula Arends  
Laboratory Manager

The tests were performed in general accordance with applicable ASTM and AWWA test methods. This report is exclusively for the use of the client indicated above and shall not be reproduced except in full without the written consent. Test results transmitted herein are only applicable to the actual samples tested at the location(s) referenced and are not necessarily indicative of the properties of other apparently similar or identical materials.

## Supporting Information








### **Contents:**

General Notes

Unified Soil Classification System

Note: All attachments are one page unless otherwise noted.

## General Notes

Sampling	Water Level	Field Tests
 Modified California Ring Sampler  Grab Sample   Standard Penetration Test	 Water Level Initially Encountered   Water Level After a Specified Period of Time   Water Level After a Specified Period of Time   Cave In Encountered  Water levels indicated on the soil boring logs are the levels measured in the borehole at the times indicated. Groundwater level variations will occur over time. In low permeability soils, accurate determination of groundwater levels is not possible with short term water level observations.	N Standard Penetration Test Resistance (Blows/Ft.)  (HP) Hand Penetrometer  (T) Torvane  (DCP) Dynamic Cone Penetrometer  UC Unconfined Compressive Strength  (PID) Photo-Ionization Detector  (OVA) Organic Vapor Analyzer

### Descriptive Soil Classification

Soil classification as noted on the soil boring logs is based Unified Soil Classification System. Where sufficient laboratory data exist to classify the soils consistent with ASTM D2487 "Classification of Soils for Engineering Purposes" this procedure is used. ASTM D2488 "Description and Identification of Soils (Visual-Manual Procedure)" is also used to classify the soils, particularly where insufficient laboratory data exist to classify the soils in accordance with ASTM D2487. In addition to USCS classification, coarse grained soils are classified on the basis of their in-place relative density, and fine-grained soils are classified on the basis of their consistency. See "Strength Terms" table below for details. The ASTM standards noted above are for reference to methodology in general. In some cases, variations to methods are applied as a result of local practice or professional judgment.

### Location And Elevation Notes

Exploration point locations as shown on the Exploration Plan and as noted on the soil boring logs in the form of Latitude and Longitude are approximate. See Exploration and Testing Procedures in the report for the methods used to locate the exploration points for this project. Surface elevation data annotated with +/- indicates that no actual topographical survey was conducted to confirm the surface elevation. Instead, the surface elevation was approximately determined from topographic maps of the area.

### Strength Terms

Relative Density of Coarse-Grained Soils <small>(More than 50% retained on No. 200 sieve.) Density determined by Standard Penetration Resistance</small>			Consistency of Fine-Grained Soils <small>(50% or more passing the No. 200 sieve.) Consistency determined by laboratory shear strength testing, field visual-manual procedures or standard penetration resistance</small>			
Relative Density	Standard Penetration or N-Value (Blows/Ft.)	Ring Sampler (Blows/Ft.)	Consistency	Unconfined Compressive Strength Qu (tsf)	Standard Penetration or N-Value (Blows/Ft.)	Ring Sampler (Blows/Ft.)
Very Loose	0 - 3	0 - 5	Very Soft	less than 0.25	0 - 1	< 3
Loose	4 - 9	6 - 14	Soft	0.25 to 0.50	2 - 4	3 - 5
Medium Dense	10 - 29	15 - 46	Medium Stiff	0.50 to 1.00	4 - 8	6 - 10
Dense	30 - 50	47 - 79	Stiff	1.00 to 2.00	8 - 15	11 - 18
Very Dense	> 50	≥ 80	Very Stiff	2.00 to 4.00	15 - 30	19 - 36
			Hard	> 4.00	> 30	> 37

### Relevance of Exploration and Laboratory Test Results

Exploration/field results and/or laboratory test data contained within this document are intended for application to the project as described in this document. Use of such exploration/field results and/or laboratory test data should not be used independently of this document.

## Unified Soil Classification System

Criteria for Assigning Group Symbols and Group Names Using Laboratory Tests <sup>A</sup>				Soil Classification	
				Group Symbol	Group Name <sup>B</sup>
<b>Coarse-Grained Soils:</b> More than 50% retained on No. 200 sieve	<b>Gravels:</b> More than 50% of coarse fraction retained on No. 4 sieve	<b>Clean Gravels:</b> Less than 5% fines <sup>C</sup>	Cu ≥ 4 and 1 ≤ Cc ≤ 3 <sup>E</sup>	GW	Well-graded gravel <sup>F</sup>
		<b>Gravels with Fines:</b> More than 12% fines <sup>C</sup>	Cu < 4 and/or [Cc < 1 or Cc > 3.0] <sup>E</sup>	GP	Poorly graded gravel <sup>F</sup>
			Fines classify as ML or MH	GM	Silty gravel <sup>F, G, H</sup>
	<b>Sands:</b> 50% or more of coarse fraction passes No. 4 sieve	<b>Clean Sands:</b> Less than 5% fines <sup>D</sup>	Fines classify as CL or CH	GC	Clayey gravel <sup>F, G, H</sup>
			Cu ≥ 6 and 1 ≤ Cc ≤ 3 <sup>E</sup>	SW	Well-graded sand <sup>I</sup>
		<b>Sands with Fines:</b> More than 12% fines <sup>D</sup>	Cu < 6 and/or [Cc < 1 or Cc > 3.0] <sup>E</sup>	SP	Poorly graded sand <sup>I</sup>
Fines classify as ML or MH	SM		Silty sand <sup>G, H, I</sup>		
<b>Fine-Grained Soils:</b> 50% or more passes the No. 200 sieve	<b>Silts and Clays:</b> Liquid limit less than 50	<b>Inorganic:</b>	PI > 7 and plots above "A" line <sup>J</sup>	CL	Lean clay <sup>K, L, M</sup>
			PI < 4 or plots below "A" line <sup>J</sup>	ML	Silt <sup>K, L, M</sup>
		<b>Organic:</b>	$\frac{LL \text{ oven dried}}{LL \text{ not dried}} < 0.75$	OL	Organic clay <sup>K, L, M, N</sup> Organic silt <sup>K, L, M, O</sup>
	<b>Silts and Clays:</b> Liquid limit 50 or more	<b>Inorganic:</b>	PI plots on or above "A" line	CH	Fat clay <sup>K, L, M</sup>
			PI plots below "A" line	MH	Elastic silt <sup>K, L, M</sup>
		<b>Organic:</b>	$\frac{LL \text{ oven dried}}{LL \text{ not dried}} < 0.75$	OH	Organic clay <sup>K, L, M, P</sup> Organic silt <sup>K, L, M, Q</sup>
<b>Highly organic soils:</b>	Primarily organic matter, dark in color, and organic odor			PT	Peat

<sup>A</sup> Based on the material passing the 3-inch (75-mm) sieve.

<sup>B</sup> If field sample contained cobbles or boulders, or both, add "with cobbles or boulders, or both" to group name.

<sup>C</sup> Gravels with 5 to 12% fines require dual symbols: GW-GM well-graded gravel with silt, GW-GC well-graded gravel with clay, GP-GM poorly graded gravel with silt, GP-GC poorly graded gravel with clay.

<sup>D</sup> Sands with 5 to 12% fines require dual symbols: SW-SM well-graded sand with silt, SW-SC well-graded sand with clay, SP-SM poorly graded sand with silt, SP-SC poorly graded sand with clay.

<sup>E</sup>  $Cu = D_{60}/D_{10}$      $Cc = \frac{(D_{30})^2}{D_{10} \times D_{60}}$

<sup>F</sup> If soil contains ≥ 15% sand, add "with sand" to group name.

<sup>G</sup> If fines classify as CL-ML, use dual symbol GC-GM, or SC-SM.

<sup>H</sup> If fines are organic, add "with organic fines" to group name.

<sup>I</sup> If soil contains ≥ 15% gravel, add "with gravel" to group name.

<sup>J</sup> If Atterberg limits plot in shaded area, soil is a CL-ML, silty clay.

<sup>K</sup> If soil contains 15 to 29% plus No. 200, add "with sand" or "with gravel," whichever is predominant.

<sup>L</sup> If soil contains ≥ 30% plus No. 200 predominantly sand, add "sandy" to group name.

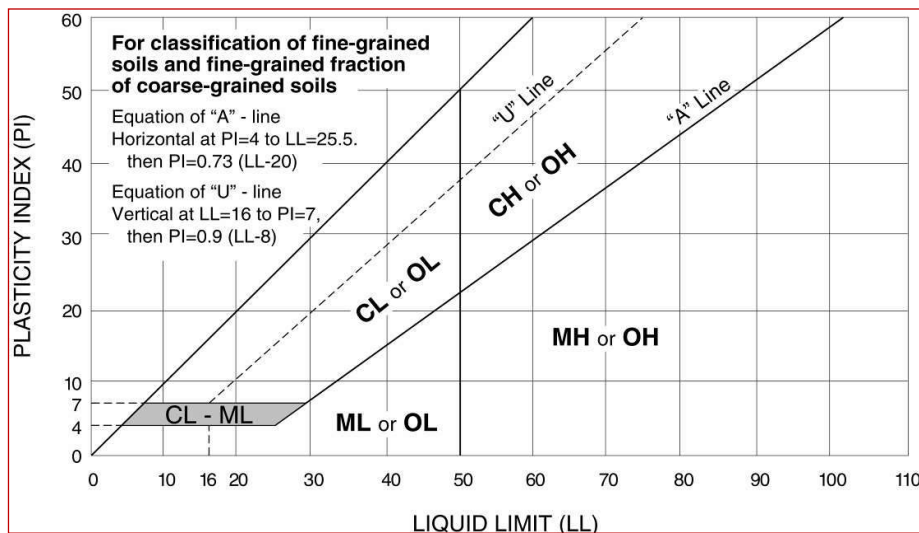
<sup>M</sup> If soil contains ≥ 30% plus No. 200, predominantly gravel, add "gravelly" to group name.

<sup>N</sup> PI ≥ 4 and plots on or above "A" line.

<sup>O</sup> PI < 4 or plots below "A" line.

<sup>P</sup> PI plots on or above "A" line.

<sup>Q</sup> PI plots below "A" line.





**ENTEK  
CONSULTING GROUP, INC.**

4200 Rocklin Road, Suite 7, Rocklin, CA 95677 Phone (916) 632-6800 Fax (916) 632-6812 www.entekgroup.com

**HAZARDOUS MATERIALS SURVEY  
FINAL REPORT**

**OWNER/CLIENT**

**Sacramento City Unified School District  
425 1<sup>st</sup> Avenue  
Sacramento, CA 95818**

**CONTACT**

**Mr. Chris Ralston, Director III  
Facilities Management, Maintenance & Operations, and Resource  
Management**

**SURVEY ADDRESS**

**Bowling Green Elementary School-Chacon Language and Science  
Academy  
6807 Franklin Boulevard  
Sacramento, CA 95823**

**BUILDING(S) SURVEYED**

**Full Campus Survey  
Campus Renewal Project**

**PREPARED BY**

**Jose Hernandez  
CAC #22-6995 & CDPH I/A #10754  
Entek Consulting Group, Inc.  
4200 Rocklin Road, Suite 7  
Rocklin, CA 95677**

**Entek Project #24-7283**

**September 16, 2024**



## TABLE OF CONTENTS

Executive Summary. . . . .	<a href="#"><u>3</u></a>
Introduction. . . . .	<a href="#"><u>7</u></a>
Building Descriptions. . . . .	<a href="#"><u>8</u></a>
Asbestos Inspection and Sample Collection Protocols. . . . .	<a href="#"><u>8</u></a>
Asbestos Bulk Sample Results. . . . .	<a href="#"><u>9</u></a>
Asbestos Regulatory Requirements. . . . .	<a href="#"><u>21</u></a>
Lead Inspection, Sampling, & Results. . . . .	<a href="#"><u>22</u></a>
Fluorescent Light Tubes and Polychlorinated Biphenyls (PCBs). . . . .	<a href="#"><u>25</u></a>
Freon and Fluorocarbons. . . . .	<a href="#"><u>26</u></a>
Limitations. . . . .	<a href="#"><u>26</u></a>
Appendices	
A. Asbestos Related Documents	
B. Lead Related Documents	
C. Backup Documents	

## Executive Summary

The United States Environmental Protection Agency, National Emission Standards for Hazardous Air Pollutants (US EPA NESHAP), 40 CFR Part 61 - Nov. 20, 1990, requires an owner or operator of a demolition or renovation project to thoroughly inspect the affected facility or part of the facility where the demolition or renovation operation will occur for the presence of asbestos-containing materials (ACM) prior to the commencement of that project.

This inspection report was requested by Mr. Anthony Lea, Facilities Project Technician with the Sacramento City Unified School District (SCUSD) on behalf of Mr. Chris Ralston, Director III with the SCUSD.

The purpose of the inspection was to comply with US EPA NESHAP requirements and the Sacramento Metropolitan Air Quality Management District (SMAQMD) which has jurisdiction for this project site to determine if asbestos containing materials are present which may be impacted during an upcoming Modernization Project, which will include renovation of 15 buildings at Bowling Green Elementary School- Chacon Language and Science Academy located at 6807 Franklin Boulevard in Sacramento, California.

Paints, coatings, and glazed ceramic tiles were also tested for lead content for compliance with Cal/OSHA lead in construction regulations.

The attached drawings show approximate sample locations and also identify those bulk sample materials analyzed and found to contain asbestos greater than 1% with a (+) after the sample number. Materials analyzed and found to contain less than 1% asbestos or reported as none detected have a (-) after each sample number.

Contractors and other individuals who view the sample locations and associated results indicated with either a (-) or a (+) on the drawings to make determinations take the risk of misidentifying a material and may arrive at determinations which are in direct conflict with the written findings of this report. This use of the drawings and the information provided on it relating to individual sample results in determining if a material does or does not contain asbestos is not recommended.

This is a summary of the report. The report must be read in its entirety, and the reader must review all the detailed information provided in the body of the report prior to making any interpretations, or conclusions pertaining to the information. Any conclusions made by the reader about the information provided in the body of this report which are contradictory or not included in this report are the responsibility of the reader.

### Asbestos

From July 29, 2024 to August 2, 2024, Entek conducted a survey specific to areas designated by the Owner which included all interior and exterior areas of all buildings at the Bowling Green Elementary School-Chacon Language and Science Academy campus.

The results of testing for asbestos during this survey indicate asbestos is present in multiple materials throughout the campus. A quick summary is detailed in the following bullet points, with specifics pertaining to individual materials found in later sections of this report.

#### Materials Found to Contain Asbestos:

##### *Throughout Campus*

- Asbestos cement “transite” water or drain pipe - Assumed to exist below surface grade where found
- White 4" OD hard pack pipe insulation - Assumed to exist on abandoned hot water pipes from old central boiler system in ceiling or wall cavities or below surface grade where found
- White 4" OD hard pack pipe elbow/tee insulation - Assumed to exist on abandoned hot water pipes from old central boiler system in ceiling or wall cavities or below surface grade where found
- Gray window glazing putty - Throughout window systems of the permanent buildings where found
- Stucco - Throughout exterior wall systems of the permanent buildings where found

##### *Office Building*

- Beige with brown streaks 12" vinyl floor tile and black mastic – Throughout office building where found
- Black mastic on concrete - Throughout office building beneath floor finishes
- Tan mastic associated with Gray 4" vinyl base cove - IT Room
- Drywall and joint compound - Throughout southern section of the office building where found
- Skim Coat - Throughout southern section of the office building where found
- Gray caulking - Around roof mounted HVAC units

##### *MPR Building*

- Black mastic associated with dark brown mottled 12" vinyl floor tile - Kitchen
- Dark brown with streaks 12" vinyl floor tile and black mastic – Storage Room
- Yellow square pattern sheet vinyl flooring with paper backing and yellow mastic - Laundry Room Restroom
- Brown spotted 9" vinyl floor tile and black mastic – Northwest corner of stage at landing
- Drywall and joint compound - MPR Room, at ceiling behind the 12" glued-on ceiling tiles
- Cementitious texture plaster - Stage, throughout ceiling
- Asbestos cement “transite” vent pipe - Boiler Room, Above water heater routed towards the ceiling/roof

##### *Therapy Building*

- Black/yellow mastic associated with brown mottled 12" vinyl floor tile - Rooms OH-1 and OH-2
- Light brown streaked 12" vinyl floor tile with black mastic - Room OH-5
- Black mastic associated with light gray mottled 12" vinyl floor tile - Room OH-3



- Beige vinyl floor tile and black mastic sublayer - Room OH-3, beneath the light gray mottled 12" vinyl floor tile
- Drywall and joint compound - Throughout Rooms OH-1 through OH-6, restrooms, and restroom foyers

#### *Building with Classrooms 1 and 2*

- Black/yellow carpet mastic associated with Blue carpet – Classrooms 1 and 2
- Black mastic associated with beige streaked 12" vinyl floor tile - Classroom 1
- Black mastic associated with gray streaked 12" vinyl floor tile - Classrooms 1 and 2
- Gray speckled sheet vinyl flooring with paper backing and yellow mastic - Classroom 2, Restrooms
- Black mastic associated with the concrete slab - Classroom 1
- Drywall and joint compound - Classroom 2, Restrooms

#### *Building with Classrooms 3-6*

- Black mastic associated with the concrete slab
- Beige-Tan vinyl floor tile and black mastic - Beneath the carpet
- Black mastic associated with the concrete slab
- Beige vinyl floor tile and black mastic sublayer - Classrooms 3-6, beneath the Gray 12" vinyl floor tile

#### *Building with Classroom 7 and Counselor 7.5*

- Beige vinyl floor tile and black mastic - Classrooms 16-19, beneath the carpet
- Green vinyl floor tile and black mastic sublayer - Classroom 7, beneath the Gray streaked 12" vinyl floor tile
- Green vinyl floor tile and black mastic sublayer - Classroom 7, beneath the Blue striped carpet
- Tan mortar associated with the Red 6" clay tile base - Counselor 7.5 restroom, at base of walls

#### *Building with Classrooms 8-9.5*

- Yellow mastic associated with the Green 4" vinyl base cove - Storage Room, at base of walls
- Beige with green speckles 9" vinyl floor tile and black mastic – Storage Room
- Black mastic associated with the concrete slab - Throughout floors, where found
- Beige vinyl floor tile and black mastic sublayer - Throughout building, beneath the Blue carpet
- Beige vinyl floor tile and black mastic sublayer - Classrooms 8 and 9, beneath the Gray 12" streaked vinyl floor tile
- White 4" OD hard pack pipe run insulation - Boiler room, at hot water pipes visible in southwest corner of the room
- White 4" OD hard pack pipe elbow/tee insulation - Boiler room, at hot water pipes visible in southwest corner of the room

#### *Building with Classrooms 10, 11, and Library*

- Remnant black floor mastic - PE Storage restroom
- Black mastic associated with the concrete slab - Throughout floors, where found

- Beige vinyl floor tile and black mastic sublayer - Classroom 10, beneath the Gray 12" streaked vinyl floor tile
- Beige vinyl floor tile and black mastic sublayer - Throughout building, beneath the Blue carpet where found
- Drywall and joint compound - Staff Restrooms
- Skim Coat - Staff Restrooms
- Beige streaked 9" vinyl floor tile and black mastic – Telecom Room

### Lead

Entek investigated existing paints and applied coatings to determine if lead was present in these materials. The materials detailed in the following list were all found or assumed to contain more than 5,000 parts per million (ppm) lead and are classified as lead-based paint (LBP). If more than 100 square feet of these materials are impacted by a “trigger task”, prior notification to Cal/OSHA will be required.

- Light blue colored paint - Interior wood wall panels - Office Building
- Beige colored paint - Interior wood wall panels - Throughout interior of permanent buildings where found
- Metal Pipe Boot - Around the roof vent pipes associated with the permanent building throughout campus
- Ceramic glazing - 4" White ceramic wall tile associated with the restrooms inside the Therapy building
- Green colored paint - Metal round support columns associated with covered walkways throughout campus
- Beige colored paint - Exterior metal support I-beams associated with the permanent buildings overhangs throughout campus
- Beige colored paint - Exterior wood support beams associated with covered walkways throughout campus
- Green colored paint - Exterior metal round support columns associated with the permanent buildings overhangs throughout campus
- Gray colored paint - Exterior wood window frame components associated with Building with Classroom 7 and Counselor 7.5
- Beige colored paint - Exterior wood window frame components throughout campus on permanent buildings

The materials detailed in the following list were all found or assumed to contain lead in amounts less than 5,000 ppm and are classified as lead containing paint (LCP). Any work designated by California Occupational Safety Health Administration (Cal/OSHA) as a “trigger task” which will impact these paints, coatings, or materials must be done by properly trained personnel, in compliance with all lead related Cal/OSHA regulations and requirements.

- Light blue colored paint - Interior plaster walls - Office Building, where found
- Light green colored paint - Interior plaster walls - Office Building, Custodial Room
- Beige colored paint - Interior wood wall panels - Building with Classrooms 1 and 2 where found
- White colored paint - Interior wood window frames - Associated with the permanent classroom buildings throughout campus

- Light blue colored paint - Interior wood wall panels - Building with Classrooms 1 and 2 where found
- White colored paint - Interior plaster walls - Building with Classroom 7 and Counselor 7.5
- Tan colored paint - Interior plaster walls/ceilings - Building with Classrooms 8-9.5
- Light green colored paint - Interior wood wall panels - MPR Building where found
- Light green colored paint - Interior plaster walls - MPR Building where found
- Mint green colored paint - Interior metal doors - MPR Building where found
- Beige colored paint - Interior plaster walls - MPR Building where found
- Green colored paint - Exterior wood door frames associated with the permanent classroom buildings throughout campus
- Green colored paint - Exterior metal doors associated with the permanent classroom buildings throughout campus
- Green colored paint - Metal down spouts associated with the permanent buildings and covered walkways throughout campus

All other paints and materials were determined not to contain lead above the analysis method detection limits of 39-97 ppm.

#### Other Hazardous Materials

Entek did not specifically inspect for mercury containing fluorescent light tubes or light ballasts which may contain polychlorinated biphenyls (PCBs) or equipment or systems which may contain Freon or other fluorocarbons. However, due to the age of the school, information pertaining to these materials is included in this report for your use and reference.

#### **Introduction**

This report presents results of an asbestos and lead survey performed by Entek which included all accessible interior and exterior areas of all buildings for an upcoming campus renewal project at Bowling Green Elementary School-Chacon Language and Science Academy located at 6807 Franklin Boulevard in Sacramento, California. It is our understanding that all structures are planned for renovation.

The inspection was conducted by Mr. Jose Hernandez and Mr. Gerald Moralez from July 29, 2024 through August 2, 2024. Mr. Hernandez is a Cal/OSHA Certified Asbestos Consultant (CAC) and State of California Department of Public Health (CDPH) certified Lead Inspector/Assessor. Mr. Moralez is Cal/OSHA Certified Site Surveillance Technician (CSST) and State of California Department of Public Health (CDPH) certified Lead Inspector/Assessor working under the direction of Mr. Hernandez.

This report was requested by Mr. Anthony Lea, Facilities Project Technician with the Sacramento City Unified School District (SCUSD) on behalf of Mr. Chris Ralston, Director III with the SCUSD.

## Building Descriptions

For the purposes of this survey, the Bowling Green Elementary School-Chacon Language and Science Academy campus has been divided up into fifteen distinct buildings or sections. These buildings or sections are referred to as follows:

### *Bowling Green Elementary School*

- Office Building
- MPR Building
- Therapy Building
- Building with Classrooms 1 and 2
- Building with Classrooms 3-6
- Building with Classroom 7 & Counselor 7.5
- Building with Classrooms 8-9.5
- Building with Classroom 10 and Library
- Portables WW Office & WW-1
- Restroom Portable
- Portables WW-2 through WW-6
- Portables WW-7 through WW-11

### *Chacon Language and Science Academy*

- Portables BF-1 & BF-7
- Portables BF-2 through BF-6, BF-8 through BF-17, and Restroom Portable
- Office, Multi-Use Room, and Restroom Portable Building

Interior finish materials found throughout this campus include carpet, vinyl floor tiles, sheet vinyl flooring, rubber vinyl base cove, drywall, plaster, ceramic tile, wood or fiberboard wall panels, glued-on ceiling tiles, nailed-on ceiling tiles, and acoustic ceiling tiles.

Exterior finish materials include stucco, brick and mortar, wood and metal components, and painted wood siding. Most windows on the standalone classroom buildings consist of wood framing with glass panes and glazing putty. The rest of the buildings have aluminum framed windows. Roof systems on the majority of the buildings were a combination of asphaltic and single-ply membrane roofing with various roofing mastics around penetrations. Mechanical systems are roof and wall mounted HVAC units.

The interior walls, ceilings, exteriors, and roofs from the portable buildings were excluded from this survey as they are not planned for renovation as part of this project with the exception of the exterior painted surfaces.

## Asbestos Inspection and Sample Collection Protocols

Entek included all accessible interior and exterior areas of the buildings included in this report, but used only limited methods to look within enclosed wall or ceiling cavities during this investigation. Entek did include all suspect materials observed in, on, or associated with the areas included in this report.

Bulk samples were collected of various materials suspected to contain asbestos by utilizing a power drill and coring tube, cutting the materials with a razor knife, or use of other appropriate hand tools.

Surfacing materials were collected in a statistically random manner representative of the associated homogenous area as required in 40 CFR Part 763, Asbestos-Containing Materials in Schools; Final Rule and Notice, published October 30, 1987, and the Sacramento Metropolitan Air Quality Management District (SMAQMD) Compliance Assistance Advisory published in June 2010.

Thermal system insulation (TSI) materials were collected in a randomly distributed manner from each homogenous area that was not assumed to be ACM as required in 40 CFR Part 763, Asbestos-Containing Materials in Schools; Final Rule and Notice, published October 30, 1987.

Miscellaneous materials were collected from each homogenous area in a manner sufficient to determine whether the material is or is not ACM as required in 40 CFR Part 763, Asbestos-Containing Materials in Schools; Final Rule and Notice, published October 30, 1987.

Approximate locations of all samples collected during this inspection are indicated on the "Bulk Asbestos Material Analysis Request Form for Entek", which served as the chain of custody for the samples, and on the building diagrams attached to this report.

### **Asbestos Bulk Sample Results**

There were several materials observed which are considered "suspect" under US EPA guidelines. Under current US EPA guidelines for conducting building inspections for ACM, all "suspect" materials must be assumed to contain asbestos until otherwise determined by laboratory testing.

The samples of materials suspected of containing asbestos were submitted to Eurofins/EMLab P&K, a laboratory located in Tustin, California. These samples were subsequently analyzed by polarized light microscopy (PLM) with dispersion staining.

The US EPA NESHAP and SMAQMD uses the terms Regulated Asbestos Containing Material (RACM), Category I, and Category II when identifying materials which contain asbestos in amounts greater than 1%. Cal/OSHA uses the term ACCM which indicates a manufactured construction material contains greater than 0.1% asbestos by weight by the PLM method. This definition can be found in Title 8, 1529.

All samples found to contain <1% asbestos by PLM analysis which are not identified as containing >1% asbestos, classified as RACM, CAT-I, or CAT-II materials in the following results tables were additionally analyzed using the 400 point count (PC) method with analysis by PLM. This additional analysis is required by NESHAP and enforced by SMAQMD. The PC method analysis results were used only to verify a material did not contain >1% asbestos as a single layer material, or as a composite result which is provided for materials such as sheet rock/drywall and joint compound used for wall/ceiling systems.

A result reported as none detected or “trace” by the PC method only verified the initial PLM result of <1% and shall not be used to determine the identified material does not contain asbestos. Copies of Asbestech’s laboratory reports and accreditations are attached.

Neither OSHA or Cal/OSHA allow for composite sampling of wall system materials, and neither address the use of the PC method to confirm a material identified as containing <1% asbestos by the PLM method either contains <1% asbestos or is non-detected for asbestos. As a result, reporting of the asbestos content related to a composited material such as sheet rock/drywall and joint compound does not apply to determining if a material is or is not an ACM by OSHA or an ACCM by Cal/OSHA.

A total of 429 bulk samples were collected of all the materials considered to be "suspect" which are expected to be impacted by the renovation/demolition project. Some of those samples contained multiple layers which were individually analyzed to determine their asbestos content. Analysis of all samples collected was by PLM with dispersion staining. Results of the analysis are listed in the following tables:

<b>Suspect Materials Found or Assumed TO Contain Asbestos Throughout Campus</b>					
<b>Sample ID#’s</b>	<b>Suspect Material</b>	<b>Asbestos Content/Type (%) by PLM/PC</b>	<b>Location</b>	<b>NESHAP/ Cal/OSHA Classification</b>	<b>Total Estimated Quantity</b>
106A-C	White 4" OD hard pack pipe run insulation	<b>10% AMOSITE</b> (White Insulation) <b>10% CHRYSOTILE</b> (White Insulation)	Interior Boiler Room at visible pipes and assumed at interior ceiling or wall cavities, exterior below surface grade at old hot water pipe from central boiler unit	RACM	Observed approximately 12 Ln. (Total amounts unknown)
107A	White 4" OD hard pack pipe elbow/tee insulation	<b>10% CHRYSOTILE</b> (White Insulation)	Interior Boiler Room at visible pipes and assumed at interior ceiling or wall cavities, exterior below surface grade at old hot water pipe from central boiler unit	RACM	Observed approximately 3 Ln. (Total amounts unknown)

Suspect Materials Found or Assumed TO Contain Asbestos Throughout Campus					
Sample ID#’s	Suspect Material	Asbestos Content/Type (%) by PLM/PC	Location	NESHAP/ Cal/OSHA Classification	Total Estimated Quantity
142A-G	Gray Stucco, White Stucco	NONE DETECTED (Gray Stucco) <1% CHRYSOTILE (White Stucco) <i>Confirmed by 400 Point Count</i>	Throughout campus at exterior of permanent buildings	ACCM	Undetermined
143A-F	Gray window glazing putty	<1% CHRYSOTILE <i>Confirmed by 400 Point Count</i>	Throughout campus at permanent building windows	ACCM	Undetermined
n/a	Asbestos Cement “Transite” Pipe	Assumed to Contain Asbestos	Throughout campus below surface grade at water or drainage pipe	CAT-II	Unknown if Present

Intentionally Blank

Suspect Materials Found or Assumed TO Contain Asbestos Office Building					
Sample ID#’s	Suspect Material	Asbestos Content/Type (%) by PLM	Location	NESHAP Classification	Total Estimated Quantity
01A-B	Beige with brown streaks 12" vinyl floor tile, black mastic	2% <b>CHRYSOTILE</b> (Floor Tile)	Throughout Office Building where found	CAT-I	2,100 Sq.
		3% <b>CHRYSOTILE</b> (Black Mastic)		CAT-I	2,100 Sq.
02A-B	Gray Concrete, black mastic	NONE DETECTED (Concrete) 3% <b>CHRYSOTILE</b> (Black Mastic)	Throughout Office Building where found	CAT-I (Black Mastic)	2,100 Sq.
05A-B	Light blue speckled sheet vinyl flooring with paper backing, yellow mastic, black mastic	NONE DETECTED (Sheet Vinyl Flooring) NONE DETECTED (Yellow Mastic) 3% <b>CHRYSOTILE</b> (Black Mastic)	Office Restroom and Custodian Closet	CAT-I (Black Mastic)	96 Sq.
09A-B	Gray 4" vinyl base cove, brown mastic, tan mastic	NONE DETECTED (Base Cove) NONE DETECTED (Brown Mastic) 3% <b>CHRYSOTILE</b> (Tan Mastic)	Throughout Office Building where found	CAT-II (Tan Mastic)	95 Sq.
16A-C	Drywall with Joint Compound	<1% <b>CHRYSOTILE</b> (Composite) <i>Confirmed by 400 Point Count</i>	Southern Section of the Office Building where found	RACM	3,200 Sq.
17A-E	Skim Coat	1.5% <b>CHRYSOTILE</b> <i>Confirmed by 400 Point Count</i>	Southern Section of the Office Building where found	RACM	Included in Quantity Above
178A-B	Gray caulking	7% <b>CHRYSOTILE</b>	Roof, Around HVAC units	CAT-II	8 Sq.
<p>The drywall and joint compound will need to be treated and disposed of as RACM since the skim coat was determined to contain greater than 1% asbestos and will become friable when disturbed. Please see sample series 03-04, 06-08, 10-15, &amp; 18-23 in Appendix A for materials found not to contain asbestos in this area. Please refer to table labeled Suspect Materials Found or Assumed TO Contain Asbestos Throughout Campus for additional materials.</p>					



Suspect Materials Found or Assumed TO Contain Asbestos MPR Building					
Sample ID#’s	Suspect Material	Asbestos Content/Type (%) by PLM	Location	NESHAP/ Cal/OSHA Classification	Total Estimated Quantity
24A-D	Dark brown mottled 12" vinyl floor tile, black mastic	NONE DETECTED (Floor Tile) <b>2% CHRYSOTILE</b> (Black Mastic)	Throughout MPR Building where found	CAT-I (Black Mastic)	2,100 Sq.
26A-B	Dark brown streaks 12" vinyl floor tile, black mastic	<b>3% CHRYSOTILE</b> (Floor Tile) <b>5% CHRYSOTILE</b> (Black Mastic)	Storage Room	CAT-I CAT-I	180 Sq. 180 Sq.
29A-B	Yellow square pattern sheet vinyl flooring with paper backing, yellow mastic	<b>20% CHRYSOTILE</b> (Sheet Vinyl Flooring) NONE DETECTED (Yellow Mastic)	Laundry Room Restroom	RACM (Sheet Vinyl Flooring)	32 Sq.
31A-B	Brown spotted 9" vinyl floor tile, black mastic	<b>3% CHRYSOTILE</b> (Floor Tile) <b>5% CHRYSOTILE</b> (Black Mastic)	Northwest corner of stage, at landing	CAT-I CAT-I	30 Sq. 30 Sq.
46A-B	Drywall with joint compound	<1% CHRYSOTILE (Composite) <i>Confirmed by 400 Point Count</i>	MPR Room, at ceiling behind glue-on ceiling tiles	ACCM	3,500 Sq.
47A-C	Cementitious Texture Plaster, brown fireproofing	<b>5% CHRYSOTILE</b> (Brown Fireproofing) NONE DETECTED (White Plaster)	Stage, at ceiling	RACM	950 Sq.
n/a	Asbestos Cement “Transite” Pipe	Assumed to Contain Asbestos (Asbestos Warning Sign Affixed to Boiler Room Entry)	MPR Building - Boiler Room, Above water heater routed towards the ceiling/roof	CAT-II	Observed ~3 Ln. (Total amounts unknown)
Please see sample series 25, 27-28, 30, & 32-45 in Appendix A for materials found not to contain asbestos in this area. Please refer to table labeled Suspect Materials Found or Assumed TO Contain Asbestos Throughout Campus for additional materials.					

Suspect Materials Found or Assumed TO Contain Asbestos Therapy Building					
Sample ID#’s	Suspect Material	Asbestos Content/Type (%) by PLM	Location	NESHAP/ Cal/OSHA Classification	Total Estimated Quantity
48A-B	Brown mottled 12" vinyl floor tile, black/yellow mastic	NONE DETECTED (Floor Tile) <b>5% CHRYSOTILE</b> (Black/Yellow Mastic)	Rooms OH-1 and OH-2 where found	CAT-I (Black Mastic)	600 Sq.
54A-B	Brown mottled 12" vinyl floor tile, black/yellow mastic	NONE DETECTED (Floor Tile) <b>5% CHRYSOTILE</b> (Black/Yellow Mastic)	Room OH-5	CAT-I (Black Mastic)	300 Sq.
55A-B	Light gray mottled 12" vinyl floor tile, black mastic, over beige vinyl floor tile, black mastic	NONE DETECTED (Floor Tile) <b>5% CHRYSOTILE</b> (Black Mastic)	Room OH-3	CAT-I (Black Mastic)	900 Sq.
		NONE DETECTED (Beige Floor Tile) <b>5% CHRYSOTILE</b> (Black Mastic)		CAT-I (Black Mastic)	900 Sq.
60A-D	Drywall with joint compound	<1% CHRYSOTILE (Composite) <i>Confirmed by 400 Point Count</i>	Throughout Therapy Building within the scope of work where found	ACCM	Undetermined
Please see sample series 49-53, 56-59, & 61-64 in Appendix A for materials found not to contain asbestos in this area. Please refer to table labeled Suspect Materials Found or Assumed TO Contain Asbestos Throughout Campus for additional materials.					

Intentionally Blank

Suspect Materials Found or Assumed TO Contain Asbestos Building with Classrooms 1 and 2					
Sample ID#'s	Suspect Material	Asbestos Content/Type (%) by PLM	Location	NESHAP/ Cal/OSHA Classification	Total Estimated Quantity
65A-B	Blue carpet, black/yellow mastic	NONE DETECTED (Blue Carpet) <b>3% CHRYSOTILE</b> (Black/Yellow Mastic)	Classrooms 1 and 2, beneath carpet	CAT-I	Up to 1,270 Sq.
66A-B	Beige streak 12" vinyl floor tile, black mastic	NONE DETECTED (Floor Tile) <b>3% CHRYSOTILE</b> (Black Mastic)	Classroom 1 near restroom	CAT-I (Black Mastic)	10 Sq.
67A-B	Gray streak 12" vinyl floor tile, black mastic	NONE DETECTED (Floor Tile) <b>2% CHRYSOTILE</b> (Black Mastic)	Classrooms 1 and 2 where found	CAT-I (Black Mastic)	1,100 Sq.
71A-B	Gray speckled sheet vinyl flooring with paper backing, yellow mastic with fibrous material, tan fibrous material	NONE DETECTED (Sheet Vinyl Flooring) <b>5% CHRYSOTILE</b> (Yellow Mastic with Fibrous Debris) <b>30% CHRYSOTILE</b> (Tan Fibrous Material)	Classroom 2, at restrooms	RACM	48 Sq.
Please note the sheet vinyl flooring associated with sample series 71 must be treated and disposed of as RACM since all layers are unlikely to be separated during removal activities.					
72A-B	Concrete slab, black mastic	NONE DETECTED (Concrete) <b>3% CHRYSOTILE</b> (Black Mastic)	Classrooms 1 and 2, beneath flooring where found	CAT-1 (Black Mastic)	Up to 2,356 Sq.
74A-B	Drywall with joint compound	<1% CHRYSOTILE (Composite) <i>Confirmed by 400 Point Count</i>	Classroom 2, at restrooms	ACCM	320 Sq.
Please see sample series 68-70, 73, & 75-76 in Appendix A for materials found not to contain asbestos in this area. Please refer to table labeled Suspect Materials Found or Assumed TO Contain Asbestos Throughout Campus for additional materials.					

Suspect Materials Found or Assumed TO Contain Asbestos Building with Classrooms 3-6					
Sample ID#’s	Suspect Material	Asbestos Content/Type (%) by PLM	Location	NESHAP Classification	Total Estimated Quantity
77A-B	Blue carpet, yellow mastic, tan floor tile sublayer, black mastic	NONE DETECTED (Blue Carpet) NONE DETECTED (Yellow Mastic) <b>3% CHRYSOTILE</b> (Tan Floor Tile) <b>3% CHRYSOTILE</b> (Black Mastic)	Throughout Building with Classrooms 3-6, where found	CAT-I (Tan Floor Tile)  CAT-I (Black Mastic)	Up to 3,596 Sq.  3,596 Sq.
78A-B	Concrete slab, black mastic	NONE DETECTED (Concrete) <b>3% CHRYSOTILE</b> (Black Mastic)	Throughout Building with Classrooms 3-6, where found	CAT-1 (Black Mastic)	Included in Quantity Above
79A-C	Gray 12" vinyl floor tile, yellow mastic, beige vinyl floor tile sublayer, black mastic	NONE DETECTED (Gray Floor Tile) NONE DETECTED (Yellow Mastic) <b>3% CHRYSOTILE</b> (Beige Floor Tile) <b>3% CHRYSOTILE</b> (Black Mastic)	Throughout Building with Classrooms 3-6, where found	CAT-I (Beige Floor Tile)  CAT-I (Black Mastic)	Up to 3,596 Sq.  3,596 Sq.
Please see sample series 80-85 in Appendix A for materials found not to contain asbestos in this area. Please refer to table labeled Suspect Materials Found or Assumed TO Contain Asbestos Throughout Campus for additional materials.					

Intentionally Blank

Suspect Materials Found or Assumed TO Contain Asbestos Building with Classroom 7 and Counselor 7.5					
Sample ID#s	Suspect Material	Asbestos Content/Type (%) by PLM	Location	NESHAP Classification	Total Estimated Quantity
86A-B	Concrete slab, black mastic	NONE DETECTED (Concrete) <b>2% CHRYSOTILE</b> (Black Mastic)	Throughout Building with Classroom 7 and Counselor 7.5, where found	CAT-1 (Black Mastic)	Up to 1,407 Sq.
87A-B	Gray streak 12" vinyl floor tile, yellow mastic, green vinyl floor tile sublayer, black mastic	NONE DETECTED (Gray Floor Tile) NONE DETECTED (Yellow Mastic) <b>3% CHRYSOTILE</b> (Green Floor Tile) <b>3% CHRYSOTILE</b> (Black Mastic)	Classroom 7, near entryways	CAT-I (Green Floor Tile)  CAT-I (Black Mastic)	Up to 50 Sq.  50 Sq.
88A-B	Blue carpet, yellow mastic, green floor tile sublayer, black mastic	NONE DETECTED (Blue Carpet) NONE DETECTED (Yellow Mastic) <b>3% CHRYSOTILE</b> (Green Floor Tile) <b>3% CHRYSOTILE</b> (Black Mastic)	Classroom 7	CAT-I (Green Floor Tile)  CAT-I (Black Mastic)	Up to 1,015 Sq.  1,015 Sq.
94A-B	Red 6" clay tile base, gray grout, tan mortar	NONE DETECTED (Red Tile) NONE DETECTED (Gray Grout) <b>2% CHRYSOTILE</b> (Tan Mortar)	Counselor 7.5 restroom	CAT-II (Tan Mortar)	13 Sq.
Please see sample series 89-93, 95 in Appendix A for materials found not to contain asbestos in this area. Please refer to table labeled Suspect Materials Found or Assumed TO Contain Asbestos Throughout Campus for additional materials.					

Suspect Materials Found or Assumed TO Contain Asbestos Building with Classrooms 8-9.5					
Sample ID#’s	Suspect Material	Asbestos Content/Type (%) by PLM	Location	NESHAP Classification	Total Estimated Quantity
96A-B	Green 4" vinyl base cove, yellow mastic	NONE DETECTED (Base Cove) <b>2% CHRYSOTILE</b> (Yellow Mastic)	Storage Room	CAT-II (Yellow Mastic)	16 Sq.
97A-B	Beige with green speckles 9" vinyl floor tile, black mastic	<b>3% CHRYSOTILE</b> (Floor Tile) <b>3% CHRYSOTILE</b> (Black Mastic)	Storage Room	CAT-I CAT-I	120 Sq. 120 Sq.
98A-B	Concrete slab, black mastic	NONE DETECTED (Concrete) <b>2% CHRYSOTILE</b> (Black Mastic)	Throughout Building with Classrooms 8-9.5, where found	CAT-1 (Black Mastic)	Up to 1,485 Sq.
99A-B	Blue carpet, yellow mastic, beige floor tile sublayer, black mastic	NONE DETECTED (Blue Carpet) NONE DETECTED (Yellow Mastic) <b>3% CHRYSOTILE</b> (Beige Floor Tile) <b>3% CHRYSOTILE</b> (Black Mastic)	Throughout Building with Classrooms 8-9.5, where found	CAT-I (Beige Floor Tile) CAT-I (Black Mastic)	Up to 1,620 Sq. 1,620 Sq.
100A-B	Gray streak 12" vinyl floor tile, yellow mastic, beige vinyl floor tile sublayer, black mastic	NONE DETECTED (Gray Floor Tile) NONE DETECTED (Yellow Mastic) <b>3% CHRYSOTILE</b> (Beige Floor Tile) <b>3% CHRYSOTILE</b> (Black Mastic)	Classrooms 8 and 9	CAT-I (Beige Floor Tile) CAT-I (Black Mastic)	Up to 600 Sq. 600 Sq.
106A-C	White 4" OD hard pack pipe run insulation	<b>10% AMOSITE</b> (White Insulation) <b>10% CHRYSOTILE</b> (White Insulation)	Interior Boiler Room at visible pipes and assumed at exterior below surface grade at old hot water pipe from central boiler unit	RACM	Observed ~12 Ln. (Total amounts unknown)
107A	White 4" OD hard pack pipe elbow/tee insulation	<b>10% CHRYSOTILE</b> (White Insulation)	Interior Boiler Room at visible pipes and assumed at exterior below surface grade at old hot water pipe from central boiler unit	RACM	Observed ~ 3 Ln. (Total amounts unknown)

Suspect Materials Found or Assumed TO Contain Asbestos Building with Classrooms 8-9.5					
Sample ID#'s	Suspect Material	Asbestos Content/Type (%) by PLM	Location	NESHAP Classification	Total Estimated Quantity
Please see sample series 101-105 in Appendix A for materials found not to contain asbestos in this area. Please refer to table labeled Suspect Materials Found or Assumed TO Contain Asbestos Throughout Campus for additional materials.					

Suspect Materials Found or Assumed TO Contain Asbestos Building with Classrooms 10, 11, and Library					
Sample ID#'s	Suspect Material	Asbestos Content/Type (%) by PLM	Location	NESHAP Classification	Total Estimated Quantity
108A-B	Remnant black floor mastic	<b>3% CHRYSOTILE</b>	PE Storage Restroom	CAT-I	80 Sq.
109A-B	Concrete slab, black mastic	NONE DETECTED (Concrete) <b>2% CHRYSOTILE</b> (Black Mastic)	Throughout Building with Classrooms 10, 11, and Library, where found	CAT-1 (Black Mastic)	Up to 4,430 Sq.
110A-B	Gray streak 12" vinyl floor tile, beige mastic, beige vinyl floor tile sublayer, black mastic	NONE DETECTED (Gray Floor Tile) NONE DETECTED (Beige Mastic) <b>5% CHRYSOTILE</b> (Beige Floor Tile) <b>3% CHRYSOTILE</b> (Black Mastic)	Classroom 10	CAT-I (Beige Floor Tile)  CAT-I (Black Mastic)	Up to 300 Sq.  300Sq.
112A-B	Blue carpet, beige mastic, beige floor tile sublayer, black mastic	NONE DETECTED (Blue Carpet) NONE DETECTED (Beige Mastic) <b>5% CHRYSOTILE</b> (Beige Floor Tile) <b>3% CHRYSOTILE</b> (Black Mastic)	Throughout Building with Classrooms 10, 11, and Library, where found	CAT-I (Beige Floor Tile)  CAT-I (Black Mastic)	Up to 4,060 Sq.  4,060 Sq.
120A-B	Drywall with joint compound	<1% CHRYSOTILE (Composite) <i>Confirmed by 400 Point Count</i>	South Staff Restrooms, throughout walls and ceiling	RACM	600 Sq.
121A-C	Skim Coat	<b>2% CHRYSOTILE</b> <i>Confirmed by 400 Point Count</i>	South Staff Restrooms, throughout walls and ceiling	RACM	Included in Quantity Above

Suspect Materials Found or Assumed TO Contain Asbestos Building with Classrooms 10, 11, and Library					
Sample ID#'s	Suspect Material	Asbestos Content/Type (%) by PLM	Location	NESHAP Classification	Total Estimated Quantity
125A-B	Beige streak 9" vinyl floor tile, black mastic	5% <b>CHRYSOTILE</b> (Floor Tile)	Telecom Room	CAT-I	80 Sq.
		3% <b>CHRYSOTILE</b> (Black Mastic)		CAT-I	80 Sq.
The drywall and joint compound will need to be treated and disposed of as RACM since the skim coat was determined to contain greater than 1% asbestos and will become friable when disturbed. Please see sample series 111, 113-119, 122-124, & 90 in Appendix A for materials found not to contain asbestos in this area. Please refer to table labeled Suspect Materials Found or Assumed TO Contain Asbestos Throughout Campus for additional materials.					

**NOTE:** Any CAT-I or CAT-II materials identified in the previous tables which will be subjected to mechanical removal, must be considered RACM for the purposes of notification to SMAQMD and classification of waste. Removal of any CAT-I or CAT-II materials prior to demolition of a building is dependent upon how the materials will be impacted and if the impact will cause the materials to become friable. If any remaining CAT-I or CAT-II materials will become friable they must be removed prior to the initiation of demolition.

**NOTE:** Cal/OSHA regulates all materials containing greater than 0.1% asbestos. As a result, impact to materials identified as ACCM and ACM must be performed by properly asbestos trained personnel utilizing appropriate personal protection, work practices, as well as, properly constructed and demarcated work areas or containments, in accordance with Cal/OSHA asbestos regulations.

All sample number noted in the tables above start with EGG-24-7283-

The tables above provide an estimate of the amount of materials in square feet (Sq.) or linear feet (Ln.). **Contractors are responsible for quantifying the exact quantity of materials impacted by the renovation or demolition and shall not rely on the quantities in the above tables.**

US EPA AHERA uses three terms when determining the classification of a material for the purpose of sampling. These terms include miscellaneous, surfacing, and thermal system insulation (TSI).

Miscellaneous materials are building materials on structural components, structural members or fixtures, such as floor and ceiling tiles, and does not include surfacing material or TSI.

Surfacing materials are materials that are sprayed-on, troweled-on, or otherwise applied to surfaces, such as acoustical plaster on ceiling and fireproofing materials on structural members, or other materials on surfaces for acoustical, fireproofing, or other purposes.



TSI is material applied to pipes, fittings, boilers, breeching, tanks, ducts, or other structural components to prevent heat loss or gain, water condensation, or for other purposes.

The information provided in this report are for use by the Owner in determining where asbestos containing materials are located, and whether or not any future work may impact those materials. The information is also provided for use by any contractor who may perform work in areas impacting the materials listed in this report, and for use as appropriate by asbestos abatement contractors to provide costs related to work impacting ACM.

Any building materials which are considered “suspect” for containing asbestos which have not been identified in this report must be assumed to contain asbestos in amounts >1% until properly investigated and/or tested.

Materials commonly excluded from being suspected for containing asbestos include, but are not limited to: unwrapped pink and yellow fiberglass insulating materials or products, foam insulation, bare concrete, wood, metal, plastic, or glass. All other types of building materials or coatings on the materials listed above are commonly listed as “suspect” and must be tested prior to impact by a Contractor. Work impacting these untested or newly discovered materials must cease until an investigation can be completed.

## **Asbestos Regulatory Requirements**

### US EPA

The property included in this survey report is located in Sacramento County. Sacramento Metropolitan Air Quality Management District (SMAQMD) has been given authority for enforcement of the NESHAP regulations by means of their own rules (Rule 902).

A demolition is the wrecking, taking out, or burning of any load supporting structural member. A renovation is everything else. Ten day written notification to the SMAQMD is required prior to the performance of any demolition project regardless of asbestos being present or not. This notification would also apply to any renovation project which involves the wrecking, taking out, or burning of any load bearing structural member during a renovation as well.

There is a sufficient amount of ACM present to require a 10 day notification to the SMAQMD be submitted prior to starting work which will impact materials identified as RACM or Category I and Category II materials if they are made friable. If more than 160 square feet, 260 linear feet or 35 cubic feet of RACM is planned for removal on the project, formal written notification to SMAQMD is required.

### Cal/OSHA

Disturbance of any ACM or ACCM could generate airborne asbestos fibers and would be regulated by Cal/OSHA. Cal/OSHA worker health and safety regulations apply during any disturbance of ACM or ACCM by a person while in the employ of another. This is true regardless of friability or quantity disturbed.

Since it has been estimated more than 100 square feet of ACCM and ACM does exist and may be impacted during the upcoming project, a licensed asbestos contractor, certified by the State of California, and registered with Cal/OSHA is recommended to perform the asbestos related removal work.

For compliance with Title 8, Section 341.9, the asbestos contractor must send written notice at least one day (24 hours) prior to start of any work which will impact any amount of asbestos to the local office for the State of California, Department of Occupational Safety and Health, and perform all work in accordance with Cal/OSHA requirements.

### Lead Inspection, Sampling, & Results

An X-Ray Fluorescence (XRF) instrument was utilized as a screening tool in order to determine the presence or absence of lead in paints, coatings, and glazed ceramic tiles throughout the campus.

A total of 18 bulk samples of the painted surfaces from various locations throughout the site that had inconclusive XRF results were collected and submitted to Eurofins/EMLab P&K a laboratory located in Tustin, CA. These samples were subsequently analyzed by atomic absorption spectrometry (AAS). Results of the XRF readings and laboratory results are listed in the following tables:

<b>Paints/Coatings/ Materials Determined to be Lead Based Paint (LBP)</b>		
<b>Paint/Coating Color or Material</b>	<b>Lead Content (mg/cm<sup>2</sup> or ppm)</b>	<b>Component/Location</b>
Light Blue Paint	1.1 mg/cm <sup>2</sup>	Interior Wood Wall Panels / Office Building, Where Found
Beige Paint	1.8 mg/cm <sup>2</sup>	Interior Wood Wall Panels / Throughout Permanent Classroom Buildings, Where Found
Metal Pipe Boot	5.8 mg/cm <sup>2</sup>	Metal Pipe Boot / Throughout Campus at Metal Vent Pipes on Roofs
Ceramic Glazing	8.9 mg/cm <sup>2</sup>	4"x4" White Ceramic Wall Tile / Therapy Building, At Walls of Restrooms between Classrooms
Green Paint	5.0 mg/cm <sup>2</sup>	Exterior Metal Round Support Columns / Throughout Covered Walkways
Beige Paint	3.8 mg/cm <sup>2</sup>	Exterior Metal Support I-Beams / Throughout Overhangs of Permanent Buildings
Beige Paint	3.1 mg/cm <sup>2</sup>	Exterior Wood Support Beams / Throughout Ceilings of Covered Walkways
Green Paint	2.9 mg/cm <sup>2</sup>	Exterior Metal Round Support Columns / Throughout Overhangs of Permanent Buildings

<b>Paints/Coatings/ Materials Determined to be Lead Based Paint (LBP)</b>		
<b>Paint/Coating Color or Material</b>	<b>Lead Content (mg/cm<sup>2</sup> or ppm)</b>	<b>Component/Location</b>
Gray Paint	3.5 mg/cm <sup>2</sup>	Exterior Wooden Window Trim / Building with Classroom 7 and Counselor 7.5, Where Found
Beige Paint	3.4 mg/cm <sup>2</sup>	Exterior Wooden Window Trim / Throughout Permanent Classroom Buildings, Where Found
Green Paint	54,000 ppm	Exterior Metal Down Spout / Throughout Exterior of Permanent Buildings and Covered Walkways, Where Found

LBP - Materials/coatings/paints meeting the definition of lead-based paint as defined by the CDPH and the US EPA, currently defined as containing lead in concentrations equal to or greater than 1.0 mg/cm<sup>2</sup>, 5,000 ppm, or 0.5% by weight.

<b>Paints/Coatings/ Materials Determined to be Lead Containing Paint (LCP)</b>		
<b>Paint/Coating Color or Material</b>	<b>Lead Content (mg/cm<sup>2</sup> or ppm)</b>	<b>Component/Location</b>
Light Blue Paint	0.4 mg/cm <sup>2</sup>	Interior Plaster Walls / Throughout Office Building, Where Found
Beige Paint	0.1 mg/cm <sup>2</sup>	Interior Drywall Walls / Throughout Walls of the Office Building
Light Green Paint	0.1 mg/cm <sup>2</sup>	Interior Plaster Walls / Office Building, Throughout Walls and Ceiling of the Custodial Room
Beige Paint	0.1 mg/cm <sup>2</sup>	Interior Wood Wall Panels / Throughout Building with Classrooms 1 and 2, Where Found
White Paint	0.1 mg/cm <sup>2</sup>	Interior Wood Window Frame / Throughout Permanent Buildings, Where Found
Light Blue Paint	0.1 mg/cm <sup>2</sup>	Interior Wood Wall Panels / Throughout Building with Classrooms 1 and 2, Where Found
White Paint	0.1 mg/cm <sup>2</sup>	Interior Plaster Walls / Building with Classroom 7 and Counselor 7.5, Throughout Walls Where Found
Tan Paint	0.1 mg/cm <sup>2</sup>	Interior Plaster Walls and Ceilings / Building with Classrooms 8-9.5, Throughout Walls and Ceilings Where Found
Light Green Paint	0.3 mg/cm <sup>2</sup>	Interior Wood Wall Panels / Throughout MPR Building Where Found

Paints/Coatings/ Materials Determined to be Lead Containing Paint (LCP)		
Paint/Coating Color or Material	Lead Content (mg/cm <sup>2</sup> or ppm)	Component/Location
Light Green Paint	0.2 mg/cm <sup>2</sup>	Interior Plaster Walls / Throughout MPR Building, Where Found
Mint Green Paint	0.1 mg/cm <sup>2</sup>	Interior Metal Doors / Throughout MPR Building, Where Found
Beige Paint	0.1 mg/cm <sup>2</sup>	Interior Plaster Walls / Throughout MPR Building, Where Found
Green Paint	0.3 mg/cm <sup>2</sup>	Exterior Wood Door Frame / Throughout Permanent Buildings, Where Found
Green Paint	0.2 mg/cm <sup>2</sup>	Exterior Metal Door / Throughout Permanent Buildings, Where Found
White Paint	270 ppm	Interior Drywall Ceilings / Throughout Therapy Building, Where Found
Beige Paint	160 ppm	Interior Drywall Walls / Throughout Therapy Building, Where Found
Beige Paint	450 ppm	Exterior Stucco / Throughout Permanent Buildings, Where Found
Gray Paint	40 ppm	Exterior Stucco / Building with Classroom 7 and Counselor 7.5

LCP - Materials/coatings/paints which contain measurable amounts of lead. The disturbance of these materials/coatings/paints is regulated by Cal/OSHA.

All other paints and materials were determined not to contain lead above the analysis method detection limits of 39-97 ppm.

### Lead Regulatory Compliance

Any upcoming project which may result in the disturbance of lead containing products or surfaces, but is not intended to remediate a lead hazard or specifically designed to remove LBP to reduce or eliminate a known hazard, would be considered “lead related construction work”.

Lead related construction work does not fit the classification of a “lead abatement project” under CDPH Title 17 regulations. “*Abatement*” is defined in Title 17, Division 1, Chapter 8, Article 1 as “any set of measures designed to reduce or eliminate lead hazards or LBP for public and residential buildings, but does not include containment or cleaning.” A *lead hazard* is defined in Title 17, Division 1, Chapter 8, Article 1 as “deteriorated LBP, lead contaminated dust, lead contaminated soil, disturbing LBP or presumed LBP without containment, or any other nuisance which may result in persistent and quantifiable lead exposure.”

*Lead related construction work* means any “construction, alteration, painting, demolition, salvage, renovation, repair, or maintenance of any residential or public building, including preparation and cleanup, that, by using or disturbing lead-containing material or soil, may result in significant exposure of adults or children to lead”. (Title 17, California Code of Regulations, Division 1, Chapter 8, Article 1).

Currently, Cal/OSHA has not established a definition for LBP, nor have they established minimum concentrations where their regulations do not apply. Cal/OSHA regulates all construction activities involving materials containing lead, including LBP. These regulations are found in CCR, Title 8 Section 1532.1 (§1532.1) Lead in Construction.

Since Cal/OSHA has not established a concentration of lead in a product where their regulations do not apply, any disturbance to products containing lead come under the jurisdiction of Cal/OSHA and their regulations. Disturbance of paints/coatings or materials determined to be LBP may trigger a pre-work notification to Cal/OSHA if “trigger tasks” disturb 100 square feet or more of those paints/coatings or materials. Trigger tasks are described in Title 8 CCR 1532.1.

### **Fluorescent Light Tubes and Polychlorinated Biphenyls (PCBs)**

Fluorescent light tubes which contain mercury are considered a universal waste and must be packaged and recycled appropriately if they are removed from a building and not used again. The regulation, called the Universal Waste Rule, are in the California Code of Regulations (CCR), Title 22, Division 4.5, Chapter 23.

Fluorescent light tubes are the bulb or tube portion of an electric lighting device and are commonly referred to as “lamps”. Examples of other common electric lamps considered to be universal wastes include, but are not limited to, high intensity discharge, neon, mercury vapor, high pressure sodium, and metal halide lamps. Any lamp which is not spent and has been designated to be reused is not classified as a waste and does not meet the requirements of a hazardous waste or a universal waste.

Spent lamps typically contain concentrations of mercury exceeding the established Total Threshold Limit Concentration (TTLC) and/or the Soluble Threshold Limit Concentration (STLC) values. Therefore, these lamps must be sent to an authorized recycle facility or to a universal waste consolidator for shipment to an authorized recycling facility.

At a minimum, if removed lamps will not be reused they must be packaged in boxes/packages/containers which are structurally sound, adequate to prevent breakage, and compatible with the content of the lamps. These packages must remain closed and be free of damage which could cause leakage under reasonably foreseeable conditions. Each container must be labeled or marked clearly with one of the following phrases: “Universal Waste Lamp(s),” or “Waste Lamp(s),” or “Used Lamp(s).” Entek recommends shipping any lamp not designated for reuse to a universal waste recycling facility once they have been packaged.

PCB containing light ballasts are to be considered a hazardous waste, and must be properly manifested for transport to a hazardous waste facility. Any contractor who may perform PCB

related work (inspection, removal, clean-up) must be trained and qualified to do so. All workers must also follow current OSHA regulations including 29 CFR 1910.120 and 8 CCR 5192, as well as, other applicable federal, state, and local laws, and regulations. While light ballasts marked “No PCB” are not considered a hazardous waste, they are considered a universal waste. As a result, removal, packaging, and disposal/recycling of these types of ballasts must be conducted in accordance with current regulations of Title 22.

### **Freon and Fluorocarbons**

Freon and other fluorocarbon products associated with HVAC systems, refrigerators, etc. may be present in or on the exterior of the buildings included in this investigation. Prior to demolition of a structure or removal of existing HVAC systems, refrigerators, or any other type of equipment which typically uses these types of coolant products shall have the coolant materials investigated prior to their demolition and removed from the mechanical systems and recycled in accordance with Cal/EPA requirements.

### **Limitations**

Entek inspected all specified interior and exterior areas of all buildings located at the Bowling Green Elementary School-Chacon Language and Science Academy campus. The information provided in this inspection report may not be used to extend the inspection results to areas not included in this report without additional review and sampling as necessary.

Entek did not perform destructive sampling to look into ceiling and wall cavities. As a result, it may be possible for materials to be hidden in these areas which are not included in this report. Entek also did not employ any destructive measures on floors of interior spaces or exterior areas covered with asphalt, concrete, or dirt.

If any new materials not listed as having been sampled, or listed as assumed for containing asbestos in this report are discovered, the new material must be assumed to contain asbestos until properly inspected and tested for asbestos content.

Entek’s policy is to retain a full copy of these written documents for three (3) years once the file is closed. At the end of the 3 year period the written files will be destroyed without further notice. It is suggested copies of the file(s) are maintained as per the District’s policy.

Entek will be providing only this electronic copy of the report and its attachments for your use. Thank you for choosing Entek for your environmental needs. Please call me at (916) 632-6800 if you have any questions regarding this report.

Prepared By:



Jose Hernandez, CAC, I/A  
Project Manager

Reviewed By:



Blake Howes, CAC, I/A  
Vice President

## Appendices

- A. Asbestos Related Documents
- B. Lead Related Documents
- C. Backup Documents

## **APPENDIX A**

### **ASBESTOS RELATED DOCUMENTS**

- Bulk Asbestos Analysis Report From Eurofins/EMLab P&K-Tustin
- Bulk Asbestos Material Analysis Request Form for Entek
- Asbestos Bulk Sample Location Drawing
- SMAQMD Asbestos Survey Form
- SMAQMD Demolition/Renovation Form  
(To be completed by Owner)





Built Environment Testing



ENTEK  
CONSULTING GROUP, INC.

Report for:

**Jose Hernandez, Gerald Morales**  
**Entek Consulting Group**  
4200 Rocklin Road, Suite 7  
Rocklin, CA 95677

Regarding: Eurofins EPK Built Environment Testing, LLC  
Project: 24-7283 Sacramento City USD; Bowling Green Elementary School 4211 Turnbridge Drive Sacramento, CA 95823  
EML ID: 3744201

Approved by:

Approved Signatory  
Danny Li

REVISED REPORT

Dates of Analysis:  
Asbestos PLM: 08-16-2024 to 09-10-2024

Service SOPs: Asbestos PLM (EPA 40CFR App E to Sub E of Part 763 & EPA METHOD 600/R-93-116, SOP EM-AS-S-1267)  
NVLAP Lab Code 200757-0

All samples were received in acceptable condition unless noted in the Report Comments portion in the body of the report. The results relate only to the samples as received and tested. The results include an inherent uncertainty of measurement associated with estimating percentages by polarized light microscopy. Measurement uncertainty data for sample results with >1% asbestos concentration can be provided when requested.

Eurofins EPK Built Environment Testing, LLC ("the Company"), a member of the Eurofins Built Environment Testing group of companies, shall have no liability to the client or the client's customer with respect to decisions or recommendations made, actions taken or courses of conduct implemented by either the client or the client's customer as a result of or based upon the Test Results. In no event shall the Company be liable to the client with respect to the Test Results except for the Company's own willful misconduct or gross negligence nor shall the Company be liable for incidental or consequential damages or lost profits or revenues to the fullest extent such liability may be disclaimed by law, even if the Company has been advised of the possibility of such damages, lost profits or lost revenues. In no event shall the Company's liability with respect to the Test Results exceed the amount paid to the Company by the client therefor.

**Eurofins EPK Built Environment Testing, LLC**

2841 Dow Avenue, Suite 300, Tustin, CA 92780

(833) 465-5857 www.eurofinsus.com/Built

Client: Entek Consulting Group

C/O: Jose Hernandez, Gerald Morales

Re: 24-7283 Sacramento City USD; Bowling Green

Elementary School 4211 Turnbridge Drive

Sacramento, CA 95823

Date of Sampling: 07-29-2024

Date of Receipt: 08-13-2024

Date of Report: 09-10-2024

**ASBESTOS PLM REPORT**

**Total Samples Submitted:** 429

**Total Samples Analyzed:** 379

**Total Samples with Layer Asbestos Content > 1%:** 44

**Location: ECG-24-7283-01A, 12"x12" Beige with Brown Streaks Vinyl Floor Tile with Black Mastic/Office Building, Admin Area, Southwest Corner**

Lab ID-Version‡: 18439602-1

Sample Layers	Asbestos Content
Beige Floor Tile	2% Chrysotile
Black Mastic	3% Chrysotile
<b>Sample Composite Homogeneity:</b> Moderate	

**Comments:** Samples ECG-24-7283-01B and ECG-24-7283-01C were not analyzed due to prior positive series.

**Location: ECG-24-7283-02A, Concrete Slab/Office Building, Office, Northwest Side**

Lab ID-Version‡: 18439605-1

Sample Layers	Asbestos Content
Gray Concrete	ND
Black Mastic	3% Chrysotile
<b>Sample Composite Homogeneity:</b> Moderate	

**Comments:** Sample ECG-24-7283-02B was not analyzed due to prior positive series.

**Location: ECG-24-7283-03A, Yellow Carpet Mastic/Office Building, Admin Area, Southeast Corner**

Lab ID-Version‡: 18439607-1

Sample Layers	Asbestos Content
Yellow Mastic	ND
<b>Sample Composite Homogeneity:</b> Good	

The test report shall not be reproduced except in full, without written approval of the laboratory. The report must not be used by the client to claim product certification, approval, or endorsement by NVLAP, NIST, or any agency of the federal government. The Company reserves the right to dispose of all samples after a period of thirty (30) days, according to all state and federal guidelines, unless otherwise specified.

All components not quantified as asbestos content and non-asbestos content are considered to be non-fibrous matrix components. Matrix components may include, but are not limited to, gypsum, paint, silicate minerals, vinyl, binder, calcium carbonate, tar, and foam.

Inhomogeneous samples are separated into homogeneous subsamples and analyzed individually. ND means no fibers were detected. When detected, the minimum detection and reporting limit is less than 1% unless point counting is performed. Floor tile samples may contain large amounts of interference material and it is recommended that the sample be analyzed by gravimetric point count analysis to lower the detection limit and to aid in asbestos identification.

‡ A "Version" indicated by "-x" after the Lab ID# with a value greater than 1 indicates a sample with amended data. The revision number is reflected by the value of "x". This report replaces the previous report released on August 20, 2024.

**Eurofins EPK Built Environment Testing, LLC**

2841 Dow Avenue, Suite 300, Tustin, CA 92780

(833) 465-5857 www.eurofinsus.com/Built

Client: Entek Consulting Group

C/O: Jose Hernandez, Gerald Morales

Re: 24-7283 Sacramento City USD; Bowling Green

Elementary School 4211 Turnbridge Drive

Sacramento, CA 95823

Date of Sampling: 07-29-2024

Date of Receipt: 08-13-2024

Date of Report: 09-10-2024

**ASBESTOS PLM REPORT**

**Location: ECG-24-7283-03B, Yellow Carpet Mastic/Office Building, Admin Area, North**

**Side by Desk**

Lab ID-Version‡: 18439608-1

Sample Layers	Asbestos Content
Yellow Mastic	ND
<b>Sample Composite Homogeneity:</b> Good	

The test report shall not be reproduced except in full, without written approval of the laboratory. The report must not be used by the client to claim product certification, approval, or endorsement by NVLAP, NIST, or any agency of the federal government. The Company reserves the right to dispose of all samples after a period of thirty (30) days, according to all state and federal guidelines, unless otherwise specified.

All components not quantified as asbestos content and non-asbestos content are considered to be non-fibrous matrix components. Matrix components may include, but are not limited to, gypsum, paint, silicate minerals, vinyl, binder, calcium carbonate, tar, and foam.

Inhomogeneous samples are separated into homogeneous subsamples and analyzed individually. ND means no fibers were detected. When detected, the minimum detection and reporting limit is less than 1% unless point counting is performed. Floor tile samples may contain large amounts of interference material and it is recommended that the sample be analyzed by gravimetric point count analysis to lower the detection limit and to aid in asbestos identification.

‡ A "Version" indicated by "-x" after the Lab ID# with a value greater than 1 indicates a sample with amended data. The revision number is reflected by the value of "x". This report replaces the previous report released on August 20, 2024.

**Eurofins EPK Built Environment Testing, LLC**

2841 Dow Avenue, Suite 300, Tustin, CA 92780

(833) 465-5857 www.eurofinsus.com/Built

Client: Entek Consulting Group

C/O: Jose Hernandez, Gerald Morales

Re: 24-7283 Sacramento City USD; Bowling Green

Elementary School 4211 Turnbridge Drive

Sacramento, CA 95823

Date of Sampling: 07-29-2024

Date of Receipt: 08-13-2024

Date of Report: 09-10-2024

**ASBESTOS PLM REPORT**

**Location: ECG-24-7283-04A, 12"x12" Gray Mottled Vinyl Floor Tile with Black Mastic/  
Office Building, IT Room, Southwest Corner**

Lab ID-Version‡: 18439609-1

Sample Layers	Asbestos Content
Light Gray Floor Tile	ND
Black Mastic	ND
<b>Sample Composite Homogeneity:</b> Moderate	

**Location: ECG-24-7283-04B, 12"x12" Gray Mottled Vinyl Floor Tile with Black Mastic/  
Office Building, IT Room, Northeast Side**

Lab ID-Version‡: 18439610-1

Sample Layers	Asbestos Content
Light Gray Floor Tile	ND
Black Mastic	ND
<b>Sample Composite Homogeneity:</b> Moderate	

**Location: ECG-24-7283-05A, Light Blue Speckled Sheet Vinyl Flooring with Paper  
Backing and Yellow Mastic/Office Building, Custodian Closet**

Lab ID-Version‡: 18439611-1

Sample Layers	Asbestos Content
Blue Sheet Flooring with Fibrous Backing	ND
Yellow Mastic	ND
<b>Composite Non-Asbestos Content:</b>	10% Glass Fibers 5% Cellulose
<b>Sample Composite Homogeneity:</b> Poor	

The test report shall not be reproduced except in full, without written approval of the laboratory. The report must not be used by the client to claim product certification, approval, or endorsement by NVLAP, NIST, or any agency of the federal government. The Company reserves the right to dispose of all samples after a period of thirty (30) days, according to all state and federal guidelines, unless otherwise specified.

All components not quantified as asbestos content and non-asbestos content are considered to be non-fibrous matrix components. Matrix components may include, but are not limited to, gypsum, paint, silicate minerals, vinyl, binder, calcium carbonate, tar, and foam.

Inhomogeneous samples are separated into homogeneous subsamples and analyzed individually. ND means no fibers were detected. When detected, the minimum detection and reporting limit is less than 1% unless point counting is performed. Floor tile samples may contain large amounts of interference material and it is recommended that the sample be analyzed by gravimetric point count analysis to lower the detection limit and to aid in asbestos identification.

‡ A "Version" indicated by "-x" after the Lab ID# with a value greater than 1 indicates a sample with amended data. The revision number is reflected by the value of "x". This report replaces the previous report released on August 20, 2024.

**Eurofins EPK Built Environment Testing, LLC**

2841 Dow Avenue, Suite 300, Tustin, CA 92780

(833) 465-5857 www.eurofinsus.com/Built

Client: Entek Consulting Group

C/O: Jose Hernandez, Gerald Morales

Re: 24-7283 Sacramento City USD; Bowling Green

Elementary School 4211 Turnbridge Drive

Sacramento, CA 95823

Date of Sampling: 07-29-2024

Date of Receipt: 08-13-2024

Date of Report: 09-10-2024

**ASBESTOS PLM REPORT**

**Location: ECG-24-7283-05B, Light Blue Speckled Sheet Vinyl Flooring with Paper Backing and Yellow-Black Mastic/Office Building, Office Restroom, Southeast Side**

Lab ID-Version‡: 18439612-1

Sample Layers	Asbestos Content
Blue Sheet Flooring with Fibrous Backing	ND
Yellow Mastic	ND
Black Mastic	3% Chrysotile
<b>Composite Non-Asbestos Content:</b>	10% Glass Fibers 5% Cellulose
<b>Sample Composite Homogeneity:</b>	Poor

The test report shall not be reproduced except in full, without written approval of the laboratory. The report must not be used by the client to claim product certification, approval, or endorsement by NVLAP, NIST, or any agency of the federal government. The Company reserves the right to dispose of all samples after a period of thirty (30) days, according to all state and federal guidelines, unless otherwise specified.

All components not quantified as asbestos content and non-asbestos content are considered to be non-fibrous matrix components. Matrix components may include, but are not limited to, gypsum, paint, silicate minerals, vinyl, binder, calcium carbonate, tar, and foam.

Inhomogeneous samples are separated into homogeneous subsamples and analyzed individually. ND means no fibers were detected. When detected, the minimum detection and reporting limit is less than 1% unless point counting is performed. Floor tile samples may contain large amounts of interference material and it is recommended that the sample be analyzed by gravimetric point count analysis to lower the detection limit and to aid in asbestos identification.

‡ A "Version" indicated by "-x" after the Lab ID# with a value greater than 1 indicates a sample with amended data. The revision number is reflected by the value of "x". This report replaces the previous report released on August 20, 2024.

**Eurofins EPK Built Environment Testing, LLC**

2841 Dow Avenue, Suite 300, Tustin, CA 92780

(833) 465-5857 www.eurofinsus.com/Built

Client: Entek Consulting Group

C/O: Jose Hernandez, Gerald Morales

Re: 24-7283 Sacramento City USD; Bowling Green

Elementary School 4211 Turnbridge Drive

Sacramento, CA 95823

Date of Sampling: 07-29-2024

Date of Receipt: 08-13-2024

Date of Report: 09-10-2024

**ASBESTOS PLM REPORT**

**Location: ECG-24-7283-06A, Beige Pebble Pattern Sheet Vinyl Flooring with Paper Backing and Yellow Mastic/Office Building, Nurse Office Restroom, Northeast at Door**

Lab ID-Version‡: 18439613-1

Sample Layers	Asbestos Content
Beige Sheet Flooring with Fibrous Backing	ND
Yellow Mastic	ND
<b>Composite Non-Asbestos Content:</b>	10% Cellulose 10% Synthetic Fibers
<b>Sample Composite Homogeneity:</b>	Poor

**Location: ECG-24-7283-06B, Beige Pebble Pattern Sheet Vinyl Flooring with Paper Backing and Yellow Mastic/Office Building, Nurse Office Restroom, Northwest at Door**

Lab ID-Version‡: 18439614-1

Sample Layers	Asbestos Content
Beige Sheet Flooring with Fibrous Backing	ND
Yellow Mastic	ND
<b>Composite Non-Asbestos Content:</b>	10% Cellulose 10% Synthetic Fibers
<b>Sample Composite Homogeneity:</b>	Poor

**Location: ECG-24-7283-07A, 12"x12" Beige Mottled Vinyl Floor Tile with Black Mastic ( Patch)/Office Building, Work Room, Northwest Corner**

Lab ID-Version‡: 18439615-1

Sample Layers	Asbestos Content
Beige Floor Tile	ND
Black/Yellow Mastic	ND
<b>Sample Composite Homogeneity:</b>	Moderate

The test report shall not be reproduced except in full, without written approval of the laboratory. The report must not be used by the client to claim product certification, approval, or endorsement by NVLAP, NIST, or any agency of the federal government. The Company reserves the right to dispose of all samples after a period of thirty (30) days, according to all state and federal guidelines, unless otherwise specified.

All components not quantified as asbestos content and non-asbestos content are considered to be non-fibrous matrix components. Matrix components may include, but are not limited to, gypsum, paint, silicate minerals, vinyl, binder, calcium carbonate, tar, and foam.

Inhomogeneous samples are separated into homogeneous subsamples and analyzed individually. ND means no fibers were detected. When detected, the minimum detection and reporting limit is less than 1% unless point counting is performed. Floor tile samples may contain large amounts of interference material and it is recommended that the sample be analyzed by gravimetric point count analysis to lower the detection limit and to aid in asbestos identification.

‡ A "Version" indicated by "-x" after the Lab ID# with a value greater than 1 indicates a sample with amended data. The revision number is reflected by the value of "x". This report replaces the previous report released on August 20, 2024.

**Eurofins EPK Built Environment Testing, LLC**

2841 Dow Avenue, Suite 300, Tustin, CA 92780

(833) 465-5857 www.eurofinsus.com/Built

Client: Entek Consulting Group

C/O: Jose Hernandez, Gerald Morales

Re: 24-7283 Sacramento City USD; Bowling Green

Elementary School 4211 Turnbridge Drive

Sacramento, CA 95823

Date of Sampling: 07-29-2024

Date of Receipt: 08-13-2024

Date of Report: 09-10-2024

**ASBESTOS PLM REPORT**

**Location: ECG-24-7283-07B, 12"x12" Beige Mottled Vinyl Floor Tile with Black Mastic (Patch)/Office Building, Work Room, Southwest Side**

Lab ID-Version‡: 18439616-1

Sample Layers	Asbestos Content
Beige Floor Tile	ND
Black/Yellow Mastic	ND
<b>Sample Composite Homogeneity:</b> Moderate	

The test report shall not be reproduced except in full, without written approval of the laboratory. The report must not be used by the client to claim product certification, approval, or endorsement by NVLAP, NIST, or any agency of the federal government. The Company reserves the right to dispose of all samples after a period of thirty (30) days, according to all state and federal guidelines, unless otherwise specified.

All components not quantified as asbestos content and non-asbestos content are considered to be non-fibrous matrix components. Matrix components may include, but are not limited to, gypsum, paint, silicate minerals, vinyl, binder, calcium carbonate, tar, and foam.

Inhomogeneous samples are separated into homogeneous subsamples and analyzed individually. ND means no fibers were detected. When detected, the minimum detection and reporting limit is less than 1% unless point counting is performed. Floor tile samples may contain large amounts of interference material and it is recommended that the sample be analyzed by gravimetric point count analysis to lower the detection limit and to aid in asbestos identification.

‡ A "Version" indicated by "-x" after the Lab ID# with a value greater than 1 indicates a sample with amended data. The revision number is reflected by the value of "x". This report replaces the previous report released on August 20, 2024.

**Eurofins EPK Built Environment Testing, LLC**

2841 Dow Avenue, Suite 300, Tustin, CA 92780

(833) 465-5857 www.eurofinsus.com/Built

Client: Entek Consulting Group

C/O: Jose Hernandez, Gerald Morales

Re: 24-7283 Sacramento City USD; Bowling Green

Elementary School 4211 Turnbridge Drive

Sacramento, CA 95823

Date of Sampling: 07-29-2024

Date of Receipt: 08-13-2024

Date of Report: 09-10-2024

**ASBESTOS PLM REPORT****Location: ECG-24-7283-08A, Beige Speckled Vinyl Floor Tile with Paper Backing and Yellow Mastic/Office Building, North All Gender Restroom, Northwest Corner**

Lab ID-Version‡: 18439617-1

Sample Layers	Asbestos Content
Beige Sheet Flooring with Fibrous Backing	ND
Yellow Mastic	ND
<b>Composite Non-Asbestos Content:</b>	10% Synthetic Fibers 5% Cellulose
<b>Sample Composite Homogeneity:</b>	Poor

**Location: ECG-24-7283-08B, Beige Speckled Vinyl Floor Tile with Paper Backing and Yellow Mastic/Office Building, South All Gender Restroom, Southwest Corner**

Lab ID-Version‡: 18439618-1

Sample Layers	Asbestos Content
Beige Sheet Flooring with Fibrous Backing	ND
Yellow Mastic	ND
<b>Composite Non-Asbestos Content:</b>	10% Synthetic Fibers 5% Cellulose
<b>Sample Composite Homogeneity:</b>	Poor

**Location: ECG-24-7283-09A, 4" Gray Vinyl Base Cove with Brown Mastic/Office Building, Office, West Wall**

Lab ID-Version‡: 18439619-1

Sample Layers	Asbestos Content
Gray Baseboard	ND
Brown Mastic	ND
<b>Sample Composite Homogeneity:</b>	Moderate

**Location: ECG-24-7283-09B, 4" Gray Vinyl Base Cove with Tan Mastic/Office Building, IT Room, South Wall**

Lab ID-Version‡: 18439620-1

Sample Layers	Asbestos Content
Gray Baseboard	ND
Tan Mastic	3% Chrysotile
<b>Sample Composite Homogeneity:</b>	Moderate

The test report shall not be reproduced except in full, without written approval of the laboratory. The report must not be used by the client to claim product certification, approval, or endorsement by NVLAP, NIST, or any agency of the federal government. The Company reserves the right to dispose of all samples after a period of thirty (30) days, according to all state and federal guidelines, unless otherwise specified.

All components not quantified as asbestos content and non-asbestos content are considered to be non-fibrous matrix components. Matrix components may include, but are not limited to, gypsum, paint, silicate minerals, vinyl, binder, calcium carbonate, tar, and foam.

Inhomogeneous samples are separated into homogeneous subsamples and analyzed individually. ND means no fibers were detected. When detected, the minimum detection and reporting limit is less than 1% unless point counting is performed. Floor tile samples may contain large amounts of interference material and it is recommended that the sample be analyzed by gravimetric point count analysis to lower the detection limit and to aid in asbestos identification.

‡ A "Version" indicated by "-x" after the Lab ID# with a value greater than 1 indicates a sample with amended data. The revision number is reflected by the value of "x". This report replaces the previous report released on August 20, 2024.



**Eurofins EPK Built Environment Testing, LLC**

2841 Dow Avenue, Suite 300, Tustin, CA 92780

(833) 465-5857 www.eurofinsus.com/Built

Client: Entek Consulting Group

C/O: Jose Hernandez, Gerald Morales

Re: 24-7283 Sacramento City USD; Bowling Green

Elementary School 4211 Turnbridge Drive

Sacramento, CA 95823

Date of Sampling: 07-29-2024

Date of Receipt: 08-13-2024

Date of Report: 09-10-2024

**ASBESTOS PLM REPORT**

**Location: ECG-24-7283-10A, 4" Dark Brown Vinyl Base Cove with Brown Mastic/Office**

**Building, Nurse Office, North Wall**

Lab ID-Version‡: 18439621-1

Sample Layers	Asbestos Content
Dark Brown Baseboard	ND
Brown Mastic	ND
<b>Sample Composite Homogeneity:</b> Moderate	

**Location: ECG-24-7283-10B, 4" Dark Brown Vinyl Base Cove with Tan Mastic/Office**

**Building, Work Room, East Wall**

Lab ID-Version‡: 18439622-1

Sample Layers	Asbestos Content
Dark Brown Baseboard	ND
Yellow Mastic	ND
<b>Sample Composite Homogeneity:</b> Moderate	

**Location: ECG-24-7283-11A, 4" Black Vinyl Base Cove with Brown Mastic/Office**

**Building, Conference Room, West Wall**

Lab ID-Version‡: 18439623-1

Sample Layers	Asbestos Content
Black Baseboard	ND
Yellow Mastic	ND
<b>Sample Composite Homogeneity:</b> Moderate	

**Location: ECG-24-7283-12A, 6" Black Vinyl Base Cove with Brown Mastic/Office**

**Building, Conference Room, West Wall**

Lab ID-Version‡: 18439624-1

Sample Layers	Asbestos Content
Tan Baseboard	ND
Cream Mastic	ND
<b>Sample Composite Homogeneity:</b> Moderate	

The test report shall not be reproduced except in full, without written approval of the laboratory. The report must not be used by the client to claim product certification, approval, or endorsement by NVLAP, NIST, or any agency of the federal government. The Company reserves the right to dispose of all samples after a period of thirty (30) days, according to all state and federal guidelines, unless otherwise specified.

All components not quantified as asbestos content and non-asbestos content are considered to be non-fibrous matrix components. Matrix components may include, but are not limited to, gypsum, paint, silicate minerals, vinyl, binder, calcium carbonate, tar, and foam.

Inhomogeneous samples are separated into homogeneous subsamples and analyzed individually. ND means no fibers were detected. When detected, the minimum detection and reporting limit is less than 1% unless point counting is performed. Floor tile samples may contain large amounts of interference material and it is recommended that the sample be analyzed by gravimetric point count analysis to lower the detection limit and to aid in asbestos identification.

‡ A "Version" indicated by "-x" after the Lab ID# with a value greater than 1 indicates a sample with amended data. The revision number is reflected by the value of "x". This report replaces the previous report released on August 20, 2024.

**Eurofins EPK Built Environment Testing, LLC**

2841 Dow Avenue, Suite 300, Tustin, CA 92780

(833) 465-5857 www.eurofinsus.com/Built

Client: Entek Consulting Group

C/O: Jose Hernandez, Gerald Morales

Re: 24-7283 Sacramento City USD; Bowling Green

Elementary School 4211 Turnbridge Drive

Sacramento, CA 95823

Date of Sampling: 07-29-2024

Date of Receipt: 08-13-2024

Date of Report: 09-10-2024

**ASBESTOS PLM REPORT**

**Location: ECG-24-7283-13A, 4" Brown Vinyl Base Cove with Tan Mastic/Office Building, Work Room, Southwest Wall**

Lab ID-Version‡: 18439625-1

Sample Layers	Asbestos Content
Brown Baseboard	ND
Tan Mastic	ND
<b>Sample Composite Homogeneity:</b> Moderate	

**Location: ECG-24-7283-14A, Plaster Board/Office Building, IT Room, West Side South Wall**

Lab ID-Version‡: 18439626-1

Sample Layers	Asbestos Content
White Plaster	ND
White Drywall with Brown Paper	ND
<b>Composite Non-Asbestos Content:</b>	10% Cellulose
<b>Sample Composite Homogeneity:</b>	Moderate

**Location: ECG-24-7283-14B, Plaster Board/Office Building, IT Room, East Side South Wall**

Lab ID-Version‡: 18439627-1

Sample Layers	Asbestos Content
White Plaster	ND
White Drywall with Brown Paper	ND
<b>Composite Non-Asbestos Content:</b>	10% Cellulose
<b>Sample Composite Homogeneity:</b>	Moderate

**Location: ECG-24-7283-15A, Plaster/Office Building, IT Room, South Wall**

Lab ID-Version‡: 18439628-1

Sample Layers	Asbestos Content
White Plaster	ND
<b>Sample Composite Homogeneity:</b> Moderate	

The test report shall not be reproduced except in full, without written approval of the laboratory. The report must not be used by the client to claim product certification, approval, or endorsement by NVLAP, NIST, or any agency of the federal government. The Company reserves the right to dispose of all samples after a period of thirty (30) days, according to all state and federal guidelines, unless otherwise specified.

All components not quantified as asbestos content and non-asbestos content are considered to be non-fibrous matrix components. Matrix components may include, but are not limited to, gypsum, paint, silicate minerals, vinyl, binder, calcium carbonate, tar, and foam.

Inhomogeneous samples are separated into homogeneous subsamples and analyzed individually. ND means no fibers were detected. When detected, the minimum detection and reporting limit is less than 1% unless point counting is performed. Floor tile samples may contain large amounts of interference material and it is recommended that the sample be analyzed by gravimetric point count analysis to lower the detection limit and to aid in asbestos identification.

‡ A "Version" indicated by "-x" after the Lab ID# with a value greater than 1 indicates a sample with amended data. The revision number is reflected by the value of "x". This report replaces the previous report released on August 20, 2024.

**Eurofins EPK Built Environment Testing, LLC**

2841 Dow Avenue, Suite 300, Tustin, CA 92780

(833) 465-5857 www.eurofinsus.com/Built

Client: Entek Consulting Group

C/O: Jose Hernandez, Gerald Morales

Re: 24-7283 Sacramento City USD; Bowling Green

Elementary School 4211 Turnbridge Drive

Sacramento, CA 95823

Date of Sampling: 07-29-2024

Date of Receipt: 08-13-2024

Date of Report: 09-10-2024

**ASBESTOS PLM REPORT**

**Location: ECG-24-7283-15B, Plaster/Office Building, Nurse Office, North Wall**

Lab ID-Version‡: 18439629-1

Sample Layers	Asbestos Content
Off-White Foam	ND
White Plaster	ND
Off-White Plaster	ND
<b>Sample Composite Homogeneity:</b> Moderate	

**Location: ECG-24-7283-15C, Plaster/Office Building, Office, East Wall**

Lab ID-Version‡: 18439630-1

Sample Layers	Asbestos Content
White Plaster	ND
Off-White Plaster	ND
<b>Sample Composite Homogeneity:</b> Moderate	

**Location: ECG-24-7283-15D, Plaster/Office Building, Custodian Closet, North Wall**

Lab ID-Version‡: 18439631-1

Sample Layers	Asbestos Content
White Plaster	ND
Off-White Plaster	ND
<b>Sample Composite Homogeneity:</b> Moderate	

**Location: ECG-24-7283-15E, Plaster/Office Building, Office Restroom, South Wall**

Lab ID-Version‡: 18439632-1

Sample Layers	Asbestos Content
White Plaster	ND
Off-White Plaster	ND
<b>Sample Composite Homogeneity:</b> Moderate	

The test report shall not be reproduced except in full, without written approval of the laboratory. The report must not be used by the client to claim product certification, approval, or endorsement by NVLAP, NIST, or any agency of the federal government. The Company reserves the right to dispose of all samples after a period of thirty (30) days, according to all state and federal guidelines, unless otherwise specified.

All components not quantified as asbestos content and non-asbestos content are considered to be non-fibrous matrix components. Matrix components may include, but are not limited to, gypsum, paint, silicate minerals, vinyl, binder, calcium carbonate, tar, and foam.

Inhomogeneous samples are separated into homogeneous subsamples and analyzed individually. ND means no fibers were detected. When detected, the minimum detection and reporting limit is less than 1% unless point counting is performed. Floor tile samples may contain large amounts of interference material and it is recommended that the sample be analyzed by gravimetric point count analysis to lower the detection limit and to aid in asbestos identification.

‡ A "Version" indicated by "-x" after the Lab ID# with a value greater than 1 indicates a sample with amended data. The revision number is reflected by the value of "x". This report replaces the previous report released on August 20, 2024.

**Eurofins EPK Built Environment Testing, LLC**

2841 Dow Avenue, Suite 300, Tustin, CA 92780

(833) 465-5857 www.eurofinsus.com/Built

Client: Entek Consulting Group

C/O: Jose Hernandez, Gerald Morales

Re: 24-7283 Sacramento City USD; Bowling Green

Elementary School 4211 Turnbridge Drive

Sacramento, CA 95823

Date of Sampling: 07-29-2024

Date of Receipt: 08-13-2024

Date of Report: 09-10-2024

**ASBESTOS PLM REPORT**

**Location: ECG-24-7283-16A, Drywall and Joint Compound/Office Building, Nurse Office Restroom, Northwest Corner**

Lab ID-Version‡: 18439633-1

Sample Layers	Asbestos Content
Off-White Joint Compound	2% Chrysotile
White Drywall with Brown Paper	ND
<b>Composite Asbestos Fibrous Content:</b>	< 1% Asbestos
<b>Composite Non-Asbestos Content:</b>	10% Cellulose
<b>Sample Composite Homogeneity:</b>	Moderate

**Comments:** Samples ECG-24-7283-16B and ECG-24-7283-16C were not analyzed due to prior positive series. Composite asbestos content provided is only for Drywall/Joint compound. Composite content provided for this analysis has been performed by following the NESHAP guidelines.

**Location: ECG-24-7283-17A, Skim Coat/Office Building, Nurse Office, South Wall**

Lab ID-Version‡: 18439636-1

Sample Layers	Asbestos Content
Off-White Skim Coat	2% Chrysotile
Brown Paper	ND
<b>Composite Non-Asbestos Content:</b>	25% Cellulose
<b>Sample Composite Homogeneity:</b>	Moderate

**Comments:** Samples ECG-24-7283-17B through ECG-24-7283-17E were not analyzed due to prior positive series.

**Location: ECG-24-7283-18A, Plastic Wall Panel Glue/Office Building, North All Gender Restroom, North Side West Wall**

Lab ID-Version‡: 18439641-1

Sample Layers	Asbestos Content
Cream Glue	ND
<b>Sample Composite Homogeneity:</b>	Good

**Location: ECG-24-7283-18B, Plastic Wall Panel Glue/Office Building, South All Gender Restroom, South Side West Wall**

Lab ID-Version‡: 18439642-1

Sample Layers	Asbestos Content
Cream Glue	ND
<b>Sample Composite Homogeneity:</b>	Good

The test report shall not be reproduced except in full, without written approval of the laboratory. The report must not be used by the client to claim product certification, approval, or endorsement by NVLAP, NIST, or any agency of the federal government. The Company reserves the right to dispose of all samples after a period of thirty (30) days, according to all state and federal guidelines, unless otherwise specified.

All components not quantified as asbestos content and non-asbestos content are considered to be non-fibrous matrix components. Matrix components may include, but are not limited to, gypsum, paint, silicate minerals, vinyl, binder, calcium carbonate, tar, and foam.

Inhomogeneous samples are separated into homogeneous subsamples and analyzed individually. ND means no fibers were detected. When detected, the minimum detection and reporting limit is less than 1% unless point counting is performed. Floor tile samples may contain large amounts of interference material and it is recommended that the sample be analyzed by gravimetric point count analysis to lower the detection limit and to aid in asbestos identification.

‡ A "Version" indicated by "-x" after the Lab ID# with a value greater than 1 indicates a sample with amended data. The revision number is reflected by the value of "x". This report replaces the previous report released on August 20, 2024.

**Eurofins EPK Built Environment Testing, LLC**

2841 Dow Avenue, Suite 300, Tustin, CA 92780

(833) 465-5857 www.eurofinsus.com/Built

Client: Entek Consulting Group

C/O: Jose Hernandez, Gerald Morales

Re: 24-7283 Sacramento City USD; Bowling Green

Elementary School 4211 Turnbridge Drive

Sacramento, CA 95823

Date of Sampling: 07-29-2024

Date of Receipt: 08-13-2024

Date of Report: 09-10-2024

**ASBESTOS PLM REPORT**

**Location: ECG-24-7283-19A, 12"x12" Glue-On Off-White Ceiling Tile Pinhole and Fissure/Office Building, Work Room, Northeast Side**

Lab ID-Version‡: 18439643-1

Sample Layers	Asbestos Content
Light Gray Ceiling Tile with White Surface	ND
<b>Composite Non-Asbestos Content:</b>	60% Cellulose 25% Glass Fibers
<b>Sample Composite Homogeneity:</b>	Moderate

**Location: ECG-24-7283-19B, 12"x12" Glue-On Off-White Ceiling Tile Pinhole and Fissure/Office Building, Work Room, Northwest Side**

Lab ID-Version‡: 18439644-1

Sample Layers	Asbestos Content
Light Gray Ceiling Tile with White Surface	ND
<b>Composite Non-Asbestos Content:</b>	60% Cellulose 25% Glass Fibers
<b>Sample Composite Homogeneity:</b>	Moderate

**Location: ECG-24-7283-20A, 12"x12" Nail-In Beige Ceiling Tile Pinhole and Fissure/Office Building, Work Room, East Side**

Lab ID-Version‡: 18439645-1

Sample Layers	Asbestos Content
Tan Ceiling Tile with White Surface	ND
<b>Composite Non-Asbestos Content:</b>	95% Cellulose
<b>Sample Composite Homogeneity:</b>	Moderate

**Location: ECG-24-7283-21A, 12"x12" Nail-In White Ceiling Tile Pinhole and Fissure (Patch)/Office Building, Work Room, East Side**

Lab ID-Version‡: 18439646-1

Sample Layers	Asbestos Content
Light Gray Ceiling Tile with White Surface	ND
<b>Composite Non-Asbestos Content:</b>	60% Cellulose 25% Glass Fibers
<b>Sample Composite Homogeneity:</b>	Moderate

The test report shall not be reproduced except in full, without written approval of the laboratory. The report must not be used by the client to claim product certification, approval, or endorsement by NVLAP, NIST, or any agency of the federal government. The Company reserves the right to dispose of all samples after a period of thirty (30) days, according to all state and federal guidelines, unless otherwise specified.

All components not quantified as asbestos content and non-asbestos content are considered to be non-fibrous matrix components. Matrix components may include, but are not limited to, gypsum, paint, silicate minerals, vinyl, binder, calcium carbonate, tar, and foam.

Inhomogeneous samples are separated into homogeneous subsamples and analyzed individually. ND means no fibers were detected. When detected, the minimum detection and reporting limit is less than 1% unless point counting is performed. Floor tile samples may contain large amounts of interference material and it is recommended that the sample be analyzed by gravimetric point count analysis to lower the detection limit and to aid in asbestos identification.

‡ A "Version" indicated by "-x" after the Lab ID# with a value greater than 1 indicates a sample with amended data. The revision number is reflected by the value of "x". This report replaces the previous report released on August 20, 2024.

**Eurofins EPK Built Environment Testing, LLC**

2841 Dow Avenue, Suite 300, Tustin, CA 92780

(833) 465-5857 www.eurofinsus.com/Built

Client: Entek Consulting Group

C/O: Jose Hernandez, Gerald Morales

Re: 24-7283 Sacramento City USD; Bowling Green

Elementary School 4211 Turnbridge Drive

Sacramento, CA 95823

Date of Sampling: 07-29-2024

Date of Receipt: 08-13-2024

Date of Report: 09-10-2024

**ASBESTOS PLM REPORT****Location: ECG-24-7283-22A, 12"x12" Nail-In White Ceiling Tile Pinhole/Office****Building, Conference Room, Northeast Corner**

Lab ID-Version‡: 18439647-1

Sample Layers	Asbestos Content
Light Gray Ceiling Tile with White Surface	ND
<b>Composite Non-Asbestos Content:</b>	60% Cellulose 25% Glass Fibers
<b>Sample Composite Homogeneity:</b>	Moderate

**Location: ECG-24-7283-22B, 12"x12" Nail-In White Ceiling Tile Pinhole/Office****Building, Admin Area, North Wall**

Lab ID-Version‡: 18439648-1

Sample Layers	Asbestos Content
Tan Ceiling Tile with White Surface	ND
<b>Composite Non-Asbestos Content:</b>	95% Cellulose
<b>Sample Composite Homogeneity:</b>	Moderate

**Location: ECG-24-7283-23A, 12"x12" Glue-On Ceiling Tile Pinhole/Office Building, Conference Room, North Wall**

Lab ID-Version‡: 18439649-1

Sample Layers	Asbestos Content
Tan Ceiling Tile with White Surface	ND
<b>Composite Non-Asbestos Content:</b>	95% Cellulose
<b>Sample Composite Homogeneity:</b>	Moderate

**Location: ECG-24-7283-23B, 12"x12" Glue-On Ceiling Tile Pinhole/Office Building, Admin Area, North Wall**

Lab ID-Version‡: 18439650-1

Sample Layers	Asbestos Content
Light Gray Ceiling Tile with White Surface	ND
<b>Composite Non-Asbestos Content:</b>	60% Cellulose 25% Glass Fibers
<b>Sample Composite Homogeneity:</b>	Moderate

The test report shall not be reproduced except in full, without written approval of the laboratory. The report must not be used by the client to claim product certification, approval, or endorsement by NVLAP, NIST, or any agency of the federal government. The Company reserves the right to dispose of all samples after a period of thirty (30) days, according to all state and federal guidelines, unless otherwise specified.

All components not quantified as asbestos content and non-asbestos content are considered to be non-fibrous matrix components. Matrix components may include, but are not limited to, gypsum, paint, silicate minerals, vinyl, binder, calcium carbonate, tar, and foam.

Inhomogeneous samples are separated into homogeneous subsamples and analyzed individually. ND means no fibers were detected. When detected, the minimum detection and reporting limit is less than 1% unless point counting is performed. Floor tile samples may contain large amounts of interference material and it is recommended that the sample be analyzed by gravimetric point count analysis to lower the detection limit and to aid in asbestos identification.

‡ A "Version" indicated by "-x" after the Lab ID# with a value greater than 1 indicates a sample with amended data. The revision number is reflected by the value of "x". This report replaces the previous report released on August 20, 2024.

**Eurofins EPK Built Environment Testing, LLC**

2841 Dow Avenue, Suite 300, Tustin, CA 92780

(833) 465-5857 www.eurofinsus.com/Built

Client: Entek Consulting Group

C/O: Jose Hernandez, Gerald Morales

Re: 24-7283 Sacramento City USD; Bowling Green

Elementary School 4211 Turnbridge Drive

Sacramento, CA 95823

Date of Sampling: 07-29-2024

Date of Receipt: 08-13-2024

Date of Report: 09-10-2024

**ASBESTOS PLM REPORT**

**Location: ECG-24-7283-24A, 12"x12" Dark Brown Mottled Vinyl Floor Tile with Black Mastic/MPR Building, Kitchen, Northeast Corner**

Lab ID-Version‡: 18439651-1

Sample Layers	Asbestos Content
Brown Floor Tile	ND
Black Mastic	< 1% Chrysotile
<b>Sample Composite Homogeneity:</b> Moderate	

**Location: ECG-24-7283-24B, 12"x12" Dark Brown Mottled Vinyl Floor Tile with Black Mastic/MPR Building, MPR Room, East Side**

Lab ID-Version‡: 18439652-1

Sample Layers	Asbestos Content
Brown Floor Tile	ND
Black Mastic	2% Chrysotile
<b>Sample Composite Homogeneity:</b> Moderate	

**Comments:** Samples ECG-24-7283-24C and ECG-24-7283-24D were not analyzed due to prior positive series.

**Location: ECG-24-7283-25A, 12"x12" Brown Mottled Vinyl Floor Tile with Black Mastic/MPR Building, MPR Room, West Side**

Lab ID-Version‡: 18439655-1

Sample Layers	Asbestos Content
Brown Floor Tile	ND
Black Mastic	ND
<b>Sample Composite Homogeneity:</b> Good	

**Location: ECG-24-7283-25B, 12"x12" Brown Mottled Vinyl Floor Tile with Black Mastic/MPR Building, Kitchen, Northeast Corner**

Lab ID-Version‡: 18439656-1

Sample Layers	Asbestos Content
Brown Floor Tile	ND
Black Mastic	ND
<b>Sample Composite Homogeneity:</b> Good	

The test report shall not be reproduced except in full, without written approval of the laboratory. The report must not be used by the client to claim product certification, approval, or endorsement by NVLAP, NIST, or any agency of the federal government. The Company reserves the right to dispose of all samples after a period of thirty (30) days, according to all state and federal guidelines, unless otherwise specified.

All components not quantified as asbestos content and non-asbestos content are considered to be non-fibrous matrix components. Matrix components may include, but are not limited to, gypsum, paint, silicate minerals, vinyl, binder, calcium carbonate, tar, and foam.

Inhomogeneous samples are separated into homogeneous subsamples and analyzed individually. ND means no fibers were detected. When detected, the minimum detection and reporting limit is less than 1% unless point counting is performed. Floor tile samples may contain large amounts of interference material and it is recommended that the sample be analyzed by gravimetric point count analysis to lower the detection limit and to aid in asbestos identification.

‡ A "Version" indicated by "-x" after the Lab ID# with a value greater than 1 indicates a sample with amended data. The revision number is reflected by the value of "x". This report replaces the previous report released on August 20, 2024.

**Eurofins EPK Built Environment Testing, LLC**

2841 Dow Avenue, Suite 300, Tustin, CA 92780

(833) 465-5857 www.eurofinsus.com/Built

Client: Entek Consulting Group

C/O: Jose Hernandez, Gerald Morales

Re: 24-7283 Sacramento City USD; Bowling Green

Elementary School 4211 Turnbridge Drive

Sacramento, CA 95823

Date of Sampling: 07-29-2024

Date of Receipt: 08-13-2024

Date of Report: 09-10-2024

**ASBESTOS PLM REPORT**

**Location: ECG-24-7283-26A, 12"x12" Dark Brown Streaks Vinyl Floor Tile with Black Mastic/MPR Building, Storage Room, Northwest Side**

Lab ID-Version‡: 18439657-1

Sample Layers	Asbestos Content
Brown Floor Tile	3% Chrysotile
Black Mastic	5% Chrysotile
<b>Sample Composite Homogeneity:</b> Good	

Comments: Samples ECG-24-7283-26B was not analyzed due to prior positive series.

**Location: ECG-24-7283-27A, 12"x12" Beige Mottled Vinyl Floor Tile with Yellow Mastic/MPR Building, MPR Room, Stage, Northwest Corner**

Lab ID-Version‡: 18439659-1

Sample Layers	Asbestos Content
Beige Floor Tile	ND
Yellow Mastic	ND
<b>Sample Composite Homogeneity:</b> Good	

**Location: ECG-24-7283-27B, 12"x12" Beige Mottled Vinyl Floor Tile with Yellow Mastic/MPR Building, Entry, Southeast Side Outside of Men's Restroom**

Lab ID-Version‡: 18439660-1

Sample Layers	Asbestos Content
Beige Floor Tile	ND
Yellow Mastic	ND
<b>Sample Composite Homogeneity:</b> Good	

**Location: ECG-24-7283-28A, 12"x12" Beige Speckled Vinyl Floor Tile with Paperback and Tan Mastic/MPR Building, Women's Restroom, Northwest Side at Door**

Lab ID-Version‡: 18439661-1

Sample Layers	Asbestos Content
Beige Sheet Flooring with Fibrous Backing	ND
Tan Mastic	ND
<b>Composite Non-Asbestos Content:</b>	20% Cellulose
<b>Sample Composite Homogeneity:</b> Good	

The test report shall not be reproduced except in full, without written approval of the laboratory. The report must not be used by the client to claim product certification, approval, or endorsement by NVLAP, NIST, or any agency of the federal government. The Company reserves the right to dispose of all samples after a period of thirty (30) days, according to all state and federal guidelines, unless otherwise specified.

All components not quantified as asbestos content and non-asbestos content are considered to be non-fibrous matrix components. Matrix components may include, but are not limited to, gypsum, paint, silicate minerals, vinyl, binder, calcium carbonate, tar, and foam.

Inhomogeneous samples are separated into homogeneous subsamples and analyzed individually. ND means no fibers were detected. When detected, the minimum detection and reporting limit is less than 1% unless point counting is performed. Floor tile samples may contain large amounts of interference material and it is recommended that the sample be analyzed by gravimetric point count analysis to lower the detection limit and to aid in asbestos identification.

‡ A "Version" indicated by "-x" after the Lab ID# with a value greater than 1 indicates a sample with amended data. The revision number is reflected by the value of "x". This report replaces the previous report released on August 20, 2024.



**Eurofins EPK Built Environment Testing, LLC**

2841 Dow Avenue, Suite 300, Tustin, CA 92780

(833) 465-5857 www.eurofinsus.com/Built

Client: Entek Consulting Group

C/O: Jose Hernandez, Gerald Morales

Re: 24-7283 Sacramento City USD; Bowling Green

Elementary School 4211 Turnbridge Drive

Sacramento, CA 95823

Date of Sampling: 07-29-2024

Date of Receipt: 08-13-2024

Date of Report: 09-10-2024

**ASBESTOS PLM REPORT**

**Location: ECG-24-7283-28B, 12"x12" Beige Speckled Vinyl Floor Tile with Paperback and Tan Mastic/MPR Building, Men's Restroom, Northwest Side at Door**

Lab ID-Version‡: 18439662-1

Sample Layers	Asbestos Content
Beige Sheet Flooring with Fibrous Backing	ND
Tan Mastic	ND
<b>Composite Non-Asbestos Content:</b>	20% Cellulose
<b>Sample Composite Homogeneity:</b>	Good

**Location: ECG-24-7283-29A, Yellow Square Sheet Vinyl Flooring with Paperback and Yellow Mastic/MPR Building, Laundry Room Restroom, East Side**

Lab ID-Version‡: 18439663-1

Sample Layers	Asbestos Content
Yellow Sheet Flooring with Fibrous Backing	20% Chrysotile
Yellow Mastic (Trace)	ND
<b>Composite Non-Asbestos Content:</b>	5% Cellulose
<b>Sample Composite Homogeneity:</b>	Good

**Comments:** Sample ECG-24-7283-29B was not analyzed due to prior positive series.

**Location: ECG-24-7283-30A, Gray Speckled Sheet Vinyl Flooring with Yellow Mastic/MPR Building, Kitchen, East Side**

Lab ID-Version‡: 18439665-1

Sample Layers	Asbestos Content
Gray Sheet Flooring	ND
Yellow Mastic (Trace)	ND
<b>Sample Composite Homogeneity:</b>	Good

**Location: ECG-24-7283-30B, Gray Speckled Sheet Vinyl Flooring with Yellow Mastic/MPR Building, Kitchen, West Side**

Lab ID-Version‡: 18439666-1

Sample Layers	Asbestos Content
Gray Sheet Flooring	ND
Yellow Mastic (Trace)	ND
<b>Sample Composite Homogeneity:</b>	Good

The test report shall not be reproduced except in full, without written approval of the laboratory. The report must not be used by the client to claim product certification, approval, or endorsement by NVLAP, NIST, or any agency of the federal government. The Company reserves the right to dispose of all samples after a period of thirty (30) days, according to all state and federal guidelines, unless otherwise specified.

All components not quantified as asbestos content and non-asbestos content are considered to be non-fibrous matrix components. Matrix components may include, but are not limited to, gypsum, paint, silicate minerals, vinyl, binder, calcium carbonate, tar, and foam.

Inhomogeneous samples are separated into homogeneous subsamples and analyzed individually. ND means no fibers were detected. When detected, the minimum detection and reporting limit is less than 1% unless point counting is performed. Floor tile samples may contain large amounts of interference material and it is recommended that the sample be analyzed by gravimetric point count analysis to lower the detection limit and to aid in asbestos identification.

‡ A "Version" indicated by "-x" after the Lab ID# with a value greater than 1 indicates a sample with amended data. The revision number is reflected by the value of "x". This report replaces the previous report released on August 20, 2024.

**Eurofins EPK Built Environment Testing, LLC**

2841 Dow Avenue, Suite 300, Tustin, CA 92780

(833) 465-5857 www.eurofinsus.com/Built

Client: Entek Consulting Group

C/O: Jose Hernandez, Gerald Morales

Re: 24-7283 Sacramento City USD; Bowling Green

Elementary School 4211 Turnbridge Drive

Sacramento, CA 95823

Date of Sampling: 07-29-2024

Date of Receipt: 08-13-2024

Date of Report: 09-10-2024

**ASBESTOS PLM REPORT**

**Location: ECG-24-7283-31A, 9"x9" Brown Spotted Vinyl Floor Tile with Black Mastic/  
MPR Building, MPR Room, Stage, Northwest Corner**

Lab ID-Version‡: 18439667-1

Sample Layers	Asbestos Content
Brown Floor Tile	3% Chrysotile
Black Mastic	5% Chrysotile
<b>Sample Composite Homogeneity:</b> Good	

Comments: Sample ECG-24-7283-31B was not analyzed due to prior positive series.

**Location: ECG-24-7283-32A, Concrete Slab/MPR Building, MPR Room, Stage,  
Southeast Side**

Lab ID-Version‡: 18439669-1

Sample Layers	Asbestos Content
Gray Concrete	ND
<b>Sample Composite Homogeneity:</b> Good	

**Location: ECG-24-7283-32B, Concrete Slab/MPR Building, MPR Room, Laundry Room,  
North Side**

Lab ID-Version‡: 18439670-1

Sample Layers	Asbestos Content
Gray Concrete	ND
<b>Sample Composite Homogeneity:</b> Good	

**Location: ECG-24-7283-33A, 6" Dark Brown Vinyl Base Cove with Beige Mastic/MPR  
Building, MPR Building, South Wall**

Lab ID-Version‡: 18439671-1

Sample Layers	Asbestos Content
Dark Brown Cove Base	ND
Beige Mastic	ND
<b>Sample Composite Homogeneity:</b> Good	

The test report shall not be reproduced except in full, without written approval of the laboratory. The report must not be used by the client to claim product certification, approval, or endorsement by NVLAP, NIST, or any agency of the federal government. The Company reserves the right to dispose of all samples after a period of thirty (30) days, according to all state and federal guidelines, unless otherwise specified.

All components not quantified as asbestos content and non-asbestos content are considered to be non-fibrous matrix components. Matrix components may include, but are not limited to, gypsum, paint, silicate minerals, vinyl, binder, calcium carbonate, tar, and foam.

Inhomogeneous samples are separated into homogeneous subsamples and analyzed individually. ND means no fibers were detected. When detected, the minimum detection and reporting limit is less than 1% unless point counting is performed. Floor tile samples may contain large amounts of interference material and it is recommended that the sample be analyzed by gravimetric point count analysis to lower the detection limit and to aid in asbestos identification.

‡ A "Version" indicated by "-x" after the Lab ID# with a value greater than 1 indicates a sample with amended data. The revision number is reflected by the value of "x". This report replaces the previous report released on August 20, 2024.

**Eurofins EPK Built Environment Testing, LLC**

2841 Dow Avenue, Suite 300, Tustin, CA 92780

(833) 465-5857 www.eurofinsus.com/Built

Client: Entek Consulting Group

C/O: Jose Hernandez, Gerald Morales

Re: 24-7283 Sacramento City USD; Bowling Green

Elementary School 4211 Turnbridge Drive

Sacramento, CA 95823

Date of Sampling: 07-29-2024

Date of Receipt: 08-13-2024

Date of Report: 09-10-2024

**ASBESTOS PLM REPORT**

**Location: ECG-24-7283-33B, 6" Dark Brown Vinyl Base Cove with Beige Mastic/MPR**

**Building, Kitchen, West Wall**

Lab ID-Version‡: 18439672-1

Sample Layers	Asbestos Content
Dark Brown Cove Base	ND
Beige Mastic	ND
<b>Sample Composite Homogeneity:</b> Good	

**Location: ECG-24-7283-34A, 6" Red Clay Tile with Gray Grout and Gray Mortar/MPR**

**Building, Laundry Room, South Corner of the Wall**

Lab ID-Version‡: 18439673-1

Sample Layers	Asbestos Content
Red Tile (Clay)	ND
Gray Mortar	ND
Brown Mastic	ND
<b>Sample Composite Homogeneity:</b> Good	

**Location: ECG-24-7283-34B, 6" Red Clay Tile with Gray Grout and Gray Mortar/MPR**

**Building, Laundry Room, Southwest Corner of the Wall**

Lab ID-Version‡: 18439674-1

Sample Layers	Asbestos Content
Red Tile (Clay)	ND
Gray Mortar	ND
Brown Mastic	ND
<b>Sample Composite Homogeneity:</b> Good	

The test report shall not be reproduced except in full, without written approval of the laboratory. The report must not be used by the client to claim product certification, approval, or endorsement by NVLAP, NIST, or any agency of the federal government. The Company reserves the right to dispose of all samples after a period of thirty (30) days, according to all state and federal guidelines, unless otherwise specified.

All components not quantified as asbestos content and non-asbestos content are considered to be non-fibrous matrix components. Matrix components may include, but are not limited to, gypsum, paint, silicate minerals, vinyl, binder, calcium carbonate, tar, and foam.

Inhomogeneous samples are separated into homogeneous subsamples and analyzed individually. ND means no fibers were detected. When detected, the minimum detection and reporting limit is less than 1% unless point counting is performed. Floor tile samples may contain large amounts of interference material and it is recommended that the sample be analyzed by gravimetric point count analysis to lower the detection limit and to aid in asbestos identification.

‡ A "Version" indicated by "-x" after the Lab ID# with a value greater than 1 indicates a sample with amended data. The revision number is reflected by the value of "x". This report replaces the previous report released on August 20, 2024.

**Eurofins EPK Built Environment Testing, LLC**

2841 Dow Avenue, Suite 300, Tustin, CA 92780

(833) 465-5857 www.eurofinsus.com/Built

Client: Entek Consulting Group

C/O: Jose Hernandez, Gerald Morales

Re: 24-7283 Sacramento City USD; Bowling Green

Elementary School 4211 Turnbridge Drive

Sacramento, CA 95823

Date of Sampling: 07-29-2024

Date of Receipt: 08-13-2024

Date of Report: 09-10-2024

**ASBESTOS PLM REPORT**

**Location: ECG-24-7283-35A, 4" Dark Brown Vinyl Base Cove with Tan Mastic/MPR**

**Building, Laundry Room Restroom, East Wall South Side**

Lab ID-Version‡: 18439675-1

Sample Layers	Asbestos Content
Dark Brown Cove Base	ND
Tan Mastic	ND
<b>Sample Composite Homogeneity: Good</b>	

The test report shall not be reproduced except in full, without written approval of the laboratory. The report must not be used by the client to claim product certification, approval, or endorsement by NVLAP, NIST, or any agency of the federal government. The Company reserves the right to dispose of all samples after a period of thirty (30) days, according to all state and federal guidelines, unless otherwise specified.

All components not quantified as asbestos content and non-asbestos content are considered to be non-fibrous matrix components. Matrix components may include, but are not limited to, gypsum, paint, silicate minerals, vinyl, binder, calcium carbonate, tar, and foam.

Inhomogeneous samples are separated into homogeneous subsamples and analyzed individually. ND means no fibers were detected. When detected, the minimum detection and reporting limit is less than 1% unless point counting is performed. Floor tile samples may contain large amounts of interference material and it is recommended that the sample be analyzed by gravimetric point count analysis to lower the detection limit and to aid in asbestos identification.

‡ A "Version" indicated by "-x" after the Lab ID# with a value greater than 1 indicates a sample with amended data. The revision number is reflected by the value of "x". This report replaces the previous report released on August 20, 2024.

**Eurofins EPK Built Environment Testing, LLC**

2841 Dow Avenue, Suite 300, Tustin, CA 92780

(833) 465-5857 www.eurofinsus.com/Built

Client: Entek Consulting Group

C/O: Jose Hernandez, Gerald Morales

Re: 24-7283 Sacramento City USD; Bowling Green

Elementary School 4211 Turnbridge Drive

Sacramento, CA 95823

Date of Sampling: 07-29-2024

Date of Receipt: 08-13-2024

Date of Report: 09-10-2024

**ASBESTOS PLM REPORT**

**Location: ECG-24-7283-35B, 4" Dark Brown Vinyl Base Cove with Tan Mastic/MPR**

**Building, Laundry Room Restroom, East Wall North Side**

Lab ID-Version‡: 18439676-1

Sample Layers	Asbestos Content
Dark Brown Cove Base	ND
Tan Mastic	ND
<b>Sample Composite Homogeneity: Good</b>	

**Location: ECG-24-7283-36A, 4" Black Vinyl Base Cove with Brown Mastic/MPR**

**Building, Storage Room, North Wall**

Lab ID-Version‡: 18439677-1

Sample Layers	Asbestos Content
Black Cove Base	ND
Brown Mastic	ND
<b>Sample Composite Homogeneity: Good</b>	

**Location: ECG-24-7283-37A, 4" Dark Brown Vinyl Base Cove with Brown Mastic/MPR**

**Building, MPR Room, Stage, West Wall North Side**

Lab ID-Version‡: 18439678-1

Sample Layers	Asbestos Content
Dark Brown Cove Base	ND
Brown Mastic	ND
<b>Sample Composite Homogeneity: Good</b>	

**Location: ECG-24-7283-38A, Plaster/MPR Building, Laundry Room, East Wall**

Lab ID-Version‡: 18439679-1

Sample Layers	Asbestos Content
White Plaster	ND
Gray Plaster	ND
<b>Sample Composite Homogeneity: Good</b>	

The test report shall not be reproduced except in full, without written approval of the laboratory. The report must not be used by the client to claim product certification, approval, or endorsement by NVLAP, NIST, or any agency of the federal government. The Company reserves the right to dispose of all samples after a period of thirty (30) days, according to all state and federal guidelines, unless otherwise specified.

All components not quantified as asbestos content and non-asbestos content are considered to be non-fibrous matrix components. Matrix components may include, but are not limited to, gypsum, paint, silicate minerals, vinyl, binder, calcium carbonate, tar, and foam.

Inhomogeneous samples are separated into homogeneous subsamples and analyzed individually. ND means no fibers were detected. When detected, the minimum detection and reporting limit is less than 1% unless point counting is performed. Floor tile samples may contain large amounts of interference material and it is recommended that the sample be analyzed by gravimetric point count analysis to lower the detection limit and to aid in asbestos identification.

‡ A "Version" indicated by "-x" after the Lab ID# with a value greater than 1 indicates a sample with amended data. The revision number is reflected by the value of "x". This report replaces the previous report released on August 20, 2024.

**Eurofins EPK Built Environment Testing, LLC**

2841 Dow Avenue, Suite 300, Tustin, CA 92780

(833) 465-5857 www.eurofinsus.com/Built

Client: Entek Consulting Group

C/O: Jose Hernandez, Gerald Morales

Re: 24-7283 Sacramento City USD; Bowling Green

Elementary School 4211 Turnbridge Drive

Sacramento, CA 95823

Date of Sampling: 07-29-2024

Date of Receipt: 08-13-2024

Date of Report: 09-10-2024

**ASBESTOS PLM REPORT**

**Location: ECG-24-7283-38B, Plaster/MPR Building, Storage Room, North Wall**

Lab ID-Version‡: 18439680-1

Sample Layers	Asbestos Content
Off-White Skim Coat	ND
White Plaster	ND
<b>Sample Composite Homogeneity: Good</b>	

**Location: ECG-24-7283-38C, Plaster/MPR Building, Kitchen, North Wall**

Lab ID-Version‡: 18439681-1

Sample Layers	Asbestos Content
Off-White Skim Coat	ND
White Plaster	ND
<b>Sample Composite Homogeneity: Good</b>	

**Location: ECG-24-7283-38D, Plaster/MPR Building, Entry, North Wall**

Lab ID-Version‡: 18439682-1

Sample Layers	Asbestos Content
Off-White Skim Coat	ND
White Plaster	ND
<b>Sample Composite Homogeneity: Good</b>	

**Location: ECG-24-7283-38E, Plaster/MPR Building, MPR Room, Stage, West Wall**

**South Side**

Lab ID-Version‡: 18439683-1

Sample Layers	Asbestos Content
Off-White Skim Coat	ND
White Plaster	ND
<b>Sample Composite Homogeneity: Good</b>	

The test report shall not be reproduced except in full, without written approval of the laboratory. The report must not be used by the client to claim product certification, approval, or endorsement by NVLAP, NIST, or any agency of the federal government. The Company reserves the right to dispose of all samples after a period of thirty (30) days, according to all state and federal guidelines, unless otherwise specified.

All components not quantified as asbestos content and non-asbestos content are considered to be non-fibrous matrix components. Matrix components may include, but are not limited to, gypsum, paint, silicate minerals, vinyl, binder, calcium carbonate, tar, and foam.

Inhomogeneous samples are separated into homogeneous subsamples and analyzed individually. ND means no fibers were detected. When detected, the minimum detection and reporting limit is less than 1% unless point counting is performed. Floor tile samples may contain large amounts of interference material and it is recommended that the sample be analyzed by gravimetric point count analysis to lower the detection limit and to aid in asbestos identification.

‡ A "Version" indicated by "-x" after the Lab ID# with a value greater than 1 indicates a sample with amended data. The revision number is reflected by the value of "x". This report replaces the previous report released on August 20, 2024.

**Eurofins EPK Built Environment Testing, LLC**

2841 Dow Avenue, Suite 300, Tustin, CA 92780

(833) 465-5857 www.eurofinsus.com/Built

Client: Entek Consulting Group

C/O: Jose Hernandez, Gerald Morales

Re: 24-7283 Sacramento City USD; Bowling Green

Elementary School 4211 Turnbridge Drive

Sacramento, CA 95823

Date of Sampling: 07-29-2024

Date of Receipt: 08-13-2024

Date of Report: 09-10-2024

**ASBESTOS PLM REPORT**

**Location: ECG-24-7283-38F, Plaster/MPR Building, Kitchen, South Wall**

Lab ID-Version‡: 18439684-1

Sample Layers	Asbestos Content
Off-White Skim Coat	ND
White Plaster	ND
<b>Sample Composite Homogeneity:</b> Good	

**Location: ECG-24-7283-38G, Plaster/MPR Building, Laundry Room Restroom, South Wall**

Lab ID-Version‡: 18439685-1

Sample Layers	Asbestos Content
White Plaster	ND
<b>Sample Composite Homogeneity:</b> Good	

**Location: ECG-24-7283-39A, Drywall and Joint Compound/MPR Building, Women's Restroom, Northwest Corner**

Lab ID-Version‡: 18439686-1

Sample Layers	Asbestos Content
White Joint Compound	ND
White Drywall	ND
<b>Composite Non-Asbestos Content:</b>	5% Cellulose 2% Glass Fibers
<b>Sample Composite Homogeneity:</b> Moderate	

**Location: ECG-24-7283-39B, Drywall and Joint Compound/MPR Building, Men's Restroom, Northwest Corner**

Lab ID-Version‡: 18439687-1

Sample Layers	Asbestos Content
White Joint Compound	ND
White Drywall	ND
<b>Composite Non-Asbestos Content:</b>	5% Cellulose 2% Glass Fibers
<b>Sample Composite Homogeneity:</b> Moderate	

The test report shall not be reproduced except in full, without written approval of the laboratory. The report must not be used by the client to claim product certification, approval, or endorsement by NVLAP, NIST, or any agency of the federal government. The Company reserves the right to dispose of all samples after a period of thirty (30) days, according to all state and federal guidelines, unless otherwise specified.

All components not quantified as asbestos content and non-asbestos content are considered to be non-fibrous matrix components. Matrix components may include, but are not limited to, gypsum, paint, silicate minerals, vinyl, binder, calcium carbonate, tar, and foam.

Inhomogeneous samples are separated into homogeneous subsamples and analyzed individually. ND means no fibers were detected. When detected, the minimum detection and reporting limit is less than 1% unless point counting is performed. Floor tile samples may contain large amounts of interference material and it is recommended that the sample be analyzed by gravimetric point count analysis to lower the detection limit and to aid in asbestos identification.

‡ A "Version" indicated by "-x" after the Lab ID# with a value greater than 1 indicates a sample with amended data. The revision number is reflected by the value of "x". This report replaces the previous report released on August 20, 2024.

**Eurofins EPK Built Environment Testing, LLC**

2841 Dow Avenue, Suite 300, Tustin, CA 92780

(833) 465-5857 www.eurofinsus.com/Built

Client: Entek Consulting Group

C/O: Jose Hernandez, Gerald Morales

Re: 24-7283 Sacramento City USD; Bowling Green

Elementary School 4211 Turnbridge Drive

Sacramento, CA 95823

Date of Sampling: 07-29-2024

Date of Receipt: 08-13-2024

Date of Report: 09-10-2024

**ASBESTOS PLM REPORT**

**Location: ECG-24-7283-40A, Skimcoat/MPR Building, Women's Restroom, Southwest Corner**

Lab ID-Version‡: 18439688-1

Sample Layers	Asbestos Content
Off-White Skim Coat	ND
<b>Sample Composite Homogeneity:</b> Good	

**Location: ECG-24-7283-40B, Skimcoat/MPR Building, Men's Restroom, Southwest Corner**

Lab ID-Version‡: 18439689-1

Sample Layers	Asbestos Content
Off-White Skim Coat	ND
<b>Sample Composite Homogeneity:</b> Good	

**Location: ECG-24-7283-40C, Skimcoat/MPR Building, Entry, North Wall East Side**

Lab ID-Version‡: 18439690-1

Sample Layers	Asbestos Content
Off-White Skim Coat	ND
<b>Sample Composite Homogeneity:</b> Good	

**Location: ECG-24-7283-41A, Plastic Wall Panel Glue/MPR Building, Kitchen, South Wall East Side**

Lab ID-Version‡: 18439691-1

Sample Layers	Asbestos Content
Yellow Glue	ND
<b>Sample Composite Homogeneity:</b> Good	

The test report shall not be reproduced except in full, without written approval of the laboratory. The report must not be used by the client to claim product certification, approval, or endorsement by NVLAP, NIST, or any agency of the federal government. The Company reserves the right to dispose of all samples after a period of thirty (30) days, according to all state and federal guidelines, unless otherwise specified.

All components not quantified as asbestos content and non-asbestos content are considered to be non-fibrous matrix components. Matrix components may include, but are not limited to, gypsum, paint, silicate minerals, vinyl, binder, calcium carbonate, tar, and foam.

Inhomogeneous samples are separated into homogeneous subsamples and analyzed individually. ND means no fibers were detected. When detected, the minimum detection and reporting limit is less than 1% unless point counting is performed. Floor tile samples may contain large amounts of interference material and it is recommended that the sample be analyzed by gravimetric point count analysis to lower the detection limit and to aid in asbestos identification.

‡ A "Version" indicated by "-x" after the Lab ID# with a value greater than 1 indicates a sample with amended data. The revision number is reflected by the value of "x". This report replaces the previous report released on August 20, 2024.



**Eurofins EPK Built Environment Testing, LLC**

2841 Dow Avenue, Suite 300, Tustin, CA 92780

(833) 465-5857 www.eurofinsus.com/Built

Client: Entek Consulting Group

C/O: Jose Hernandez, Gerald Morales

Re: 24-7283 Sacramento City USD; Bowling Green

Elementary School 4211 Turnbridge Drive

Sacramento, CA 95823

Date of Sampling: 07-29-2024

Date of Receipt: 08-13-2024

Date of Report: 09-10-2024

**ASBESTOS PLM REPORT**

**Location: ECG-24-7283-41B, Plastic Wall Panel Glue/MPR Building, Kitchen, South Wall West Side**

Lab ID-Version‡: 18439692-1

Sample Layers	Asbestos Content
Yellow Glue	ND
<b>Sample Composite Homogeneity:</b> Good	

**Location: ECG-24-7283-42A, Roofing Debris/MPR Building, Kitchen Storage Room, East Side**

Lab ID-Version‡: 18439693-1

Sample Layers	Asbestos Content
Multicolored Roofing Material	ND
<b>Sample Composite Homogeneity:</b> Poor	

**Location: ECG-24-7283-42B, Roofing Debris/MPR Building, Kitchen Storage Room, West Side**

Lab ID-Version‡: 18439694-1

Sample Layers	Asbestos Content
Multicolored Roofing Material	ND
<b>Sample Composite Homogeneity:</b> Poor	

**Location: ECG-24-7283-43A, Plastic Wall Panel Glue/MPR Building, Men's Restroom, North Wall West Side**

Lab ID-Version‡: 18439695-1

Sample Layers	Asbestos Content
Yellow Glue	ND
<b>Sample Composite Homogeneity:</b> Good	

The test report shall not be reproduced except in full, without written approval of the laboratory. The report must not be used by the client to claim product certification, approval, or endorsement by NVLAP, NIST, or any agency of the federal government. The Company reserves the right to dispose of all samples after a period of thirty (30) days, according to all state and federal guidelines, unless otherwise specified.

All components not quantified as asbestos content and non-asbestos content are considered to be non-fibrous matrix components. Matrix components may include, but are not limited to, gypsum, paint, silicate minerals, vinyl, binder, calcium carbonate, tar, and foam.

Inhomogeneous samples are separated into homogeneous subsamples and analyzed individually. ND means no fibers were detected. When detected, the minimum detection and reporting limit is less than 1% unless point counting is performed. Floor tile samples may contain large amounts of interference material and it is recommended that the sample be analyzed by gravimetric point count analysis to lower the detection limit and to aid in asbestos identification.

‡ A "Version" indicated by "-x" after the Lab ID# with a value greater than 1 indicates a sample with amended data. The revision number is reflected by the value of "x". This report replaces the previous report released on August 20, 2024.

**Eurofins EPK Built Environment Testing, LLC**

2841 Dow Avenue, Suite 300, Tustin, CA 92780

(833) 465-5857 www.eurofinsus.com/Built

Client: Entek Consulting Group

C/O: Jose Hernandez, Gerald Morales

Re: 24-7283 Sacramento City USD; Bowling Green Date of Sampling: 07-29-2024

Elementary School 4211 Turnbridge Drive Date of Receipt: 08-13-2024

Sacramento, CA 95823

Date of Report: 09-10-2024

**ASBESTOS PLM REPORT****Location: ECG-24-7283-43B, Plastic Wall Panel Glue/MPR Building, Men's Restroom, North Wall East Side**

Lab ID-Version‡: 18439696-1

Sample Layers	Asbestos Content
Yellow Glue	ND
<b>Sample Composite Homogeneity:</b> Good	

**Location: ECG-24-7283-44A, 12"x12" Glue-On Off-White Ceiling Tile Pinhole/MPR Building, Entry, Southeast Side**

Lab ID-Version‡: 18439697-1

Sample Layers	Asbestos Content
Off-White Ceiling Tile	ND
Brown Mastic	ND
<b>Composite Non-Asbestos Content:</b>	80% Cellulose
<b>Sample Composite Homogeneity:</b>	Moderate

**Location: ECG-24-7283-44B, 12"x12" Glue-On Off-White Ceiling Tile Pinhole/MPR Building, Entry, Southwest Side**

Lab ID-Version‡: 18439698-1

Sample Layers	Asbestos Content
Off-White Ceiling Tile	ND
Brown Mastic	ND
<b>Composite Non-Asbestos Content:</b>	80% Cellulose
<b>Sample Composite Homogeneity:</b>	Moderate

**Location: ECG-24-7283-45A, 2'x2' Glue-On Ceiling/Wall Tile Pinhole with Brown Mastic/MPR Building, MPR Room, Northeast Side, East Side**

Lab ID-Version‡: 18439699-1

Sample Layers	Asbestos Content
White Ceiling Tile	ND
Brown Mastic	ND
<b>Composite Non-Asbestos Content:</b>	90% Cellulose
<b>Sample Composite Homogeneity:</b>	Good

The test report shall not be reproduced except in full, without written approval of the laboratory. The report must not be used by the client to claim product certification, approval, or endorsement by NVLAP, NIST, or any agency of the federal government. The Company reserves the right to dispose of all samples after a period of thirty (30) days, according to all state and federal guidelines, unless otherwise specified.

All components not quantified as asbestos content and non-asbestos content are considered to be non-fibrous matrix components. Matrix components may include, but are not limited to, gypsum, paint, silicate minerals, vinyl, binder, calcium carbonate, tar, and foam.

Inhomogeneous samples are separated into homogeneous subsamples and analyzed individually. ND means no fibers were detected. When detected, the minimum detection and reporting limit is less than 1% unless point counting is performed. Floor tile samples may contain large amounts of interference material and it is recommended that the sample be analyzed by gravimetric point count analysis to lower the detection limit and to aid in asbestos identification.

‡ A "Version" indicated by "-x" after the Lab ID# with a value greater than 1 indicates a sample with amended data. The revision number is reflected by the value of "x". This report replaces the previous report released on August 20, 2024.

**Eurofins EPK Built Environment Testing, LLC**

2841 Dow Avenue, Suite 300, Tustin, CA 92780

(833) 465-5857 www.eurofinsus.com/Built

Client: Entek Consulting Group

C/O: Jose Hernandez, Gerald Morales

Re: 24-7283 Sacramento City USD; Bowling Green

Elementary School 4211 Turnbridge Drive

Sacramento, CA 95823

Date of Sampling: 07-29-2024

Date of Receipt: 08-13-2024

Date of Report: 09-10-2024

**ASBESTOS PLM REPORT**

**Location: ECG-24-7283-45B, 2'x2' Glue-On Ceiling/Wall Tile Pinhole with Brown Mastic/  
MPR Building, MPR Room, Northeast Side, West Side**

Lab ID-Version‡: 18439700-1

Sample Layers	Asbestos Content
White Ceiling Tile	ND
Brown Mastic	ND
<b>Composite Non-Asbestos Content:</b>	90% Cellulose
<b>Sample Composite Homogeneity:</b>	Good

**Location: ECG-24-7283-46A, Drywall and Joint Compound (Behind Ceiling Tile)/MPR  
Building, MPR Room, Southwest Side, East Side**

Lab ID-Version‡: 18439701-1

Sample Layers	Asbestos Content
Off-White Joint Compound	2% Chrysotile
White Drywall	ND
<b>Composite Asbestos Fibrous Content:</b>	< 1% Asbestos
<b>Composite Non-Asbestos Content:</b>	5% Cellulose 2% Glass Fibers
<b>Sample Composite Homogeneity:</b>	Moderate

**Comments:** Composite asbestos content provided is only for Drywall/Joint compound. Composite content provided for this analysis has been performed by following the NESHAP guidelines. Sample ECG-7283-46B was not analyzed due to prior positive series.

**Location: ECG-24-7283-47A, Cementitious Texture Plaster/MPR Building, MPR Room,  
Stage, West Side**

Lab ID-Version‡: 18439703-1

Sample Layers	Asbestos Content
White Plaster	ND
<b>Sample Composite Homogeneity:</b>	Good

The test report shall not be reproduced except in full, without written approval of the laboratory. The report must not be used by the client to claim product certification, approval, or endorsement by NVLAP, NIST, or any agency of the federal government. The Company reserves the right to dispose of all samples after a period of thirty (30) days, according to all state and federal guidelines, unless otherwise specified.

All components not quantified as asbestos content and non-asbestos content are considered to be non-fibrous matrix components. Matrix components may include, but are not limited to, gypsum, paint, silicate minerals, vinyl, binder, calcium carbonate, tar, and foam.

Inhomogeneous samples are separated into homogeneous subsamples and analyzed individually. ND means no fibers were detected. When detected, the minimum detection and reporting limit is less than 1% unless point counting is performed. Floor tile samples may contain large amounts of interference material and it is recommended that the sample be analyzed by gravimetric point count analysis to lower the detection limit and to aid in asbestos identification.

‡ A "Version" indicated by "-x" after the Lab ID# with a value greater than 1 indicates a sample with amended data. The revision number is reflected by the value of "x". This report replaces the previous report released on August 20, 2024.

**Eurofins EPK Built Environment Testing, LLC**

2841 Dow Avenue, Suite 300, Tustin, CA 92780

(833) 465-5857 www.eurofinsus.com/Built

Client: Entek Consulting Group

C/O: Jose Hernandez, Gerald Morales

Re: 24-7283 Sacramento City USD; Bowling Green

Elementary School 4211 Turnbridge Drive

Sacramento, CA 95823

Date of Sampling: 07-29-2024

Date of Receipt: 08-13-2024

Date of Report: 09-10-2024

**ASBESTOS PLM REPORT**

**Location: ECG-24-7283-47B, Cementitious Texture Plaster/MPR Building, MPR Room, Stage, East Side**

Lab ID-Version‡: 18439704-1

Sample Layers	Asbestos Content
Brown Fireproofing	5% Chrysotile
White Plaster	ND
<b>Sample Composite Homogeneity:</b> Good	

**Comments:** Sample ECG-24-7283-47C was not analyzed due to prior positive series.

The test report shall not be reproduced except in full, without written approval of the laboratory. The report must not be used by the client to claim product certification, approval, or endorsement by NVLAP, NIST, or any agency of the federal government. The Company reserves the right to dispose of all samples after a period of thirty (30) days, according to all state and federal guidelines, unless otherwise specified.

All components not quantified as asbestos content and non-asbestos content are considered to be non-fibrous matrix components. Matrix components may include, but are not limited to, gypsum, paint, silicate minerals, vinyl, binder, calcium carbonate, tar, and foam.

Inhomogeneous samples are separated into homogeneous subsamples and analyzed individually. ND means no fibers were detected. When detected, the minimum detection and reporting limit is less than 1% unless point counting is performed. Floor tile samples may contain large amounts of interference material and it is recommended that the sample be analyzed by gravimetric point count analysis to lower the detection limit and to aid in asbestos identification.

‡ A "Version" indicated by "-x" after the Lab ID# with a value greater than 1 indicates a sample with amended data. The revision number is reflected by the value of "x". This report replaces the previous report released on August 20, 2024.

**Eurofins EPK Built Environment Testing, LLC**

2841 Dow Avenue, Suite 300, Tustin, CA 92780

(833) 465-5857 www.eurofinsus.com/Built

Client: Entek Consulting Group

C/O: Jose Hernandez, Gerald Morales

Re: 24-7283 Sacramento City USD; Bowling Green

Elementary School 4211 Turnbridge Drive

Sacramento, CA 95823

Date of Sampling: 07-29-2024

Date of Receipt: 08-13-2024

Date of Report: 09-10-2024

**ASBESTOS PLM REPORT**

**Location: ECG-24-7283-48A, 12"x12" Brown Mottled Vinyl Floor Tile with Yellow and Black Mastic/Therapy Building, Room OH-1, East Side**

Lab ID-Version‡: 18439706-1

Sample Layers	Asbestos Content
Brown Floor Tile	ND
Black/Yellow Mastic	5% Chrysotile
<b>Sample Composite Homogeneity:</b> Good	

Comments: Samples ECG-24-7283-48B was not analyzed due to prior positive series.

**Location: ECG-24-7283-49A, 12"x12" Brown Red Mottled Vinyl Floor Tile with Yellow and Black Mastic/Therapy Building, Custodial Room, Northwest Side**

Lab ID-Version‡: 18439708-1

Sample Layers	Asbestos Content
Brown Floor Tile	ND
Black/Yellow Mastic	ND
<b>Sample Composite Homogeneity:</b> Good	

**Location: ECG-24-7283-49B, 12"x12" Brown Red Mottled Vinyl Floor Tile with Yellow and Black Mastic/Therapy Building, Break Room, West Side**

Lab ID-Version‡: 18439709-1

Sample Layers	Asbestos Content
Brown Floor Tile	ND
Black/Yellow Mastic	ND
<b>Sample Composite Homogeneity:</b> Good	

**Location: ECG-24-7283-50A, Yellow Carpet Mastic/Therapy Building, Room OH-5, East Side**

Lab ID-Version‡: 18439710-1

Sample Layers	Asbestos Content
Yellow Carpet Mastic	ND
<b>Sample Composite Homogeneity:</b> Good	

The test report shall not be reproduced except in full, without written approval of the laboratory. The report must not be used by the client to claim product certification, approval, or endorsement by NVLAP, NIST, or any agency of the federal government. The Company reserves the right to dispose of all samples after a period of thirty (30) days, according to all state and federal guidelines, unless otherwise specified.

All components not quantified as asbestos content and non-asbestos content are considered to be non-fibrous matrix components. Matrix components may include, but are not limited to, gypsum, paint, silicate minerals, vinyl, binder, calcium carbonate, tar, and foam.

Inhomogeneous samples are separated into homogeneous subsamples and analyzed individually. ND means no fibers were detected. When detected, the minimum detection and reporting limit is less than 1% unless point counting is performed. Floor tile samples may contain large amounts of interference material and it is recommended that the sample be analyzed by gravimetric point count analysis to lower the detection limit and to aid in asbestos identification.

‡ A "Version" indicated by "-x" after the Lab ID# with a value greater than 1 indicates a sample with amended data. The revision number is reflected by the value of "x". This report replaces the previous report released on August 20, 2024.

**Eurofins EPK Built Environment Testing, LLC**

2841 Dow Avenue, Suite 300, Tustin, CA 92780

(833) 465-5857 www.eurofinsus.com/Built

Client: Entek Consulting Group

C/O: Jose Hernandez, Gerald Morales

Re: 24-7283 Sacramento City USD; Bowling Green

Elementary School 4211 Turnbridge Drive

Sacramento, CA 95823

Date of Sampling: 07-29-2024

Date of Receipt: 08-13-2024

Date of Report: 09-10-2024

**ASBESTOS PLM REPORT**

**Location: ECG-24-7283-50B, Yellow Carpet Mastic/Therapy Building, Room OH-3, Northeast Side**

Lab ID-Version‡: 18439711-1

Sample Layers	Asbestos Content
Yellow Carpet Mastic	ND
<b>Sample Composite Homogeneity:</b> Good	

**Location: ECG-24-7283-50C, Yellow Carpet Mastic/Therapy Building, Room OH-4, Southwest Side**

Lab ID-Version‡: 18439712-1

Sample Layers	Asbestos Content
Yellow Carpet Mastic	ND
<b>Sample Composite Homogeneity:</b> Good	

**Location: ECG-24-7283-51A, Clear Carpet Mastic/Therapy Building, Room OH-6, Southwest Side**

Lab ID-Version‡: 18439713-1

Sample Layers	Asbestos Content
Transparent Carpet Glue	ND
<b>Sample Composite Homogeneity:</b> Good	

**Location: ECG-24-7283-51B, Clear Carpet Mastic/Therapy Building, Room OH-6, Southeast Side**

Lab ID-Version‡: 18439714-1

Sample Layers	Asbestos Content
Transparent Carpet Glue	ND
<b>Sample Composite Homogeneity:</b> Good	

The test report shall not be reproduced except in full, without written approval of the laboratory. The report must not be used by the client to claim product certification, approval, or endorsement by NVLAP, NIST, or any agency of the federal government. The Company reserves the right to dispose of all samples after a period of thirty (30) days, according to all state and federal guidelines, unless otherwise specified.

All components not quantified as asbestos content and non-asbestos content are considered to be non-fibrous matrix components. Matrix components may include, but are not limited to, gypsum, paint, silicate minerals, vinyl, binder, calcium carbonate, tar, and foam.

Inhomogeneous samples are separated into homogeneous subsamples and analyzed individually. ND means no fibers were detected. When detected, the minimum detection and reporting limit is less than 1% unless point counting is performed. Floor tile samples may contain large amounts of interference material and it is recommended that the sample be analyzed by gravimetric point count analysis to lower the detection limit and to aid in asbestos identification.

‡ A "Version" indicated by "-x" after the Lab ID# with a value greater than 1 indicates a sample with amended data. The revision number is reflected by the value of "x". This report replaces the previous report released on August 20, 2024.

**Eurofins EPK Built Environment Testing, LLC**

2841 Dow Avenue, Suite 300, Tustin, CA 92780

(833) 465-5857 www.eurofinsus.com/Built

Client: Entek Consulting Group

C/O: Jose Hernandez, Gerald Morales

Re: 24-7283 Sacramento City USD; Bowling Green

Elementary School 4211 Turnbridge Drive

Sacramento, CA 95823

Date of Sampling: 07-29-2024

Date of Receipt: 08-13-2024

Date of Report: 09-10-2024

**ASBESTOS PLM REPORT**

**Location: ECG-24-7283-52A, Light Gray Wood Pattern Vinyl Plank Flooring with Clear Mastic/Therapy Building, OH-6 Room, South Side**

Lab ID-Version‡: 18439715-1

Sample Layers	Asbestos Content
Light Gray Sheet Flooring	ND
Transparent Mastic	ND
<b>Sample Composite Homogeneity:</b> Good	

**Location: ECG-24-7283-52B, Light Gray Wood Pattern Vinyl Plank Flooring with Clear Mastic/Therapy Building, OH-6 Room, Southeast Side**

Lab ID-Version‡: 18439716-1

Sample Layers	Asbestos Content
Light Gray Sheet Flooring	ND
Transparent Mastic	ND
<b>Sample Composite Homogeneity:</b> Good	

**Location: ECG-24-7283-53A, Beige Ceramic Tile with Grout and Mortar/Therapy Building, Women's Restroom, Northeast Corner**

Lab ID-Version‡: 18439717-1

Sample Layers	Asbestos Content
Beige Ceramic Tile	ND
Gray Grout	ND
Gray Mortar	ND
<b>Sample Composite Homogeneity:</b> Good	

The test report shall not be reproduced except in full, without written approval of the laboratory. The report must not be used by the client to claim product certification, approval, or endorsement by NVLAP, NIST, or any agency of the federal government. The Company reserves the right to dispose of all samples after a period of thirty (30) days, according to all state and federal guidelines, unless otherwise specified.

All components not quantified as asbestos content and non-asbestos content are considered to be non-fibrous matrix components. Matrix components may include, but are not limited to, gypsum, paint, silicate minerals, vinyl, binder, calcium carbonate, tar, and foam.

Inhomogeneous samples are separated into homogeneous subsamples and analyzed individually. ND means no fibers were detected. When detected, the minimum detection and reporting limit is less than 1% unless point counting is performed. Floor tile samples may contain large amounts of interference material and it is recommended that the sample be analyzed by gravimetric point count analysis to lower the detection limit and to aid in asbestos identification.

‡ A "Version" indicated by "-x" after the Lab ID# with a value greater than 1 indicates a sample with amended data. The revision number is reflected by the value of "x". This report replaces the previous report released on August 20, 2024.

**Eurofins EPK Built Environment Testing, LLC**

2841 Dow Avenue, Suite 300, Tustin, CA 92780

(833) 465-5857 www.eurofinsus.com/Built

Client: Entek Consulting Group

C/O: Jose Hernandez, Gerald Morales

Re: 24-7283 Sacramento City USD; Bowling Green

Elementary School 4211 Turnbridge Drive

Sacramento, CA 95823

Date of Sampling: 07-29-2024

Date of Receipt: 08-13-2024

Date of Report: 09-10-2024

**ASBESTOS PLM REPORT**

**Location: ECG-24-7283-53B, 1'x1' Beige Ceramic Tile with Grout and Mortar/Therapy Building, Women's Restroom, Northeast Corner**

Lab ID-Version‡: 18439718-1

Sample Layers	Asbestos Content
Beige Ceramic Tile	ND
Gray Grout	ND
Gray Mortar	ND
<b>Sample Composite Homogeneity:</b>	Good

The test report shall not be reproduced except in full, without written approval of the laboratory. The report must not be used by the client to claim product certification, approval, or endorsement by NVLAP, NIST, or any agency of the federal government. The Company reserves the right to dispose of all samples after a period of thirty (30) days, according to all state and federal guidelines, unless otherwise specified.

All components not quantified as asbestos content and non-asbestos content are considered to be non-fibrous matrix components. Matrix components may include, but are not limited to, gypsum, paint, silicate minerals, vinyl, binder, calcium carbonate, tar, and foam.

Inhomogeneous samples are separated into homogeneous subsamples and analyzed individually. ND means no fibers were detected. When detected, the minimum detection and reporting limit is less than 1% unless point counting is performed. Floor tile samples may contain large amounts of interference material and it is recommended that the sample be analyzed by gravimetric point count analysis to lower the detection limit and to aid in asbestos identification.

‡ A "Version" indicated by "-x" after the Lab ID# with a value greater than 1 indicates a sample with amended data. The revision number is reflected by the value of "x". This report replaces the previous report released on August 20, 2024.



**Eurofins EPK Built Environment Testing, LLC**

2841 Dow Avenue, Suite 300, Tustin, CA 92780

(833) 465-5857 www.eurofinsus.com/Built

Client: Entek Consulting Group

C/O: Jose Hernandez, Gerald Morales

Re: 24-7283 Sacramento City USD; Bowling Green

Elementary School 4211 Turnbridge Drive

Sacramento, CA 95823

Date of Sampling: 07-29-2024

Date of Receipt: 08-13-2024

Date of Report: 09-10-2024

**ASBESTOS PLM REPORT**

**Location: ECG-24-7283-54A, 12"x12" Light Brown Streak Vinyl Floor Tile with Black Mastic/Therapy Building, OH-5 Room, Northeast Corner**

Lab ID-Version‡: 18439719-1

Sample Layers	Asbestos Content
Brown Floor Tile	2% Chrysotile
Black Mastic	5% Chrysotile
<b>Sample Composite Homogeneity:</b> Good	

**Comments:** Samples ECG-24-7283-54B was not analyzed due to prior positive series.

**Location: ECG-24-7283-55A, 12"x12" Light Gray Mottled Vinyl Floor Tile with Black Mastic Over Beige Vinyl Floor Tile with Black Mastic/Therapy Building, OH-3 Room, North Side**

Lab ID-Version‡: 18439721-2

Sample Layers	Asbestos Content
Light Gray Floor Tile	ND
Black Mastic	5% Chrysotile
Beige Floor Tile	ND
Black Mastic	5% Chrysotile
<b>Sample Composite Homogeneity:</b> Good	

**Comments:** Sample ECG-24-7283-55B was not analyzed due to prior positive series.

**Location: ECG-24-7283-56A, Concrete Slab/Therapy Building, Room OH-1, Northeast Side**

Lab ID-Version‡: 18439723-1

Sample Layers	Asbestos Content
Gray Concrete	ND
Yellow Mastic	ND
<b>Sample Composite Homogeneity:</b> Good	

The test report shall not be reproduced except in full, without written approval of the laboratory. The report must not be used by the client to claim product certification, approval, or endorsement by NVLAP, NIST, or any agency of the federal government. The Company reserves the right to dispose of all samples after a period of thirty (30) days, according to all state and federal guidelines, unless otherwise specified.

All components not quantified as asbestos content and non-asbestos content are considered to be non-fibrous matrix components. Matrix components may include, but are not limited to, gypsum, paint, silicate minerals, vinyl, binder, calcium carbonate, tar, and foam.

Inhomogeneous samples are separated into homogeneous subsamples and analyzed individually. ND means no fibers were detected. When detected, the minimum detection and reporting limit is less than 1% unless point counting is performed. Floor tile samples may contain large amounts of interference material and it is recommended that the sample be analyzed by gravimetric point count analysis to lower the detection limit and to aid in asbestos identification.

‡ A "Version" indicated by "-x" after the Lab ID# with a value greater than 1 indicates a sample with amended data. The revision number is reflected by the value of "x". This report replaces the previous report released on August 20, 2024.

**Eurofins EPK Built Environment Testing, LLC**

2841 Dow Avenue, Suite 300, Tustin, CA 92780

(833) 465-5857 www.eurofinsus.com/Built

Client: Entek Consulting Group

C/O: Jose Hernandez, Gerald Morales

Re: 24-7283 Sacramento City USD; Bowling Green

Elementary School 4211 Turnbridge Drive

Sacramento, CA 95823

Date of Sampling: 07-29-2024

Date of Receipt: 08-13-2024

Date of Report: 09-10-2024

**ASBESTOS PLM REPORT**

**Location: ECG-24-7283-56B, Concrete Slab/Therapy Building, Restroom Foyer between Rooms OH-3 and OH-4, Northwest Side**

Lab ID-Version‡: 18439724-1

Sample Layers	Asbestos Content
Gray Concrete	ND
Yellow Mastic	ND
<b>Sample Composite Homogeneity: Good</b>	

The test report shall not be reproduced except in full, without written approval of the laboratory. The report must not be used by the client to claim product certification, approval, or endorsement by NVLAP, NIST, or any agency of the federal government. The Company reserves the right to dispose of all samples after a period of thirty (30) days, according to all state and federal guidelines, unless otherwise specified.

All components not quantified as asbestos content and non-asbestos content are considered to be non-fibrous matrix components. Matrix components may include, but are not limited to, gypsum, paint, silicate minerals, vinyl, binder, calcium carbonate, tar, and foam.

Inhomogeneous samples are separated into homogeneous subsamples and analyzed individually. ND means no fibers were detected. When detected, the minimum detection and reporting limit is less than 1% unless point counting is performed. Floor tile samples may contain large amounts of interference material and it is recommended that the sample be analyzed by gravimetric point count analysis to lower the detection limit and to aid in asbestos identification.

‡ A "Version" indicated by "-x" after the Lab ID# with a value greater than 1 indicates a sample with amended data. The revision number is reflected by the value of "x". This report replaces the previous report released on August 20, 2024.

**Eurofins EPK Built Environment Testing, LLC**

2841 Dow Avenue, Suite 300, Tustin, CA 92780

(833) 465-5857 www.eurofinsus.com/Built

Client: Entek Consulting Group

C/O: Jose Hernandez, Gerald Morales

Re: 24-7283 Sacramento City USD; Bowling Green

Elementary School 4211 Turnbridge Drive

Sacramento, CA 95823

Date of Sampling: 07-29-2024

Date of Receipt: 08-13-2024

Date of Report: 09-10-2024

**ASBESTOS PLM REPORT**

**Location: ECG-24-7283-57A, 4" Dark Brown Vinyl Base Cove with Mastic/Therapy Building, Outside of Room OH-6, East Wall**

Lab ID-Version‡: 18439725-1

Sample Layers	Asbestos Content
Dark Brown Cove Base	ND
Brown Mastic	ND
<b>Sample Composite Homogeneity: Good</b>	

**Location: ECG-24-7283-57B, 4" Dark Brown Vinyl Base Cove with Mastic/Therapy Building, Room OH-5, Northeast Wall**

Lab ID-Version‡: 18439726-1

Sample Layers	Asbestos Content
Dark Brown Cove Base	ND
Brown Mastic	ND
<b>Sample Composite Homogeneity: Good</b>	

**Location: ECG-24-7283-58A, 4" Gray Vinyl Base Cove with Mastic/Therapy Building, Room OH-1, East Wall**

Lab ID-Version‡: 18439727-1

Sample Layers	Asbestos Content
Gray Cove Base	ND
Yellow Mastic	ND
<b>Sample Composite Homogeneity: Good</b>	

**Location: ECG-24-7283-58B, 4" Gray Vinyl Base Cove with Mastic/Therapy Building, Room OH-3, North Wall**

Lab ID-Version‡: 18439728-1

Sample Layers	Asbestos Content
Gray Cove Base	ND
Yellow Mastic	ND
<b>Sample Composite Homogeneity: Good</b>	

The test report shall not be reproduced except in full, without written approval of the laboratory. The report must not be used by the client to claim product certification, approval, or endorsement by NVLAP, NIST, or any agency of the federal government. The Company reserves the right to dispose of all samples after a period of thirty (30) days, according to all state and federal guidelines, unless otherwise specified.

All components not quantified as asbestos content and non-asbestos content are considered to be non-fibrous matrix components. Matrix components may include, but are not limited to, gypsum, paint, silicate minerals, vinyl, binder, calcium carbonate, tar, and foam.

Inhomogeneous samples are separated into homogeneous subsamples and analyzed individually. ND means no fibers were detected. When detected, the minimum detection and reporting limit is less than 1% unless point counting is performed. Floor tile samples may contain large amounts of interference material and it is recommended that the sample be analyzed by gravimetric point count analysis to lower the detection limit and to aid in asbestos identification.

‡ A "Version" indicated by "-x" after the Lab ID# with a value greater than 1 indicates a sample with amended data. The revision number is reflected by the value of "x". This report replaces the previous report released on August 20, 2024.

**Eurofins EPK Built Environment Testing, LLC**

2841 Dow Avenue, Suite 300, Tustin, CA 92780

(833) 465-5857 www.eurofinsus.com/Built

Client: Entek Consulting Group

C/O: Jose Hernandez, Gerald Morales

Re: 24-7283 Sacramento City USD; Bowling Green

Elementary School 4211 Turnbridge Drive

Sacramento, CA 95823

Date of Sampling: 07-29-2024

Date of Receipt: 08-13-2024

Date of Report: 09-10-2024

**ASBESTOS PLM REPORT**

**Location: ECG-24-7283-59A, 4" Dark Blue Vinyl Base Cove with Mastic/Therapy**

**Building, Room OH-6, South Wall**

Lab ID-Version‡: 18439729-1

Sample Layers	Asbestos Content
Blue Cove Base	ND
Yellow Mastic	ND
<b>Sample Composite Homogeneity:</b> Good	

**Location: ECG-24-7283-59B, 4" Dark Blue Vinyl Base Cove with Mastic/Therapy**

**Building, Restroom Foyer between Rooms OH-5 & OH-6, East Wall**

Lab ID-Version‡: 18439730-1

Sample Layers	Asbestos Content
Blue Cove Base	ND
Yellow Mastic	ND
<b>Sample Composite Homogeneity:</b> Good	

**Location: ECG-24-7283-60A, Drywall with Joint Compound/Therapy Building, Break**

**Room, Northwest Corner**

Lab ID-Version‡: 18439731-1

Sample Layers	Asbestos Content
White Joint Compound with Paint	2% Chrysotile
Cream Tape	ND
White Joint Compound	2% Chrysotile
White Drywall	ND
<b>Composite Asbestos Fibrous Content:</b>	< 1% Asbestos
<b>Composite Non-Asbestos Content:</b>	15% Cellulose
<b>Sample Composite Homogeneity:</b> Good	

**Comments:** Composite asbestos content provided is only for Drywall/Joint compound. Composite content provided for this analysis has been performed by following the NESHAP guidelines. Samples ECG-24-7283-60B through ECG-24-7283-60D were not analyzed due to prior positive series.

The test report shall not be reproduced except in full, without written approval of the laboratory. The report must not be used by the client to claim product certification, approval, or endorsement by NVLAP, NIST, or any agency of the federal government. The Company reserves the right to dispose of all samples after a period of thirty (30) days, according to all state and federal guidelines, unless otherwise specified.

All components not quantified as asbestos content and non-asbestos content are considered to be non-fibrous matrix components. Matrix components may include, but are not limited to, gypsum, paint, silicate minerals, vinyl, binder, calcium carbonate, tar, and foam.

Inhomogeneous samples are separated into homogeneous subsamples and analyzed individually. ND means no fibers were detected. When detected, the minimum detection and reporting limit is less than 1% unless point counting is performed. Floor tile samples may contain large amounts of interference material and it is recommended that the sample be analyzed by gravimetric point count analysis to lower the detection limit and to aid in asbestos identification.

‡ A "Version" indicated by "-x" after the Lab ID# with a value greater than 1 indicates a sample with amended data. The revision number is reflected by the value of "x". This report replaces the previous report released on August 20, 2024.

**Eurofins EPK Built Environment Testing, LLC**

2841 Dow Avenue, Suite 300, Tustin, CA 92780

(833) 465-5857 www.eurofinsus.com/Built

Client: Entek Consulting Group

C/O: Jose Hernandez, Gerald Morales

Re: 24-7283 Sacramento City USD; Bowling Green

Elementary School 4211 Turnbridge Drive

Sacramento, CA 95823

Date of Sampling: 07-29-2024

Date of Receipt: 08-13-2024

Date of Report: 09-10-2024

**ASBESTOS PLM REPORT**

**Location: ECG-24-7283-61A, 4" White Ceramic Wall Tile with Grout and Mortar/**

**Therapy Building, Boy's Restroom between Rooms OH-3 and OH-4, Southwest Corner**

Lab ID-Version‡: 18439735-1

Sample Layers	Asbestos Content
White Ceramic Tile	ND
White Grout	ND
Yellow Mortar	ND
<b>Sample Composite Homogeneity:</b>	Poor

The test report shall not be reproduced except in full, without written approval of the laboratory. The report must not be used by the client to claim product certification, approval, or endorsement by NVLAP, NIST, or any agency of the federal government. The Company reserves the right to dispose of all samples after a period of thirty (30) days, according to all state and federal guidelines, unless otherwise specified.

All components not quantified as asbestos content and non-asbestos content are considered to be non-fibrous matrix components. Matrix components may include, but are not limited to, gypsum, paint, silicate minerals, vinyl, binder, calcium carbonate, tar, and foam.

Inhomogeneous samples are separated into homogeneous subsamples and analyzed individually. ND means no fibers were detected. When detected, the minimum detection and reporting limit is less than 1% unless point counting is performed. Floor tile samples may contain large amounts of interference material and it is recommended that the sample be analyzed by gravimetric point count analysis to lower the detection limit and to aid in asbestos identification.

‡ A "Version" indicated by "-x" after the Lab ID# with a value greater than 1 indicates a sample with amended data. The revision number is reflected by the value of "x". This report replaces the previous report released on August 20, 2024.

**Eurofins EPK Built Environment Testing, LLC**

2841 Dow Avenue, Suite 300, Tustin, CA 92780

(833) 465-5857 www.eurofinsus.com/Built

Client: Entek Consulting Group

C/O: Jose Hernandez, Gerald Morales

Re: 24-7283 Sacramento City USD; Bowling Green

Elementary School 4211 Turnbridge Drive

Sacramento, CA 95823

Date of Sampling: 07-29-2024

Date of Receipt: 08-13-2024

Date of Report: 09-10-2024

**ASBESTOS PLM REPORT****Location: ECG-24-7283-61B, 4" White Ceramic Wall Tile with Grout and Mortar/  
Therapy Building, Boy's Restroom between Rooms OH-3 and OH-4, Southwest Corner**

Lab ID-Version‡: 18439736-1

Sample Layers	Asbestos Content
White Ceramic Tile	ND
White Grout	ND
Yellow Mortar	ND
<b>Sample Composite Homogeneity:</b>	Poor

**Location: ECG-24-7283-62A, 2'x4' Ceiling Panel with Pinholes/Therapy Building,  
Common Area, East Side**

Lab ID-Version‡: 18439737-1

Sample Layers	Asbestos Content
Light Gray Ceiling Tile with White Surface	ND
<b>Composite Non-Asbestos Content:</b>	60% Cellulose 25% Glass Fibers
<b>Sample Composite Homogeneity:</b>	Poor

**Location: ECG-24-7283-62B, 2'x4' Ceiling Panel with Pinholes/Therapy Building,  
Common Area, North Side**

Lab ID-Version‡: 18439738-1

Sample Layers	Asbestos Content
Light Gray Ceiling Tile with White Surface	ND
<b>Composite Non-Asbestos Content:</b>	60% Cellulose 25% Glass Fibers
<b>Sample Composite Homogeneity:</b>	Poor

**Location: ECG-24-7283-63A, 2'x2' Ceiling Panel with Pinholes/Therapy Building, Room  
OH-1, Northeast Side**

Lab ID-Version‡: 18439739-1

Sample Layers	Asbestos Content
Light Gray Ceiling Tile with White Surface	ND
<b>Composite Non-Asbestos Content:</b>	60% Cellulose 25% Glass Fibers
<b>Sample Composite Homogeneity:</b>	Poor

The test report shall not be reproduced except in full, without written approval of the laboratory. The report must not be used by the client to claim product certification, approval, or endorsement by NVLAP, NIST, or any agency of the federal government. The Company reserves the right to dispose of all samples after a period of thirty (30) days, according to all state and federal guidelines, unless otherwise specified.

All components not quantified as asbestos content and non-asbestos content are considered to be non-fibrous matrix components. Matrix components may include, but are not limited to, gypsum, paint, silicate minerals, vinyl, binder, calcium carbonate, tar, and foam.

Inhomogeneous samples are separated into homogeneous subsamples and analyzed individually. ND means no fibers were detected. When detected, the minimum detection and reporting limit is less than 1% unless point counting is performed. Floor tile samples may contain large amounts of interference material and it is recommended that the sample be analyzed by gravimetric point count analysis to lower the detection limit and to aid in asbestos identification.

‡ A "Version" indicated by "-x" after the Lab ID# with a value greater than 1 indicates a sample with amended data. The revision number is reflected by the value of "x". This report replaces the previous report released on August 20, 2024.

**Eurofins EPK Built Environment Testing, LLC**

2841 Dow Avenue, Suite 300, Tustin, CA 92780

(833) 465-5857 www.eurofinsus.com/Built

Client: Entek Consulting Group

C/O: Jose Hernandez, Gerald Morales

Re: 24-7283 Sacramento City USD; Bowling Green

Elementary School 4211 Turnbridge Drive

Sacramento, CA 95823

Date of Sampling: 07-29-2024

Date of Receipt: 08-13-2024

Date of Report: 09-10-2024

**ASBESTOS PLM REPORT**

**Location: ECG-24-7283-63B, 2'x2' Ceiling Panel with Pinholes/Therapy Building, Room OH-5, Southwest Side**

Lab ID-Version‡: 18439740-1

Sample Layers	Asbestos Content
Light Gray Ceiling Tile with White Surface	ND
<b>Composite Non-Asbestos Content:</b>	60% Cellulose 25% Glass Fibers
<b>Sample Composite Homogeneity:</b>	Poor

**Location: ECG-24-7283-64A, 12"x12" Glue-On Ceiling Tiles and Pinholes/Therapy Building, Restroom Foyer between Rooms OH-3 and OH-4, Near Center**

Lab ID-Version‡: 18439741-1

Sample Layers	Asbestos Content
Brown Ceiling Tile with White Surface	ND
Brown Mastic	ND
<b>Composite Non-Asbestos Content:</b>	60% Cellulose 25% Glass Fibers
<b>Sample Composite Homogeneity:</b>	Poor

**Location: ECG-24-7283-64B, 12"x12" Glue-On Ceiling Tiles and Pinholes/Therapy Building, Restroom Foyer between Rooms OH-5 and OH-6, Near Center**

Lab ID-Version‡: 18439742-1

Sample Layers	Asbestos Content
Brown Ceiling Tile with White Surface	ND
Brown Mastic	ND
<b>Composite Non-Asbestos Content:</b>	60% Cellulose 25% Glass Fibers
<b>Sample Composite Homogeneity:</b>	Poor

The test report shall not be reproduced except in full, without written approval of the laboratory. The report must not be used by the client to claim product certification, approval, or endorsement by NVLAP, NIST, or any agency of the federal government. The Company reserves the right to dispose of all samples after a period of thirty (30) days, according to all state and federal guidelines, unless otherwise specified.

All components not quantified as asbestos content and non-asbestos content are considered to be non-fibrous matrix components. Matrix components may include, but are not limited to, gypsum, paint, silicate minerals, vinyl, binder, calcium carbonate, tar, and foam.

Inhomogeneous samples are separated into homogeneous subsamples and analyzed individually. ND means no fibers were detected. When detected, the minimum detection and reporting limit is less than 1% unless point counting is performed. Floor tile samples may contain large amounts of interference material and it is recommended that the sample be analyzed by gravimetric point count analysis to lower the detection limit and to aid in asbestos identification.

‡ A "Version" indicated by "-x" after the Lab ID# with a value greater than 1 indicates a sample with amended data. The revision number is reflected by the value of "x". This report replaces the previous report released on August 20, 2024.

**Eurofins EPK Built Environment Testing, LLC**

2841 Dow Avenue, Suite 300, Tustin, CA 92780

(833) 465-5857 www.eurofinsus.com/Built

Client: Entek Consulting Group

C/O: Jose Hernandez, Gerald Morales

Re: 24-7283 Sacramento City USD; Bowling Green

Elementary School 4211 Turnbridge Drive

Sacramento, CA 95823

Date of Sampling: 07-29-2024

Date of Receipt: 08-13-2024

Date of Report: 09-10-2024

**ASBESTOS PLM REPORT**

**Location: ECG-24-7283-65A, Carpet Mastic/Classrooms 1&2 Building, Classroom 1, East Side**

Lab ID-Version‡: 18439743-1

Sample Layers	Asbestos Content
Blue Carpet	ND
Black/Yellow Mastic	3% Chrysotile
<b>Sample Composite Homogeneity:</b> Moderate	

**Comments:** Sample ECG-24-7283-65B was not analyzed due to prior positive series.

The test report shall not be reproduced except in full, without written approval of the laboratory. The report must not be used by the client to claim product certification, approval, or endorsement by NVLAP, NIST, or any agency of the federal government. The Company reserves the right to dispose of all samples after a period of thirty (30) days, according to all state and federal guidelines, unless otherwise specified.

All components not quantified as asbestos content and non-asbestos content are considered to be non-fibrous matrix components. Matrix components may include, but are not limited to, gypsum, paint, silicate minerals, vinyl, binder, calcium carbonate, tar, and foam.

Inhomogeneous samples are separated into homogeneous subsamples and analyzed individually. ND means no fibers were detected. When detected, the minimum detection and reporting limit is less than 1% unless point counting is performed. Floor tile samples may contain large amounts of interference material and it is recommended that the sample be analyzed by gravimetric point count analysis to lower the detection limit and to aid in asbestos identification.

‡ A "Version" indicated by "-x" after the Lab ID# with a value greater than 1 indicates a sample with amended data. The revision number is reflected by the value of "x". This report replaces the previous report released on August 20, 2024.



**Eurofins EPK Built Environment Testing, LLC**

2841 Dow Avenue, Suite 300, Tustin, CA 92780

(833) 465-5857 www.eurofinsus.com/Built

Client: Entek Consulting Group

C/O: Jose Hernandez, Gerald Morales

Re: 24-7283 Sacramento City USD; Bowling Green

Elementary School 4211 Turnbridge Drive

Sacramento, CA 95823

Date of Sampling: 07-29-2024

Date of Receipt: 08-13-2024

Date of Report: 09-10-2024

**ASBESTOS PLM REPORT**

**Location: ECG-24-7283-66A, 12"x12" Beige Streak Vinyl Floor Tile with Mastic/  
Classroom 1&2 Building, Classroom 1, Southeast Side**

Lab ID-Version‡: 18439745-1

Sample Layers	Asbestos Content
Beige Floor Tile	ND
Yellow Mastic	ND
Gray Leveling Compound	ND
<b>Sample Composite Homogeneity:</b> Poor	

**Location: ECG-24-7283-66B, 12"x12" Beige Streak Vinyl Floor Tile with Mastic/  
Classroom 1&2 Building, Classroom 1, South Side**

Lab ID-Version‡: 18439746-1

Sample Layers	Asbestos Content
Beige Floor Tile	ND
Black Mastic	3% Chrysotile
<b>Sample Composite Homogeneity:</b> Poor	

**Location: ECG-24-7283-67A, 12"x12" Gray Streak Vinyl Floor Tile with Mastic/  
Classroom 1&2 Building, Classroom 1, Southeast Side**

Lab ID-Version‡: 18439747-1

Sample Layers	Asbestos Content
Gray Floor Tile	ND
Black Mastic	2% Chrysotile
<b>Sample Composite Homogeneity:</b> Poor	

**Comments:** Sample ECG-24-7283-67B was not analyzed due to prior positive series.

**Location: ECG-24-7283-68A, 4" Gray Vinyl Base Cove with Mastic/Classrooms 1&2  
Building, Classroom 1, North Wall**

Lab ID-Version‡: 18439749-1

Sample Layers	Asbestos Content
Gray Baseboard	ND
Yellow Mastic	ND
<b>Sample Composite Homogeneity:</b> Moderate	

The test report shall not be reproduced except in full, without written approval of the laboratory. The report must not be used by the client to claim product certification, approval, or endorsement by NVLAP, NIST, or any agency of the federal government. The Company reserves the right to dispose of all samples after a period of thirty (30) days, according to all state and federal guidelines, unless otherwise specified.

All components not quantified as asbestos content and non-asbestos content are considered to be non-fibrous matrix components. Matrix components may include, but are not limited to, gypsum, paint, silicate minerals, vinyl, binder, calcium carbonate, tar, and foam.

Inhomogeneous samples are separated into homogeneous subsamples and analyzed individually. ND means no fibers were detected. When detected, the minimum detection and reporting limit is less than 1% unless point counting is performed. Floor tile samples may contain large amounts of interference material and it is recommended that the sample be analyzed by gravimetric point count analysis to lower the detection limit and to aid in asbestos identification.

‡ A "Version" indicated by "-x" after the Lab ID# with a value greater than 1 indicates a sample with amended data. The revision number is reflected by the value of "x". This report replaces the previous report released on August 20, 2024.

**Eurofins EPK Built Environment Testing, LLC**

2841 Dow Avenue, Suite 300, Tustin, CA 92780

(833) 465-5857 www.eurofinsus.com/Built

Client: Entek Consulting Group

C/O: Jose Hernandez, Gerald Morales

Re: 24-7283 Sacramento City USD; Bowling Green

Elementary School 4211 Turnbridge Drive

Sacramento, CA 95823

Date of Sampling: 07-29-2024

Date of Receipt: 08-13-2024

Date of Report: 09-10-2024

**ASBESTOS PLM REPORT****Location: ECG-24-7283-68B, 4" Gray Vinyl Base Cove with Mastic/Classrooms 1&2 Building, Classroom 2, South Wall**

Lab ID-Version‡: 18439750-1

Sample Layers	Asbestos Content
Gray Baseboard	ND
Yellow Mastic	ND
Brown Mastic (Trace)	ND
<b>Sample Composite Homogeneity:</b>	Moderate

**Location: ECG-24-7283-69A, Beige Sheet Vinyl Flooring with Paper Backing and Mastic/ Classroom 1&2 Building, Classroom 1, Northwest Side**

Lab ID-Version‡: 18439751-1

Sample Layers	Asbestos Content
Beige Sheet Flooring with Fibrous Backing	ND
Yellow Mastic	ND
<b>Composite Non-Asbestos Content:</b>	25% Cellulose
<b>Sample Composite Homogeneity:</b>	Poor

**Location: ECG-24-7283-69B, Beige Sheet Vinyl Flooring with Paper Backing and Mastic/ Classroom 1&2 Building, Classroom 1, Southwest Side**

Lab ID-Version‡: 18439752-1

Sample Layers	Asbestos Content
Beige Sheet Flooring with Fibrous Backing	ND
Yellow Mastic	ND
<b>Composite Non-Asbestos Content:</b>	25% Cellulose
<b>Sample Composite Homogeneity:</b>	Poor

**Location: ECG-24-7283-70A, 4" Tan Vinyl Base Cove with Mastic/Classrooms 1&2 Building, Classroom 1, East Wall**

Lab ID-Version‡: 18439753-1

Sample Layers	Asbestos Content
Tan Baseboard	ND
Cream Mastic	ND
<b>Sample Composite Homogeneity:</b>	Moderate

The test report shall not be reproduced except in full, without written approval of the laboratory. The report must not be used by the client to claim product certification, approval, or endorsement by NVLAP, NIST, or any agency of the federal government. The Company reserves the right to dispose of all samples after a period of thirty (30) days, according to all state and federal guidelines, unless otherwise specified.

All components not quantified as asbestos content and non-asbestos content are considered to be non-fibrous matrix components. Matrix components may include, but are not limited to, gypsum, paint, silicate minerals, vinyl, binder, calcium carbonate, tar, and foam.

Inhomogeneous samples are separated into homogeneous subsamples and analyzed individually. ND means no fibers were detected. When detected, the minimum detection and reporting limit is less than 1% unless point counting is performed. Floor tile samples may contain large amounts of interference material and it is recommended that the sample be analyzed by gravimetric point count analysis to lower the detection limit and to aid in asbestos identification.

‡ A "Version" indicated by "-x" after the Lab ID# with a value greater than 1 indicates a sample with amended data. The revision number is reflected by the value of "x". This report replaces the previous report released on August 20, 2024.

**Eurofins EPK Built Environment Testing, LLC**

2841 Dow Avenue, Suite 300, Tustin, CA 92780

(833) 465-5857 www.eurofinsus.com/Built

Client: Entek Consulting Group

C/O: Jose Hernandez, Gerald Morales

Re: 24-7283 Sacramento City USD; Bowling Green

Elementary School 4211 Turnbridge Drive

Sacramento, CA 95823

Date of Sampling: 07-29-2024

Date of Receipt: 08-13-2024

Date of Report: 09-10-2024

**ASBESTOS PLM REPORT**

**Location: ECG-24-7283-70B, 4" Tan Vinyl Base Cove with Mastic/Classrooms 1&2 Building, Classroom 1, South Wall**

Lab ID-Version‡: 18439754-1

Sample Layers	Asbestos Content
Tan Baseboard	ND
Cream Mastic	ND
<b>Sample Composite Homogeneity:</b> Moderate	

**Location: ECG-24-7283-71A, Gray Speckled Sheet Vinyl Flooring with Paper Backing and Mastic/Classrooms 1&2 Building, Classroom 2, North Restroom**

Lab ID-Version‡: 18439755-1

Sample Layers	Asbestos Content
Gray Sheet Flooring with Fibrous Backing	ND
Yellow Mastic with Fibrous Debris	5% Chrysotile
Tan Fibrous Material	30% Chrysotile
<b>Composite Non-Asbestos Content:</b>	25% Cellulose
<b>Sample Composite Homogeneity:</b>	Poor

**Comments:** Sample ECG-24-7283-71B was not analyzed due to prior positive series.

**Location: ECG-24-7283-72A, Concrete Slab/Classrooms 1&2 Building, Classroom 1, East Side**

Lab ID-Version‡: 18439757-1

Sample Layers	Asbestos Content
Gray Concrete	ND
Black Mastic	3% Chrysotile
<b>Sample Composite Homogeneity:</b> Moderate	

**Comments:** Sample ECG-24-7283-72B was not analyzed due to prior positive series.

The test report shall not be reproduced except in full, without written approval of the laboratory. The report must not be used by the client to claim product certification, approval, or endorsement by NVLAP, NIST, or any agency of the federal government. The Company reserves the right to dispose of all samples after a period of thirty (30) days, according to all state and federal guidelines, unless otherwise specified.

All components not quantified as asbestos content and non-asbestos content are considered to be non-fibrous matrix components. Matrix components may include, but are not limited to, gypsum, paint, silicate minerals, vinyl, binder, calcium carbonate, tar, and foam.

Inhomogeneous samples are separated into homogeneous subsamples and analyzed individually. ND means no fibers were detected. When detected, the minimum detection and reporting limit is less than 1% unless point counting is performed. Floor tile samples may contain large amounts of interference material and it is recommended that the sample be analyzed by gravimetric point count analysis to lower the detection limit and to aid in asbestos identification.

‡ A "Version" indicated by "-x" after the Lab ID# with a value greater than 1 indicates a sample with amended data. The revision number is reflected by the value of "x". This report replaces the previous report released on August 20, 2024.

**Eurofins EPK Built Environment Testing, LLC**

2841 Dow Avenue, Suite 300, Tustin, CA 92780

(833) 465-5857 www.eurofinsus.com/Built

Client: Entek Consulting Group

C/O: Jose Hernandez, Gerald Morales

Re: 24-7283 Sacramento City USD; Bowling Green

Elementary School 4211 Turnbridge Drive

Sacramento, CA 95823

Date of Sampling: 07-29-2024

Date of Receipt: 08-13-2024

Date of Report: 09-10-2024

**ASBESTOS PLM REPORT**

**Location: ECG-24-7283-73A, Drywall with Joint Compound/Classrooms 1&2 Building, Classroom 1, Restroom, Southwest Corner**

Lab ID-Version‡: 18439759-1

Sample Layers	Asbestos Content
White Joint Compound with Paint	ND
Cream Tape	ND
White Joint Compound	ND
White Drywall with Brown Paper	ND
<b>Composite Non-Asbestos Content:</b>	10% Cellulose
<b>Sample Composite Homogeneity:</b>	Poor

The test report shall not be reproduced except in full, without written approval of the laboratory. The report must not be used by the client to claim product certification, approval, or endorsement by NVLAP, NIST, or any agency of the federal government. The Company reserves the right to dispose of all samples after a period of thirty (30) days, according to all state and federal guidelines, unless otherwise specified.

All components not quantified as asbestos content and non-asbestos content are considered to be non-fibrous matrix components. Matrix components may include, but are not limited to, gypsum, paint, silicate minerals, vinyl, binder, calcium carbonate, tar, and foam.

Inhomogeneous samples are separated into homogeneous subsamples and analyzed individually. ND means no fibers were detected. When detected, the minimum detection and reporting limit is less than 1% unless point counting is performed. Floor tile samples may contain large amounts of interference material and it is recommended that the sample be analyzed by gravimetric point count analysis to lower the detection limit and to aid in asbestos identification.

‡ A "Version" indicated by "-x" after the Lab ID# with a value greater than 1 indicates a sample with amended data. The revision number is reflected by the value of "x". This report replaces the previous report released on August 20, 2024.

**Eurofins EPK Built Environment Testing, LLC**

2841 Dow Avenue, Suite 300, Tustin, CA 92780

(833) 465-5857 www.eurofinsus.com/Built

Client: Entek Consulting Group

C/O: Jose Hernandez, Gerald Morales

Re: 24-7283 Sacramento City USD; Bowling Green

Elementary School 4211 Turnbridge Drive

Sacramento, CA 95823

Date of Sampling: 07-29-2024

Date of Receipt: 08-13-2024

Date of Report: 09-10-2024

**ASBESTOS PLM REPORT****Location: ECG-24-7283-73B, Drywall with Joint Compound/Classrooms 1&2 Building, Classroom 1, Restroom, Northwest Corner**

Lab ID-Version‡: 18439760-1

Sample Layers	Asbestos Content
White Joint Compound with Paint	ND
Cream Tape	ND
White Joint Compound	ND
White Drywall with Brown Paper	ND
<b>Composite Non-Asbestos Content:</b>	10% Cellulose
<b>Sample Composite Homogeneity:</b>	Poor

**Location: ECG-24-7283-74A, Drywall with Joint Compound/Classrooms 1&2 Building, Classroom 2, South Restroom, Northwest Corner**

Lab ID-Version‡: 18439761-1

Sample Layers	Asbestos Content
Off-White Joint Compound with Paint	2% Chrysotile
Cream Tape	ND
Off-White Joint Compound	2% Chrysotile
White Drywall with Brown Paper	ND
<b>Composite Asbestos Fibrous Content:</b>	< 1% Asbestos
<b>Composite Non-Asbestos Content:</b>	10% Cellulose
<b>Sample Composite Homogeneity:</b>	Poor

**Comments:** Sample ECG-24-7283-74B was not analyzed due to prior positive series. Composite asbestos content provided is only for Drywall/Joint compound. Composite content provided for this analysis has been performed by following the NESHAP guidelines.

**Location: ECG-24-7283-75A, Plastic Wall Panel Glue/Classrooms 1&2 Building, Classroom 1, Restroom, West Wall**

Lab ID-Version‡: 18439763-1

Sample Layers	Asbestos Content
Beige Glue	ND
<b>Sample Composite Homogeneity:</b>	Good

The test report shall not be reproduced except in full, without written approval of the laboratory. The report must not be used by the client to claim product certification, approval, or endorsement by NVLAP, NIST, or any agency of the federal government. The Company reserves the right to dispose of all samples after a period of thirty (30) days, according to all state and federal guidelines, unless otherwise specified.

All components not quantified as asbestos content and non-asbestos content are considered to be non-fibrous matrix components. Matrix components may include, but are not limited to, gypsum, paint, silicate minerals, vinyl, binder, calcium carbonate, tar, and foam.

Inhomogeneous samples are separated into homogeneous subsamples and analyzed individually. ND means no fibers were detected. When detected, the minimum detection and reporting limit is less than 1% unless point counting is performed. Floor tile samples may contain large amounts of interference material and it is recommended that the sample be analyzed by gravimetric point count analysis to lower the detection limit and to aid in asbestos identification.

‡ A "Version" indicated by "-x" after the Lab ID# with a value greater than 1 indicates a sample with amended data. The revision number is reflected by the value of "x". This report replaces the previous report released on August 20, 2024.

**Eurofins EPK Built Environment Testing, LLC**

2841 Dow Avenue, Suite 300, Tustin, CA 92780

(833) 465-5857 www.eurofinsus.com/Built

Client: Entek Consulting Group

C/O: Jose Hernandez, Gerald Morales

Re: 24-7283 Sacramento City USD; Bowling Green

Elementary School 4211 Turnbridge Drive

Sacramento, CA 95823

Date of Sampling: 07-29-2024

Date of Receipt: 08-13-2024

Date of Report: 09-10-2024

**ASBESTOS PLM REPORT**

**Location: ECG-24-7283-75B, Plastic Wall Panel Glue/Classrooms 1&2 Building,  
Classroom 1, Restroom, West Wall**

Lab ID-Version‡: 18439764-1

Sample Layers	Asbestos Content
Beige Glue	ND
<b>Sample Composite Homogeneity:</b> Good	

The test report shall not be reproduced except in full, without written approval of the laboratory. The report must not be used by the client to claim product certification, approval, or endorsement by NVLAP, NIST, or any agency of the federal government. The Company reserves the right to dispose of all samples after a period of thirty (30) days, according to all state and federal guidelines, unless otherwise specified.

All components not quantified as asbestos content and non-asbestos content are considered to be non-fibrous matrix components. Matrix components may include, but are not limited to, gypsum, paint, silicate minerals, vinyl, binder, calcium carbonate, tar, and foam.

Inhomogeneous samples are separated into homogeneous subsamples and analyzed individually. ND means no fibers were detected. When detected, the minimum detection and reporting limit is less than 1% unless point counting is performed. Floor tile samples may contain large amounts of interference material and it is recommended that the sample be analyzed by gravimetric point count analysis to lower the detection limit and to aid in asbestos identification.

‡ A "Version" indicated by "-x" after the Lab ID# with a value greater than 1 indicates a sample with amended data. The revision number is reflected by the value of "x". This report replaces the previous report released on August 20, 2024.

**Eurofins EPK Built Environment Testing, LLC**

2841 Dow Avenue, Suite 300, Tustin, CA 92780

(833) 465-5857 www.eurofinsus.com/Built

Client: Entek Consulting Group

C/O: Jose Hernandez, Gerald Morales

Re: 24-7283 Sacramento City USD; Bowling Green

Elementary School 4211 Turnbridge Drive

Sacramento, CA 95823

Date of Sampling: 07-29-2024

Date of Receipt: 08-13-2024

Date of Report: 09-10-2024

**ASBESTOS PLM REPORT**

**Location: ECG-24-7283-76A, 12"x12" Nail-On Ceiling Tile with Pinholes/Classrooms 1& 2 Building, Classroom 1, Northwest Side**

Lab ID-Version‡: 18439765-1

Sample Layers	Asbestos Content
Brown Ceiling Tile with White Surface	ND
<b>Composite Non-Asbestos Content:</b>	95% Cellulose
<b>Sample Composite Homogeneity:</b>	Good

**Location: ECG-24-7283-76B, 12"x12" Nail-On Ceiling Tile with Pinholes/Classrooms 1& 2 Building, Classroom 2, Northwest Side**

Lab ID-Version‡: 18439766-1

Sample Layers	Asbestos Content
Brown Ceiling Tile with White Surface	ND
<b>Composite Non-Asbestos Content:</b>	95% Cellulose
<b>Sample Composite Homogeneity:</b>	Good

**Location: ECG-24-7283-77A, Blue Carpet with Mastic over Beige Vinyl Floor Tile with Mastic/Classrooms 3-6 Building, Classroom 3, Center**

Lab ID-Version‡: 18439767-1

Sample Layers	Asbestos Content
Blue Carpet	ND
Yellow Mastic	ND
Tan Floor Tile	3% Chrysotile
Black Mastic	3% Chrysotile
<b>Composite Non-Asbestos Content:</b>	40% Synthetic Fibers
<b>Sample Composite Homogeneity:</b>	Poor

**Comments:** Samples ECG-24-7283-77B and ECG-24-7283-77C were not analyzed due to prior positive series.

**Location: ECG-24-7283-78A, Concrete Slab/Classrooms 3-6 Building, Classroom 4, Center**

Lab ID-Version‡: 18439770-1

Sample Layers	Asbestos Content
Gray Concrete	ND
Black Mastic	3% Chrysotile
<b>Sample Composite Homogeneity:</b>	Moderate

**Comments:** Sample ECG-24-7283-78B was not analyzed due to prior positive series.

The test report shall not be reproduced except in full, without written approval of the laboratory. The report must not be used by the client to claim product certification, approval, or endorsement by NVLAP, NIST, or any agency of the federal government. The Company reserves the right to dispose of all samples after a period of thirty (30) days, according to all state and federal guidelines, unless otherwise specified.

All components not quantified as asbestos content and non-asbestos content are considered to be non-fibrous matrix components. Matrix components may include, but are not limited to, gypsum, paint, silicate minerals, vinyl, binder, calcium carbonate, tar, and foam.

Inhomogeneous samples are separated into homogeneous subsamples and analyzed individually. ND means no fibers were detected. When detected, the minimum detection and reporting limit is less than 1% unless point counting is performed. Floor tile samples may contain large amounts of interference material and it is recommended that the sample be analyzed by gravimetric point count analysis to lower the detection limit and to aid in asbestos identification.

‡ A "Version" indicated by "-x" after the Lab ID# with a value greater than 1 indicates a sample with amended data. The revision number is reflected by the value of "x". This report replaces the previous report released on August 20, 2024.

**Eurofins EPK Built Environment Testing, LLC**

2841 Dow Avenue, Suite 300, Tustin, CA 92780

(833) 465-5857 www.eurofinsus.com/Built

Client: Entek Consulting Group

C/O: Jose Hernandez, Gerald Morales

Re: 24-7283 Sacramento City USD; Bowling Green

Elementary School 4211 Turnbridge Drive

Sacramento, CA 95823

Date of Sampling: 07-29-2024

Date of Receipt: 08-13-2024

Date of Report: 09-10-2024

**ASBESTOS PLM REPORT**

**Location: ECG-24-7283-79A, 12"x12" Gray Vinyl Floor Tile with Mastic over Beige Vinyl Floor Tile with Mastic/ Classrooms 3-6 Building, Classroom 3, Northwest Side**

Lab ID-Version‡: 18439772-1

Sample Layers	Asbestos Content
Gray Floor Tile	ND
Yellow Mastic	ND
Beige Floor Tile	3% Chrysotile
Black Mastic	3% Chrysotile
<b>Sample Composite Homogeneity:</b> Poor	

Comments: Samples ECG-24-7283-79B and ECG-24-7283-79C were not analyzed due to prior positive series.

**Location: ECG-24-7283-80A, 4" Gray Vinyl Base Cove with Mastic/Classrooms 3-6 Building, Classroom 3, North**

Lab ID-Version‡: 18439775-1

Sample Layers	Asbestos Content
Gray Baseboard	ND
Tan Mastic	ND
<b>Sample Composite Homogeneity:</b> Moderate	

**Location: ECG-24-7283-80B, 4" Gray Vinyl Base Cove with Mastic/Classrooms 3-6 Building, Classroom 5, North**

Lab ID-Version‡: 18439776-1

Sample Layers	Asbestos Content
Gray Baseboard	ND
Tan Mastic	ND
<b>Sample Composite Homogeneity:</b> Moderate	

**Location: ECG-24-7283-81A, Gray Speckled Epoxy Flooring/Classrooms 3-6 Building, Boy's Restroom, North**

Lab ID-Version‡: 18439777-1

Sample Layers	Asbestos Content
Gray Non-Fibrous Material	ND
<b>Sample Composite Homogeneity:</b> Good	

The test report shall not be reproduced except in full, without written approval of the laboratory. The report must not be used by the client to claim product certification, approval, or endorsement by NVLAP, NIST, or any agency of the federal government. The Company reserves the right to dispose of all samples after a period of thirty (30) days, according to all state and federal guidelines, unless otherwise specified.

All components not quantified as asbestos content and non-asbestos content are considered to be non-fibrous matrix components. Matrix components may include, but are not limited to, gypsum, paint, silicate minerals, vinyl, binder, calcium carbonate, tar, and foam.

Inhomogeneous samples are separated into homogeneous subsamples and analyzed individually. ND means no fibers were detected. When detected, the minimum detection and reporting limit is less than 1% unless point counting is performed. Floor tile samples may contain large amounts of interference material and it is recommended that the sample be analyzed by gravimetric point count analysis to lower the detection limit and to aid in asbestos identification.

‡ A "Version" indicated by "-x" after the Lab ID# with a value greater than 1 indicates a sample with amended data. The revision number is reflected by the value of "x". This report replaces the previous report released on August 20, 2024.



**Eurofins EPK Built Environment Testing, LLC**

2841 Dow Avenue, Suite 300, Tustin, CA 92780

(833) 465-5857 www.eurofinsus.com/Built

Client: Entek Consulting Group

C/O: Jose Hernandez, Gerald Morales

Re: 24-7283 Sacramento City USD; Bowling Green

Elementary School 4211 Turnbridge Drive

Sacramento, CA 95823

Date of Sampling: 07-29-2024

Date of Receipt: 08-13-2024

Date of Report: 09-10-2024

**ASBESTOS PLM REPORT**

**Location: ECG-24-7283-81B, Gray Speckled Epoxy Flooring/Classrooms 3-6 Building, Girl's Restroom, East**

Lab ID-Version‡: 18439778-1

Sample Layers	Asbestos Content
Gray Non-Fibrous Material	ND
<b>Sample Composite Homogeneity:</b> Good	

**Location: ECG-24-7283-82A, Blue Speckled Epoxy Wall Coating/Classrooms 3-6 Building, Boy's Restroom, South**

Lab ID-Version‡: 18439779-1

Sample Layers	Asbestos Content
Blue Non-Fibrous Material	ND
<b>Sample Composite Homogeneity:</b> Good	

**Location: ECG-24-7283-82B, Blue Speckled Epoxy Wall Coating/Classrooms 3-6 Building, Boy's Restroom, South**

Lab ID-Version‡: 18439780-1

Sample Layers	Asbestos Content
Blue Non-Fibrous Material	ND
<b>Sample Composite Homogeneity:</b> Good	

**Location: ECG-24-7283-83A, Drywall with Joint Compound/Classrooms 3-6 Building, Boy's Restroom, Northwest Corner**

Lab ID-Version‡: 18439781-1

Sample Layers	Asbestos Content
White Joint Compound with Paint	ND
Cream Tape	ND
White Joint Compound	ND
White Drywall with Brown Paper	ND
<b>Composite Non-Asbestos Content:</b>	10% Cellulose
<b>Sample Composite Homogeneity:</b>	Poor

The test report shall not be reproduced except in full, without written approval of the laboratory. The report must not be used by the client to claim product certification, approval, or endorsement by NVLAP, NIST, or any agency of the federal government. The Company reserves the right to dispose of all samples after a period of thirty (30) days, according to all state and federal guidelines, unless otherwise specified.

All components not quantified as asbestos content and non-asbestos content are considered to be non-fibrous matrix components. Matrix components may include, but are not limited to, gypsum, paint, silicate minerals, vinyl, binder, calcium carbonate, tar, and foam.

Inhomogeneous samples are separated into homogeneous subsamples and analyzed individually. ND means no fibers were detected. When detected, the minimum detection and reporting limit is less than 1% unless point counting is performed. Floor tile samples may contain large amounts of interference material and it is recommended that the sample be analyzed by gravimetric point count analysis to lower the detection limit and to aid in asbestos identification.

‡ A "Version" indicated by "-x" after the Lab ID# with a value greater than 1 indicates a sample with amended data. The revision number is reflected by the value of "x". This report replaces the previous report released on August 20, 2024.

**Eurofins EPK Built Environment Testing, LLC**

2841 Dow Avenue, Suite 300, Tustin, CA 92780

(833) 465-5857 www.eurofinsus.com/Built

Client: Entek Consulting Group

C/O: Jose Hernandez, Gerald Morales

Re: 24-7283 Sacramento City USD; Bowling Green

Elementary School 4211 Turnbridge Drive

Sacramento, CA 95823

Date of Sampling: 07-29-2024

Date of Receipt: 08-13-2024

Date of Report: 09-10-2024

**ASBESTOS PLM REPORT**

**Location: ECG-24-7283-83B, Drywall with Joint Compound/Classrooms 3-6 Building, Girl's Restroom, Southeast Corner**

Lab ID-Version‡: 18439782-1

Sample Layers	Asbestos Content
White Joint Compound with Paint	ND
Cream Tape	ND
White Joint Compound	ND
White Drywall with Brown Paper	ND
<b>Composite Non-Asbestos Content:</b>	10% Cellulose
<b>Sample Composite Homogeneity:</b>	Poor

**Location: ECG-24-7283-84A, Skim Coat/Classrooms 3-6 Building, Girl's Restroom, South**

Lab ID-Version‡: 18439783-1

Sample Layers	Asbestos Content
White Skim Coat	ND
<b>Sample Composite Homogeneity:</b>	Good

**Location: ECG-24-7283-84B, Skim Coat/Classrooms 3-6 Building, Boy's Restroom, East**

Lab ID-Version‡: 18439784-1

Sample Layers	Asbestos Content
White Skim Coat	ND
<b>Sample Composite Homogeneity:</b>	Good

**Location: ECG-24-7283-84C, Skim Coat/Classrooms 3-6 Building, Boy's Restroom, South**

Lab ID-Version‡: 18439785-1

Sample Layers	Asbestos Content
White Skim Coat	ND
<b>Sample Composite Homogeneity:</b>	Good

The test report shall not be reproduced except in full, without written approval of the laboratory. The report must not be used by the client to claim product certification, approval, or endorsement by NVLAP, NIST, or any agency of the federal government. The Company reserves the right to dispose of all samples after a period of thirty (30) days, according to all state and federal guidelines, unless otherwise specified.

All components not quantified as asbestos content and non-asbestos content are considered to be non-fibrous matrix components. Matrix components may include, but are not limited to, gypsum, paint, silicate minerals, vinyl, binder, calcium carbonate, tar, and foam.

Inhomogeneous samples are separated into homogeneous subsamples and analyzed individually. ND means no fibers were detected. When detected, the minimum detection and reporting limit is less than 1% unless point counting is performed. Floor tile samples may contain large amounts of interference material and it is recommended that the sample be analyzed by gravimetric point count analysis to lower the detection limit and to aid in asbestos identification.

‡ A "Version" indicated by "-x" after the Lab ID# with a value greater than 1 indicates a sample with amended data. The revision number is reflected by the value of "x". This report replaces the previous report released on August 20, 2024.

**Eurofins EPK Built Environment Testing, LLC**

2841 Dow Avenue, Suite 300, Tustin, CA 92780

(833) 465-5857 www.eurofinsus.com/Built

Client: Entek Consulting Group

C/O: Jose Hernandez, Gerald Morales

Re: 24-7283 Sacramento City USD; Bowling Green

Elementary School 4211 Turnbridge Drive

Sacramento, CA 95823

Date of Sampling: 07-29-2024

Date of Receipt: 08-13-2024

Date of Report: 09-10-2024

**ASBESTOS PLM REPORT**

**Location: ECG-24-7283-85A, 12"x12" Nail-on Ceiling Tile with Pinholes/Classrooms 3-6 Building, Classroom 4, North**

Lab ID-Version‡: 18439786-1

Sample Layers	Asbestos Content
Brown Ceiling Tile with White Surface	ND
<b>Composite Non-Asbestos Content:</b>	95% Cellulose
<b>Sample Composite Homogeneity:</b>	Moderate

**Location: ECG-24-7283-85B, 12"x12" Nail-on Ceiling Tile with Pinholes/Classrooms 3-6 Building, Classroom 6, North**

Lab ID-Version‡: 18439787-1

Sample Layers	Asbestos Content
Brown Ceiling Tile with White Surface	ND
<b>Composite Non-Asbestos Content:</b>	95% Cellulose
<b>Sample Composite Homogeneity:</b>	Moderate

**Location: ECG-24-7283-86A, Concrete Slab/Classroom 7 & Counselor 7.5 Building, Classroom 7, East**

Lab ID-Version‡: 18439788-1

Sample Layers	Asbestos Content
Gray Concrete	ND
Black Mastic (Trace)	2% Chrysotile
<b>Sample Composite Homogeneity:</b>	Moderate

**Comments:** Sample ECG-24-7283-86B was not analyzed due to prior positive series.

The test report shall not be reproduced except in full, without written approval of the laboratory. The report must not be used by the client to claim product certification, approval, or endorsement by NVLAP, NIST, or any agency of the federal government. The Company reserves the right to dispose of all samples after a period of thirty (30) days, according to all state and federal guidelines, unless otherwise specified.

All components not quantified as asbestos content and non-asbestos content are considered to be non-fibrous matrix components. Matrix components may include, but are not limited to, gypsum, paint, silicate minerals, vinyl, binder, calcium carbonate, tar, and foam.

Inhomogeneous samples are separated into homogeneous subsamples and analyzed individually. ND means no fibers were detected. When detected, the minimum detection and reporting limit is less than 1% unless point counting is performed. Floor tile samples may contain large amounts of interference material and it is recommended that the sample be analyzed by gravimetric point count analysis to lower the detection limit and to aid in asbestos identification.

‡ A "Version" indicated by "-x" after the Lab ID# with a value greater than 1 indicates a sample with amended data. The revision number is reflected by the value of "x". This report replaces the previous report released on August 20, 2024.

**Eurofins EPK Built Environment Testing, LLC**

2841 Dow Avenue, Suite 300, Tustin, CA 92780

(833) 465-5857 www.eurofinsus.com/Built

Client: Entek Consulting Group

C/O: Jose Hernandez, Gerald Morales

Re: 24-7283 Sacramento City USD; Bowling Green

Elementary School 4211 Turnbridge Drive

Sacramento, CA 95823

Date of Sampling: 07-29-2024

Date of Receipt: 08-13-2024

Date of Report: 09-10-2024

**ASBESTOS PLM REPORT**

**Location: ECG-24-7283-87A, 12"x12" Gray Streak Vinyl Floor Tile with Mastic over Green Vinyl Floor Tile with Mastic/Classroom 7 & Counselor 7.5 Building, Classroom 7, Northeast**

Lab ID-Version‡: 18439790-1

Sample Layers	Asbestos Content
Gray Floor Tile	ND
Yellow Mastic	ND
Green Floor Tile	3% Chrysotile
Black Mastic	3% Chrysotile
<b>Sample Composite Homogeneity:</b>	Poor

**Comments:** Sample ECG-24-7283-87B was not analyzed due to prior positive series.

The test report shall not be reproduced except in full, without written approval of the laboratory. The report must not be used by the client to claim product certification, approval, or endorsement by NVLAP, NIST, or any agency of the federal government. The Company reserves the right to dispose of all samples after a period of thirty (30) days, according to all state and federal guidelines, unless otherwise specified.

All components not quantified as asbestos content and non-asbestos content are considered to be non-fibrous matrix components. Matrix components may include, but are not limited to, gypsum, paint, silicate minerals, vinyl, binder, calcium carbonate, tar, and foam.

Inhomogeneous samples are separated into homogeneous subsamples and analyzed individually. ND means no fibers were detected. When detected, the minimum detection and reporting limit is less than 1% unless point counting is performed. Floor tile samples may contain large amounts of interference material and it is recommended that the sample be analyzed by gravimetric point count analysis to lower the detection limit and to aid in asbestos identification.

‡ A "Version" indicated by "-x" after the Lab ID# with a value greater than 1 indicates a sample with amended data. The revision number is reflected by the value of "x". This report replaces the previous report released on August 20, 2024.

**Eurofins EPK Built Environment Testing, LLC**

2841 Dow Avenue, Suite 300, Tustin, CA 92780

(833) 465-5857 www.eurofinsus.com/Built

Client: Entek Consulting Group

C/O: Jose Hernandez, Gerald Morales

Re: 24-7283 Sacramento City USD; Bowling Green

Elementary School 4211 Turnbridge Drive

Sacramento, CA 95823

Date of Sampling: 07-29-2024

Date of Receipt: 08-13-2024

Date of Report: 09-10-2024

**ASBESTOS PLM REPORT**

**Location: ECG-24-7283-88A, Blue Striped Carpet with Mastic over Beige Vinyl Floor**

**Tile with Mastic/Classroom 7 & Counselor 7.5 Building, Classroom 7, East**

Lab ID-Version‡: 18439792-1

Sample Layers	Asbestos Content
Blue Carpet	ND
Yellow Mastic	ND
Green Floor Tile	3% Chrysotile
Black Mastic	3% Chrysotile
<b>Composite Non-Asbestos Content:</b>	20% Synthetic Fibers
<b>Sample Composite Homogeneity:</b>	Poor

Comments: Sample ECG-24-7283-88B was not analyzed due to prior positive series.

**Location: ECG-24-7283-89A, 12"x12" Gray Streak Vinyl Floor Tile with Mastic/  
Classroom 7 & Counselor 7.5 Building, Counselor 7.5, North**

Lab ID-Version‡: 18439794-1

Sample Layers	Asbestos Content
Gray Floor Tile	ND
Black Mastic	ND
<b>Sample Composite Homogeneity:</b>	Moderate

**Location: ECG-24-7283-89B, 12"x12" Gray Streak Vinyl Floor Tile with Mastic/  
Classroom 7 & Counselor 7.5 Building, Counselor 7.5 Restroom, Southeast**

Lab ID-Version‡: 18439795-1

Sample Layers	Asbestos Content
Gray Floor Tile	ND
Black Mastic	ND
<b>Sample Composite Homogeneity:</b>	Moderate

The test report shall not be reproduced except in full, without written approval of the laboratory. The report must not be used by the client to claim product certification, approval, or endorsement by NVLAP, NIST, or any agency of the federal government. The Company reserves the right to dispose of all samples after a period of thirty (30) days, according to all state and federal guidelines, unless otherwise specified.

All components not quantified as asbestos content and non-asbestos content are considered to be non-fibrous matrix components. Matrix components may include, but are not limited to, gypsum, paint, silicate minerals, vinyl, binder, calcium carbonate, tar, and foam.

Inhomogeneous samples are separated into homogeneous subsamples and analyzed individually. ND means no fibers were detected. When detected, the minimum detection and reporting limit is less than 1% unless point counting is performed. Floor tile samples may contain large amounts of interference material and it is recommended that the sample be analyzed by gravimetric point count analysis to lower the detection limit and to aid in asbestos identification.

‡ A "Version" indicated by "-x" after the Lab ID# with a value greater than 1 indicates a sample with amended data. The revision number is reflected by the value of "x". This report replaces the previous report released on August 20, 2024.

**Eurofins EPK Built Environment Testing, LLC**

2841 Dow Avenue, Suite 300, Tustin, CA 92780

(833) 465-5857 www.eurofinsus.com/Built

Client: Entek Consulting Group

C/O: Jose Hernandez, Gerald Morales

Re: 24-7283 Sacramento City USD; Bowling Green

Elementary School 4211 Turnbridge Drive

Sacramento, CA 95823

Date of Sampling: 07-29-2024

Date of Receipt: 08-13-2024

Date of Report: 09-10-2024

**ASBESTOS PLM REPORT**

**Location: ECG-24-7283-90A, Blue Carpet with Mastic/Classroom 7 & Counselor 7.5**

**Building, Counselor 7.5, Near Center**

Lab ID-Version‡: 18439796-1

Sample Layers	Asbestos Content
Blue Carpet	ND
Yellow Mastic	ND
<b>Composite Non-Asbestos Content:</b>	90% Synthetic Fibers
<b>Sample Composite Homogeneity:</b>	Moderate

The test report shall not be reproduced except in full, without written approval of the laboratory. The report must not be used by the client to claim product certification, approval, or endorsement by NVLAP, NIST, or any agency of the federal government. The Company reserves the right to dispose of all samples after a period of thirty (30) days, according to all state and federal guidelines, unless otherwise specified.

All components not quantified as asbestos content and non-asbestos content are considered to be non-fibrous matrix components. Matrix components may include, but are not limited to, gypsum, paint, silicate minerals, vinyl, binder, calcium carbonate, tar, and foam.

Inhomogeneous samples are separated into homogeneous subsamples and analyzed individually. ND means no fibers were detected. When detected, the minimum detection and reporting limit is less than 1% unless point counting is performed. Floor tile samples may contain large amounts of interference material and it is recommended that the sample be analyzed by gravimetric point count analysis to lower the detection limit and to aid in asbestos identification.

‡ A "Version" indicated by "-x" after the Lab ID# with a value greater than 1 indicates a sample with amended data. The revision number is reflected by the value of "x". This report replaces the previous report released on August 20, 2024.

**Eurofins EPK Built Environment Testing, LLC**

2841 Dow Avenue, Suite 300, Tustin, CA 92780

(833) 465-5857 www.eurofinsus.com/Built

Client: Entek Consulting Group

C/O: Jose Hernandez, Gerald Morales

Re: 24-7283 Sacramento City USD; Bowling Green

Elementary School 4211 Turnbridge Drive

Sacramento, CA 95823

Date of Sampling: 07-29-2024

Date of Receipt: 08-13-2024

Date of Report: 09-10-2024

**ASBESTOS PLM REPORT****Location: ECG-24-7283-90B, Blue Carpet with Mastic/Classroom 7 & Counselor 7.5****Building, Counselor 7.5, Southeast**

Lab ID-Version‡: 18439797-1

Sample Layers	Asbestos Content
Blue Carpet	ND
Yellow Mastic	ND
<b>Composite Non-Asbestos Content:</b>	90% Synthetic Fibers
<b>Sample Composite Homogeneity:</b>	Moderate

**Location: ECG-24-7283-91A, 4" Gray Vinyl Base Cove with Mastic/Classroom 7 & Counselor 7.5 Building, Counselor 7.5, North**

Lab ID-Version‡: 18439798-1

Sample Layers	Asbestos Content
Gray Baseboard	ND
Cream Mastic	ND
<b>Sample Composite Homogeneity:</b>	Moderate

**Location: ECG-24-7283-91B, 4" Gray Vinyl Base Cove with Mastic/Classroom 7 & Counselor 7.5 Building, Classroom 7, East**

Lab ID-Version‡: 18439799-1

Sample Layers	Asbestos Content
Gray Baseboard	ND
Cream Mastic	ND
<b>Sample Composite Homogeneity:</b>	Moderate

**Location: ECG-24-7283-92A, Plaster Board/Classroom 7 & Counselor 7.5 Building, Counselor 7.5 Restroom, North**

Lab ID-Version‡: 18439800-1

Sample Layers	Asbestos Content
White Drywall with Brown Paper	ND
<b>Composite Non-Asbestos Content:</b>	20% Cellulose
<b>Sample Composite Homogeneity:</b>	Moderate

The test report shall not be reproduced except in full, without written approval of the laboratory. The report must not be used by the client to claim product certification, approval, or endorsement by NVLAP, NIST, or any agency of the federal government. The Company reserves the right to dispose of all samples after a period of thirty (30) days, according to all state and federal guidelines, unless otherwise specified.

All components not quantified as asbestos content and non-asbestos content are considered to be non-fibrous matrix components. Matrix components may include, but are not limited to, gypsum, paint, silicate minerals, vinyl, binder, calcium carbonate, tar, and foam.

Inhomogeneous samples are separated into homogeneous subsamples and analyzed individually. ND means no fibers were detected. When detected, the minimum detection and reporting limit is less than 1% unless point counting is performed. Floor tile samples may contain large amounts of interference material and it is recommended that the sample be analyzed by gravimetric point count analysis to lower the detection limit and to aid in asbestos identification.

‡ A "Version" indicated by "-x" after the Lab ID# with a value greater than 1 indicates a sample with amended data. The revision number is reflected by the value of "x". This report replaces the previous report released on August 20, 2024.

**Eurofins EPK Built Environment Testing, LLC**

2841 Dow Avenue, Suite 300, Tustin, CA 92780

(833) 465-5857 www.eurofinsus.com/Built

Client: Entek Consulting Group

C/O: Jose Hernandez, Gerald Morales

Re: 24-7283 Sacramento City USD; Bowling Green

Elementary School 4211 Turnbridge Drive

Sacramento, CA 95823

Date of Sampling: 07-29-2024

Date of Receipt: 08-13-2024

Date of Report: 09-10-2024

**ASBESTOS PLM REPORT****Location: ECG-24-7283-92B, Plaster Board/Classroom 7 & Counselor 7.5 Building, Counselor 7.5 Restroom, North**

Lab ID-Version‡: 18439801-1

Sample Layers	Asbestos Content
White Drywall with Brown Paper	ND
<b>Composite Non-Asbestos Content:</b>	20% Cellulose
<b>Sample Composite Homogeneity:</b>	Moderate

**Location: ECG-24-7283-93A, Plaster/Classroom 7 & Counselor 7.5 Building, Counselor 7.5, West Wall, North**

Lab ID-Version‡: 18439802-1

Sample Layers	Asbestos Content
White Plaster	ND
Off-White Plaster	ND
<b>Sample Composite Homogeneity:</b>	Moderate

**Location: ECG-24-7283-93B, Plaster/Classroom 7 & Counselor 7.5 Building, Counselor 7.5, East Wall**

Lab ID-Version‡: 18439803-1

Sample Layers	Asbestos Content
White Plaster	ND
Off-White Plaster	ND
<b>Sample Composite Homogeneity:</b>	Moderate

**Location: ECG-24-7283-93C, Plaster/Classroom 7 & Counselor 7.5 Building, Counselor 7.5, North Wall**

Lab ID-Version‡: 18439804-1

Sample Layers	Asbestos Content
White Plaster	ND
Off-White Plaster	ND
<b>Sample Composite Homogeneity:</b>	Moderate

The test report shall not be reproduced except in full, without written approval of the laboratory. The report must not be used by the client to claim product certification, approval, or endorsement by NVLAP, NIST, or any agency of the federal government. The Company reserves the right to dispose of all samples after a period of thirty (30) days, according to all state and federal guidelines, unless otherwise specified.

All components not quantified as asbestos content and non-asbestos content are considered to be non-fibrous matrix components. Matrix components may include, but are not limited to, gypsum, paint, silicate minerals, vinyl, binder, calcium carbonate, tar, and foam.

Inhomogeneous samples are separated into homogeneous subsamples and analyzed individually. ND means no fibers were detected. When detected, the minimum detection and reporting limit is less than 1% unless point counting is performed. Floor tile samples may contain large amounts of interference material and it is recommended that the sample be analyzed by gravimetric point count analysis to lower the detection limit and to aid in asbestos identification.

‡ A "Version" indicated by "-x" after the Lab ID# with a value greater than 1 indicates a sample with amended data. The revision number is reflected by the value of "x". This report replaces the previous report released on August 20, 2024.



**Eurofins EPK Built Environment Testing, LLC**

2841 Dow Avenue, Suite 300, Tustin, CA 92780

(833) 465-5857 www.eurofinsus.com/Built

Client: Entek Consulting Group

C/O: Jose Hernandez, Gerald Morales

Re: 24-7283 Sacramento City USD; Bowling Green

Elementary School 4211 Turnbridge Drive

Sacramento, CA 95823

Date of Sampling: 07-29-2024

Date of Receipt: 08-13-2024

Date of Report: 09-10-2024

**ASBESTOS PLM REPORT**

**Location: ECG-24-7283-93D, Plaster/Classroom 7 & Counselor 7.5 Building, Counselor 7.5, West Wall, South**

Lab ID-Version‡: 18439805-1

Sample Layers	Asbestos Content
White Plaster	ND
Off-White Plaster	ND
<b>Sample Composite Homogeneity:</b> Moderate	

**Location: ECG-24-7283-93E, Plaster/Classroom 7 & Counselor 7.5 Building, Counselor 7.5 Restroom, North Wall**

Lab ID-Version‡: 18439806-1

Sample Layers	Asbestos Content
White Plaster	ND
Off-White Plaster	ND
<b>Sample Composite Homogeneity:</b> Moderate	

**Location: ECG-24-7283-94A, 6" Red Clay Tile Base with Gray Grout and Mortar/Classroom 7 & Counselor 7.5 Building, Counselor 7.5 Restroom, North**

Lab ID-Version‡: 18439807-1

Sample Layers	Asbestos Content
Red Tile	ND
Gray Grout	ND
Tan Mortar	2% Chrysotile
<b>Sample Composite Homogeneity:</b> Poor	

**Comments:** Sample ECG-24-7283-94B was not analyzed due to prior positive series.

**Location: ECG-24-7283-95A, 12"x12" Nail-on Ceiling Tile with Pinholes/Classroom 7 & Counselor 7.5 Building**

Lab ID-Version‡: 18439809-1

Sample Layers	Asbestos Content
Brown Ceiling Tile with White Surface	ND
<b>Composite Non-Asbestos Content:</b> 95% Cellulose	
<b>Sample Composite Homogeneity:</b> Moderate	

The test report shall not be reproduced except in full, without written approval of the laboratory. The report must not be used by the client to claim product certification, approval, or endorsement by NVLAP, NIST, or any agency of the federal government. The Company reserves the right to dispose of all samples after a period of thirty (30) days, according to all state and federal guidelines, unless otherwise specified.

All components not quantified as asbestos content and non-asbestos content are considered to be non-fibrous matrix components. Matrix components may include, but are not limited to, gypsum, paint, silicate minerals, vinyl, binder, calcium carbonate, tar, and foam.

Inhomogeneous samples are separated into homogeneous subsamples and analyzed individually. ND means no fibers were detected. When detected, the minimum detection and reporting limit is less than 1% unless point counting is performed. Floor tile samples may contain large amounts of interference material and it is recommended that the sample be analyzed by gravimetric point count analysis to lower the detection limit and to aid in asbestos identification.

‡ A "Version" indicated by "-x" after the Lab ID# with a value greater than 1 indicates a sample with amended data. The revision number is reflected by the value of "x". This report replaces the previous report released on August 20, 2024.

**Eurofins EPK Built Environment Testing, LLC**

2841 Dow Avenue, Suite 300, Tustin, CA 92780

(833) 465-5857 www.eurofinsus.com/Built

Client: Entek Consulting Group

C/O: Jose Hernandez, Gerald Morales

Re: 24-7283 Sacramento City USD; Bowling Green

Elementary School 4211 Turnbridge Drive

Sacramento, CA 95823

Date of Sampling: 07-29-2024

Date of Receipt: 08-13-2024

Date of Report: 09-10-2024

**ASBESTOS PLM REPORT****Location: ECG-24-7283-95B, 12"x12" Nail-on Ceiling Tile with Pinholes/Classroom 7 & Counselor 7.5 Building**

Lab ID-Version‡: 18439810-1

Sample Layers	Asbestos Content
Brown Ceiling Tile with White Surface	ND
<b>Composite Non-Asbestos Content:</b>	95% Cellulose
<b>Sample Composite Homogeneity:</b>	Moderate

**Location: ECG-24-7283-96A, 4" Green Vinyl Base Cove with Mastic/Classrooms 8-9.5 Building, Storage Room, South**

Lab ID-Version‡: 18439811-1

Sample Layers	Asbestos Content
Green Baseboard	ND
Yellow Mastic	2% Chrysotile
<b>Sample Composite Homogeneity:</b>	Moderate

**Comments:** Sample ECG-24-7283-96B was not analyzed due to prior positive series.**Location: ECG-24-7283-97A, 9"x9" Beige with Green Speckles Vinyl Floor Tile with Mastic/Classrooms 8-9.5 Building, Storage Room, East**

Lab ID-Version‡: 18439813-1

Sample Layers	Asbestos Content
Beige Floor Tile	3% Chrysotile
Black Mastic	3% Chrysotile
<b>Sample Composite Homogeneity:</b>	Moderate

**Comments:** Sample ECG-24-7283-97B was not analyzed due to prior positive series.**Location: ECG-24-7283-98A, Concrete Slab/Classrooms 8-9.5 Building, Classroom 9, Near Center**

Lab ID-Version‡: 18439815-1

Sample Layers	Asbestos Content
Gray Concrete	ND
Black Mastic (Trace)	2% Chrysotile
<b>Sample Composite Homogeneity:</b>	Moderate

**Comments:** Sample ECG-24-7283-98B was not analyzed due to prior positive series.

The test report shall not be reproduced except in full, without written approval of the laboratory. The report must not be used by the client to claim product certification, approval, or endorsement by NVLAP, NIST, or any agency of the federal government. The Company reserves the right to dispose of all samples after a period of thirty (30) days, according to all state and federal guidelines, unless otherwise specified.

All components not quantified as asbestos content and non-asbestos content are considered to be non-fibrous matrix components. Matrix components may include, but are not limited to, gypsum, paint, silicate minerals, vinyl, binder, calcium carbonate, tar, and foam.

Inhomogeneous samples are separated into homogeneous subsamples and analyzed individually. ND means no fibers were detected. When detected, the minimum detection and reporting limit is less than 1% unless point counting is performed. Floor tile samples may contain large amounts of interference material and it is recommended that the sample be analyzed by gravimetric point count analysis to lower the detection limit and to aid in asbestos identification.

‡ A "Version" indicated by "-x" after the Lab ID# with a value greater than 1 indicates a sample with amended data. The revision number is reflected by the value of "x". This report replaces the previous report released on August 20, 2024.

**Eurofins EPK Built Environment Testing, LLC**

2841 Dow Avenue, Suite 300, Tustin, CA 92780

(833) 465-5857 www.eurofinsus.com/Built

Client: Entek Consulting Group

C/O: Jose Hernandez, Gerald Morales

Re: 24-7283 Sacramento City USD; Bowling Green

Elementary School 4211 Turnbridge Drive

Sacramento, CA 95823

Date of Sampling: 07-29-2024

Date of Receipt: 08-13-2024

Date of Report: 09-10-2024

**ASBESTOS PLM REPORT**

**Location: ECG-24-7283-99A, Blue Carpet with Mastic over Beige Vinyl Floor Tile with Mastic/Classrooms 8-9.5 Building, Classroom 8, Near Center**

Lab ID-Version‡: 18439817-1

Sample Layers	Asbestos Content
Blue Carpet	ND
Yellow Mastic	ND
Beige Floor Tile	3% Chrysotile
Black Mastic	3% Chrysotile
<b>Sample Composite Homogeneity:</b> Poor	

Comments: Sample ECG-24-7283-99B was not analyzed due to prior positive series.

**Location: ECG-24-7283-100A, 12"x12" Gray Streak Vinyl Floor Tile with Mastic over Beige Vinyl Floor Tile with Mastic/Classrooms 8-9.5 Building, Classroom 8, North**

Lab ID-Version‡: 18439819-1

Sample Layers	Asbestos Content
Gray Floor Tile	ND
Yellow Mastic	ND
Beige Floor Tile	3% Chrysotile
Black Mastic (Trace)	3% Chrysotile
<b>Sample Composite Homogeneity:</b> Poor	

Comments: Sample ECG-24-7283-100B was not analyzed due to prior positive series.

**Location: ECG-24-7283-101A, 4" Gray Vinyl Base Cove with Mastic/Classrooms 8-9.5 Building, Classroom 8, West**

Lab ID-Version‡: 18439821-1

Sample Layers	Asbestos Content
Gray Baseboard	ND
Cream Mastic	ND
<b>Sample Composite Homogeneity:</b> Moderate	

The test report shall not be reproduced except in full, without written approval of the laboratory. The report must not be used by the client to claim product certification, approval, or endorsement by NVLAP, NIST, or any agency of the federal government. The Company reserves the right to dispose of all samples after a period of thirty (30) days, according to all state and federal guidelines, unless otherwise specified.

All components not quantified as asbestos content and non-asbestos content are considered to be non-fibrous matrix components. Matrix components may include, but are not limited to, gypsum, paint, silicate minerals, vinyl, binder, calcium carbonate, tar, and foam.

Inhomogeneous samples are separated into homogeneous subsamples and analyzed individually. ND means no fibers were detected. When detected, the minimum detection and reporting limit is less than 1% unless point counting is performed. Floor tile samples may contain large amounts of interference material and it is recommended that the sample be analyzed by gravimetric point count analysis to lower the detection limit and to aid in asbestos identification.

‡ A "Version" indicated by "-x" after the Lab ID# with a value greater than 1 indicates a sample with amended data. The revision number is reflected by the value of "x". This report replaces the previous report released on August 20, 2024.

**Eurofins EPK Built Environment Testing, LLC**

2841 Dow Avenue, Suite 300, Tustin, CA 92780

(833) 465-5857 www.eurofinsus.com/Built

Client: Entek Consulting Group

C/O: Jose Hernandez, Gerald Morales

Re: 24-7283 Sacramento City USD; Bowling Green

Elementary School 4211 Turnbridge Drive

Sacramento, CA 95823

Date of Sampling: 07-29-2024

Date of Receipt: 08-13-2024

Date of Report: 09-10-2024

**ASBESTOS PLM REPORT**

**Location: ECG-24-7283-101B, 4" Gray Vinyl Base Cove with Mastic/Classrooms 8-9.5**

**Building, Classroom 9, West**

Lab ID-Version‡: 18439822-1

Sample Layers	Asbestos Content
Gray Baseboard	ND
Cream Mastic	ND
<b>Sample Composite Homogeneity:</b> Moderate	

The test report shall not be reproduced except in full, without written approval of the laboratory. The report must not be used by the client to claim product certification, approval, or endorsement by NVLAP, NIST, or any agency of the federal government. The Company reserves the right to dispose of all samples after a period of thirty (30) days, according to all state and federal guidelines, unless otherwise specified.

All components not quantified as asbestos content and non-asbestos content are considered to be non-fibrous matrix components. Matrix components may include, but are not limited to, gypsum, paint, silicate minerals, vinyl, binder, calcium carbonate, tar, and foam.

Inhomogeneous samples are separated into homogeneous subsamples and analyzed individually. ND means no fibers were detected. When detected, the minimum detection and reporting limit is less than 1% unless point counting is performed. Floor tile samples may contain large amounts of interference material and it is recommended that the sample be analyzed by gravimetric point count analysis to lower the detection limit and to aid in asbestos identification.

‡ A "Version" indicated by "-x" after the Lab ID# with a value greater than 1 indicates a sample with amended data. The revision number is reflected by the value of "x". This report replaces the previous report released on August 20, 2024.

**Eurofins EPK Built Environment Testing, LLC**

2841 Dow Avenue, Suite 300, Tustin, CA 92780

(833) 465-5857 www.eurofinsus.com/Built

Client: Entek Consulting Group

C/O: Jose Hernandez, Gerald Morales

Re: 24-7283 Sacramento City USD; Bowling Green

Elementary School 4211 Turnbridge Drive

Sacramento, CA 95823

Date of Sampling: 07-29-2024

Date of Receipt: 08-13-2024

Date of Report: 09-10-2024

**ASBESTOS PLM REPORT**

**Location: ECG-24-7283-102A, 6" Red Clay Tile Base with Gray Grout and Mortar/  
Classrooms 8-9.5 Building, Boiler Room, East**

Lab ID-Version‡: 18439823-1

Sample Layers	Asbestos Content
Red Tile	ND
Gray Grout	ND
White Mortar	ND
<b>Sample Composite Homogeneity:</b> Poor	

**Location: ECG-24-7283-103A, Plaster/Classrooms 8-9.5 Building, Classroom 8, East**

Lab ID-Version‡: 18439824-1

Sample Layers	Asbestos Content
White Plaster	ND
Off-White Plaster	ND
<b>Sample Composite Homogeneity:</b> Moderate	

**Location: ECG-24-7283-103B, Plaster/Classrooms 8-9.5 Building, Classroom 8.5, East**

Lab ID-Version‡: 18439825-1

Sample Layers	Asbestos Content
White Plaster	ND
Off-White Plaster	ND
<b>Sample Composite Homogeneity:</b> Moderate	

**Location: ECG-24-7283-103C, Plaster/Classrooms 8-9.5 Building, Classroom 8.5, West**

Lab ID-Version‡: 18439826-1

Sample Layers	Asbestos Content
White Plaster	ND
Off-White Plaster	ND
<b>Sample Composite Homogeneity:</b> Moderate	

The test report shall not be reproduced except in full, without written approval of the laboratory. The report must not be used by the client to claim product certification, approval, or endorsement by NVLAP, NIST, or any agency of the federal government. The Company reserves the right to dispose of all samples after a period of thirty (30) days, according to all state and federal guidelines, unless otherwise specified.

All components not quantified as asbestos content and non-asbestos content are considered to be non-fibrous matrix components. Matrix components may include, but are not limited to, gypsum, paint, silicate minerals, vinyl, binder, calcium carbonate, tar, and foam.

Inhomogeneous samples are separated into homogeneous subsamples and analyzed individually. ND means no fibers were detected. When detected, the minimum detection and reporting limit is less than 1% unless point counting is performed. Floor tile samples may contain large amounts of interference material and it is recommended that the sample be analyzed by gravimetric point count analysis to lower the detection limit and to aid in asbestos identification.

‡ A "Version" indicated by "-x" after the Lab ID# with a value greater than 1 indicates a sample with amended data. The revision number is reflected by the value of "x". This report replaces the previous report released on August 20, 2024.

**Eurofins EPK Built Environment Testing, LLC**

2841 Dow Avenue, Suite 300, Tustin, CA 92780

(833) 465-5857 www.eurofinsus.com/Built

Client: Entek Consulting Group

C/O: Jose Hernandez, Gerald Morales

Re: 24-7283 Sacramento City USD; Bowling Green

Elementary School 4211 Turnbridge Drive

Sacramento, CA 95823

Date of Sampling: 07-29-2024

Date of Receipt: 08-13-2024

Date of Report: 09-10-2024

**ASBESTOS PLM REPORT**

**Location: ECG-24-7283-103D, Plaster/Classrooms 8-9.5 Building, Storage Room, East**

Lab ID-Version‡: 18439827-1

Sample Layers	Asbestos Content
White Plaster	ND
Off-White Plaster	ND
<b>Sample Composite Homogeneity:</b> Moderate	

**Location: ECG-24-7283-103E, Plaster/Classrooms 8-9.5 Building, Boiler Room, East**

Lab ID-Version‡: 18439828-1

Sample Layers	Asbestos Content
White Plaster	ND
Off-White Plaster	ND
<b>Sample Composite Homogeneity:</b> Moderate	

**Location: ECG-24-7283-103F, Plaster/Classrooms 8-9.5 Building, Boiler Room, South**

Lab ID-Version‡: 18439829-1

Sample Layers	Asbestos Content
White Plaster	ND
Off-White Plaster	ND
<b>Sample Composite Homogeneity:</b> Moderate	

**Location: ECG-24-7283-103G, Plaster/Classrooms 8-9.5 Building, Classroom 9.5, South**

Lab ID-Version‡: 18439830-1

Sample Layers	Asbestos Content
White Plaster	ND
Off-White Plaster	ND
<b>Sample Composite Homogeneity:</b> Moderate	

The test report shall not be reproduced except in full, without written approval of the laboratory. The report must not be used by the client to claim product certification, approval, or endorsement by NVLAP, NIST, or any agency of the federal government. The Company reserves the right to dispose of all samples after a period of thirty (30) days, according to all state and federal guidelines, unless otherwise specified.

All components not quantified as asbestos content and non-asbestos content are considered to be non-fibrous matrix components. Matrix components may include, but are not limited to, gypsum, paint, silicate minerals, vinyl, binder, calcium carbonate, tar, and foam.

Inhomogeneous samples are separated into homogeneous subsamples and analyzed individually. ND means no fibers were detected. When detected, the minimum detection and reporting limit is less than 1% unless point counting is performed. Floor tile samples may contain large amounts of interference material and it is recommended that the sample be analyzed by gravimetric point count analysis to lower the detection limit and to aid in asbestos identification.

‡ A "Version" indicated by "-x" after the Lab ID# with a value greater than 1 indicates a sample with amended data. The revision number is reflected by the value of "x". This report replaces the previous report released on August 20, 2024.

**Eurofins EPK Built Environment Testing, LLC**

2841 Dow Avenue, Suite 300, Tustin, CA 92780

(833) 465-5857 www.eurofinsus.com/Built

Client: Entek Consulting Group

C/O: Jose Hernandez, Gerald Morales

Re: 24-7283 Sacramento City USD; Bowling Green

Elementary School 4211 Turnbridge Drive

Sacramento, CA 95823

Date of Sampling: 07-29-2024

Date of Receipt: 08-13-2024

Date of Report: 09-10-2024

**ASBESTOS PLM REPORT**

**Location: ECG-24-7283-104A, 12"x12" Nail-on Ceiling Tile with Pinholes/Classrooms 8-9.5 Building, Classroom 8, North**

Lab ID-Version‡: 18439831-1

Sample Layers	Asbestos Content
Brown Ceiling Tile with White Surface	ND
<b>Composite Non-Asbestos Content:</b>	95% Cellulose
<b>Sample Composite Homogeneity:</b>	Moderate

**Location: ECG-24-7283-104B, 12"x12" Nail-on Ceiling Tile with Pinholes/Classrooms 8-9.5 Building, Classroom 9, North**

Lab ID-Version‡: 18439832-1

Sample Layers	Asbestos Content
Brown Ceiling Tile with White Surface	ND
<b>Composite Non-Asbestos Content:</b>	95% Cellulose
<b>Sample Composite Homogeneity:</b>	Moderate

**Location: ECG-24-7283-105A, 12"x12" Glue-on Ceiling Tiles with Pinholes & Fissures/Classrooms 8-9.5 Building, Classroom 8.5, Northeast**

Lab ID-Version‡: 18439833-1

Sample Layers	Asbestos Content
Brown Ceiling Tile with White Surface	ND
Brown Mastic	ND
<b>Composite Non-Asbestos Content:</b>	90% Cellulose
<b>Sample Composite Homogeneity:</b>	Moderate

**Location: ECG-24-7283-105B, 12"x12" Glue-on Ceiling Tiles with Pinholes & Fissures/Classrooms 8-9.5 Building, Classroom 8.5, Northwest**

Lab ID-Version‡: 18439834-1

Sample Layers	Asbestos Content
Brown Ceiling Tile with White Surface	ND
Brown Mastic	ND
<b>Composite Non-Asbestos Content:</b>	90% Cellulose
<b>Sample Composite Homogeneity:</b>	Moderate

The test report shall not be reproduced except in full, without written approval of the laboratory. The report must not be used by the client to claim product certification, approval, or endorsement by NVLAP, NIST, or any agency of the federal government. The Company reserves the right to dispose of all samples after a period of thirty (30) days, according to all state and federal guidelines, unless otherwise specified.

All components not quantified as asbestos content and non-asbestos content are considered to be non-fibrous matrix components. Matrix components may include, but are not limited to, gypsum, paint, silicate minerals, vinyl, binder, calcium carbonate, tar, and foam.

Inhomogeneous samples are separated into homogeneous subsamples and analyzed individually. ND means no fibers were detected. When detected, the minimum detection and reporting limit is less than 1% unless point counting is performed. Floor tile samples may contain large amounts of interference material and it is recommended that the sample be analyzed by gravimetric point count analysis to lower the detection limit and to aid in asbestos identification.

‡ A "Version" indicated by "-x" after the Lab ID# with a value greater than 1 indicates a sample with amended data. The revision number is reflected by the value of "x". This report replaces the previous report released on August 20, 2024.

**Eurofins EPK Built Environment Testing, LLC**

2841 Dow Avenue, Suite 300, Tustin, CA 92780

(833) 465-5857 www.eurofinsus.com/Built

Client: Entek Consulting Group

C/O: Jose Hernandez, Gerald Morales

Re: 24-7283 Sacramento City USD; Bowling Green

Elementary School 4211 Turnbridge Drive

Sacramento, CA 95823

Date of Sampling: 07-29-2024

Date of Receipt: 08-13-2024

Date of Report: 09-10-2024

**ASBESTOS PLM REPORT**

**Location: ECG-24-7283-106A, 4" OD Hardpack Pipe Run Insulation/Classrooms 8-9.5**

**Building, Boiler Room, Southwest Side**

Lab ID-Version‡: 18439835-1

Sample Layers	Asbestos Content
White Insulation	10% Amosite 10% Chrysotile
<b>Sample Composite Homogeneity:</b> Good	

**Comments:** Samples ECG-24-7283-106B and ECG-24-7283-106C were not analyzed due to prior positive series.

**Location: ECG-24-7283-107A, 4" OD Hardpack Pipe Elbow/Tee Insulation/Classrooms 8-**

**9.5 Building, Boiler Room, Southwest Side**

Lab ID-Version‡: 18439838-1

Sample Layers	Asbestos Content
White Insulation	15% Chrysotile
<b>Composite Non-Asbestos Content:</b> 20% Glass Fibers	
<b>Sample Composite Homogeneity:</b> Good	

**Location: ECG-24-7283-108A, Remnant Black Floor Mastic/PE Storage Restroom, West Side**

Lab ID-Version‡: 18439839-1

Sample Layers	Asbestos Content
Black Mastic	3% Chrysotile
<b>Sample Composite Homogeneity:</b> Good	

**Comments:** Sample ECG-24-7283-108B was not analyzed due to prior positive series.

**Location: ECG-24-7283-109A, Concrete Slab/Classroom 10, Near Center**

Lab ID-Version‡: 18439841-1

Sample Layers	Asbestos Content
Gray Concrete	ND
Black Mastic	2% Chrysotile
<b>Sample Composite Homogeneity:</b> Moderate	

**Comments:** Sample ECG-24-7283-109B was not analyzed due to prior positive series.

The test report shall not be reproduced except in full, without written approval of the laboratory. The report must not be used by the client to claim product certification, approval, or endorsement by NVLAP, NIST, or any agency of the federal government. The Company reserves the right to dispose of all samples after a period of thirty (30) days, according to all state and federal guidelines, unless otherwise specified.

All components not quantified as asbestos content and non-asbestos content are considered to be non-fibrous matrix components. Matrix components may include, but are not limited to, gypsum, paint, silicate minerals, vinyl, binder, calcium carbonate, tar, and foam.

Inhomogeneous samples are separated into homogeneous subsamples and analyzed individually. ND means no fibers were detected. When detected, the minimum detection and reporting limit is less than 1% unless point counting is performed. Floor tile samples may contain large amounts of interference material and it is recommended that the sample be analyzed by gravimetric point count analysis to lower the detection limit and to aid in asbestos identification.

‡ A "Version" indicated by "-x" after the Lab ID# with a value greater than 1 indicates a sample with amended data. The revision number is reflected by the value of "x". This report replaces the previous report released on August 20, 2024.



**Eurofins EPK Built Environment Testing, LLC**

2841 Dow Avenue, Suite 300, Tustin, CA 92780

(833) 465-5857 www.eurofinsus.com/Built

Client: Entek Consulting Group

C/O: Jose Hernandez, Gerald Morales

Re: 24-7283 Sacramento City USD; Bowling Green

Elementary School 4211 Turnbridge Drive

Sacramento, CA 95823

Date of Sampling: 07-29-2024

Date of Receipt: 08-13-2024

Date of Report: 09-10-2024

**ASBESTOS PLM REPORT**

**Location: ECG-24-7283-110A, 12"x12" Gray Streak Vinyl Floor Tile with Mastic over Beige Vinyl Floor Tile with Mastic/Classroom 10, East**

Lab ID-Version‡: 18439843-1

Sample Layers	Asbestos Content
Gray Floor Tile	ND
Beige Mastic	ND
Beige Floor Tile	5% Chrysotile
Black Mastic	3% Chrysotile
<b>Sample Composite Homogeneity:</b> Poor	

**Comments:** Sample ECG-24-7283-110B was not analyzed due to prior positive series.

**Location: ECG-24-7283-111A, 4" Gray Vinyl Base Cove with Mastic/Library, North**

Lab ID-Version‡: 18439845-1

Sample Layers	Asbestos Content
Gray Cove Base	ND
Off-White Mastic	ND
<b>Sample Composite Homogeneity:</b> Moderate	

**Location: ECG-24-7283-111B, 4" Gray Vinyl Base Cove with Mastic/Speech Room, North**

Lab ID-Version‡: 18439846-1

Sample Layers	Asbestos Content
Gray Cove Base	ND
Off-White Mastic	ND
<b>Sample Composite Homogeneity:</b> Moderate	

The test report shall not be reproduced except in full, without written approval of the laboratory. The report must not be used by the client to claim product certification, approval, or endorsement by NVLAP, NIST, or any agency of the federal government. The Company reserves the right to dispose of all samples after a period of thirty (30) days, according to all state and federal guidelines, unless otherwise specified.

All components not quantified as asbestos content and non-asbestos content are considered to be non-fibrous matrix components. Matrix components may include, but are not limited to, gypsum, paint, silicate minerals, vinyl, binder, calcium carbonate, tar, and foam.

Inhomogeneous samples are separated into homogeneous subsamples and analyzed individually. ND means no fibers were detected. When detected, the minimum detection and reporting limit is less than 1% unless point counting is performed. Floor tile samples may contain large amounts of interference material and it is recommended that the sample be analyzed by gravimetric point count analysis to lower the detection limit and to aid in asbestos identification.

‡ A "Version" indicated by "-x" after the Lab ID# with a value greater than 1 indicates a sample with amended data. The revision number is reflected by the value of "x". This report replaces the previous report released on August 20, 2024.

**Eurofins EPK Built Environment Testing, LLC**

2841 Dow Avenue, Suite 300, Tustin, CA 92780

(833) 465-5857 www.eurofinsus.com/Built

Client: Entek Consulting Group

C/O: Jose Hernandez, Gerald Morales

Re: 24-7283 Sacramento City USD; Bowling Green

Elementary School 4211 Turnbridge Drive

Sacramento, CA 95823

Date of Sampling: 07-29-2024

Date of Receipt: 08-13-2024

Date of Report: 09-10-2024

**ASBESTOS PLM REPORT**

**Location: ECG-24-7283-112A, Blue Carpet with Mastic over Beige Vinyl Floor Tile with Mastic/Classroom 10, Near Center**

Lab ID-Version‡: 18439847-1

Sample Layers	Asbestos Content
Blue Carpet	ND
Beige Mastic	ND
Beige Floor Tile	5% Chrysotile
Black Mastic	3% Chrysotile
<b>Composite Non-Asbestos Content:</b>	5% Synthetic Fibers
<b>Sample Composite Homogeneity:</b>	Poor

**Comments:** Sample ECG-24-7283-112B was not analyzed due to prior positive series.

The test report shall not be reproduced except in full, without written approval of the laboratory. The report must not be used by the client to claim product certification, approval, or endorsement by NVLAP, NIST, or any agency of the federal government. The Company reserves the right to dispose of all samples after a period of thirty (30) days, according to all state and federal guidelines, unless otherwise specified.

All components not quantified as asbestos content and non-asbestos content are considered to be non-fibrous matrix components. Matrix components may include, but are not limited to, gypsum, paint, silicate minerals, vinyl, binder, calcium carbonate, tar, and foam.

Inhomogeneous samples are separated into homogeneous subsamples and analyzed individually. ND means no fibers were detected. When detected, the minimum detection and reporting limit is less than 1% unless point counting is performed. Floor tile samples may contain large amounts of interference material and it is recommended that the sample be analyzed by gravimetric point count analysis to lower the detection limit and to aid in asbestos identification.

‡ A "Version" indicated by "-x" after the Lab ID# with a value greater than 1 indicates a sample with amended data. The revision number is reflected by the value of "x". This report replaces the previous report released on August 20, 2024.

**Eurofins EPK Built Environment Testing, LLC**

2841 Dow Avenue, Suite 300, Tustin, CA 92780

(833) 465-5857 www.eurofinsus.com/Built

Client: Entek Consulting Group

C/O: Jose Hernandez, Gerald Morales

Re: 24-7283 Sacramento City USD; Bowling Green

Elementary School 4211 Turnbridge Drive

Sacramento, CA 95823

Date of Sampling: 07-29-2024

Date of Receipt: 08-13-2024

Date of Report: 09-10-2024

**ASBESTOS PLM REPORT**

**Location: ECG-24-7283-113A, Black & White Epoxy Flooring/Classroom 10 & Library**

**Building, Boy's Restroom**

Lab ID-Version‡: 18439849-1

Sample Layers	Asbestos Content
Black/White Flooring	ND
<b>Sample Composite Homogeneity:</b> Good	

**Location: ECG-24-7283-113B, Black & White Epoxy Flooring/Classroom 10 & Library**

**Building, Girl's Restroom**

Lab ID-Version‡: 18439850-1

Sample Layers	Asbestos Content
Black/White Flooring	ND
<b>Sample Composite Homogeneity:</b> Good	

**Location: ECG-24-7283-114A, 6" Red Clay Tile Base with Gray Grout and Mortar/PE**

**Storage Room, North**

Lab ID-Version‡: 18439851-1

Sample Layers	Asbestos Content
Red Tile	ND
Gray Grout	ND
<b>Sample Composite Homogeneity:</b> Moderate	

**Comments:** Mortar not detected.

**Location: ECG-24-7283-115A, Blue Speckled Epoxy Wall Coating/Classroom 10 &**

**Library Building, Boy's Restroom**

Lab ID-Version‡: 18439852-1

Sample Layers	Asbestos Content
Blue Coating	ND
<b>Sample Composite Homogeneity:</b> Good	

The test report shall not be reproduced except in full, without written approval of the laboratory. The report must not be used by the client to claim product certification, approval, or endorsement by NVLAP, NIST, or any agency of the federal government. The Company reserves the right to dispose of all samples after a period of thirty (30) days, according to all state and federal guidelines, unless otherwise specified.

All components not quantified as asbestos content and non-asbestos content are considered to be non-fibrous matrix components. Matrix components may include, but are not limited to, gypsum, paint, silicate minerals, vinyl, binder, calcium carbonate, tar, and foam.

Inhomogeneous samples are separated into homogeneous subsamples and analyzed individually. ND means no fibers were detected. When detected, the minimum detection and reporting limit is less than 1% unless point counting is performed. Floor tile samples may contain large amounts of interference material and it is recommended that the sample be analyzed by gravimetric point count analysis to lower the detection limit and to aid in asbestos identification.

‡ A "Version" indicated by "-x" after the Lab ID# with a value greater than 1 indicates a sample with amended data. The revision number is reflected by the value of "x". This report replaces the previous report released on August 20, 2024.

**Eurofins EPK Built Environment Testing, LLC**

2841 Dow Avenue, Suite 300, Tustin, CA 92780

(833) 465-5857 www.eurofinsus.com/Built

Client: Entek Consulting Group

C/O: Jose Hernandez, Gerald Morales

Re: 24-7283 Sacramento City USD; Bowling Green

Elementary School 4211 Turnbridge Drive

Sacramento, CA 95823

Date of Sampling: 07-29-2024

Date of Receipt: 08-13-2024

Date of Report: 09-10-2024

**ASBESTOS PLM REPORT**

**Location: ECG-24-7283-115B, Blue Speckled Epoxy Wall Coating/Classroom 10 & Library Building, Girl's Restroom**

Lab ID-Version‡: 18439853-1

Sample Layers	Asbestos Content
Blue Coating	ND
<b>Sample Composite Homogeneity:</b> Good	

**Location: ECG-24-7283-116A, Drywall with Joint Compound/Classroom 10 & Library Building, Boy's Restroom, Southwest Corner**

Lab ID-Version‡: 18439854-1

Sample Layers	Asbestos Content
White Texture	ND
Cream Tape	ND
White Joint Compound	ND
White Drywall with Brown Paper	ND
<b>Composite Non-Asbestos Content:</b>	10% Cellulose < 1% Glass Fibers
<b>Sample Composite Homogeneity:</b> Poor	

**Location: ECG-24-7283-116B, Drywall with Joint Compound/Classroom 10 & Library Building, Girl's Restroom, Southeast Corner**

Lab ID-Version‡: 18439855-1

Sample Layers	Asbestos Content
White Texture	ND
Cream Tape	ND
White Joint Compound	ND
White Drywall with Brown Paper	ND
<b>Composite Non-Asbestos Content:</b>	10% Cellulose < 1% Glass Fibers
<b>Sample Composite Homogeneity:</b> Poor	

The test report shall not be reproduced except in full, without written approval of the laboratory. The report must not be used by the client to claim product certification, approval, or endorsement by NVLAP, NIST, or any agency of the federal government. The Company reserves the right to dispose of all samples after a period of thirty (30) days, according to all state and federal guidelines, unless otherwise specified.

All components not quantified as asbestos content and non-asbestos content are considered to be non-fibrous matrix components. Matrix components may include, but are not limited to, gypsum, paint, silicate minerals, vinyl, binder, calcium carbonate, tar, and foam.

Inhomogeneous samples are separated into homogeneous subsamples and analyzed individually. ND means no fibers were detected. When detected, the minimum detection and reporting limit is less than 1% unless point counting is performed. Floor tile samples may contain large amounts of interference material and it is recommended that the sample be analyzed by gravimetric point count analysis to lower the detection limit and to aid in asbestos identification.

‡ A "Version" indicated by "-x" after the Lab ID# with a value greater than 1 indicates a sample with amended data. The revision number is reflected by the value of "x". This report replaces the previous report released on August 20, 2024.

**Eurofins EPK Built Environment Testing, LLC**

2841 Dow Avenue, Suite 300, Tustin, CA 92780

(833) 465-5857 www.eurofinsus.com/Built

Client: Entek Consulting Group

C/O: Jose Hernandez, Gerald Morales

Re: 24-7283 Sacramento City USD; Bowling Green

Elementary School 4211 Turnbridge Drive

Sacramento, CA 95823

Date of Sampling: 07-29-2024

Date of Receipt: 08-13-2024

Date of Report: 09-10-2024

**ASBESTOS PLM REPORT**

**Location: ECG-24-7283-117A, Skim Coat/Classroom 10 & Library Building, Girl's Restroom, South**

Lab ID-Version‡: 18439856-1

Sample Layers	Asbestos Content
White Skim Coat	ND
<b>Sample Composite Homogeneity:</b> Good	

The test report shall not be reproduced except in full, without written approval of the laboratory. The report must not be used by the client to claim product certification, approval, or endorsement by NVLAP, NIST, or any agency of the federal government. The Company reserves the right to dispose of all samples after a period of thirty (30) days, according to all state and federal guidelines, unless otherwise specified.

All components not quantified as asbestos content and non-asbestos content are considered to be non-fibrous matrix components. Matrix components may include, but are not limited to, gypsum, paint, silicate minerals, vinyl, binder, calcium carbonate, tar, and foam.

Inhomogeneous samples are separated into homogeneous subsamples and analyzed individually. ND means no fibers were detected. When detected, the minimum detection and reporting limit is less than 1% unless point counting is performed. Floor tile samples may contain large amounts of interference material and it is recommended that the sample be analyzed by gravimetric point count analysis to lower the detection limit and to aid in asbestos identification.

‡ A "Version" indicated by "-x" after the Lab ID# with a value greater than 1 indicates a sample with amended data. The revision number is reflected by the value of "x". This report replaces the previous report released on August 20, 2024.

**Eurofins EPK Built Environment Testing, LLC**

2841 Dow Avenue, Suite 300, Tustin, CA 92780

(833) 465-5857 www.eurofinsus.com/Built

Client: Entek Consulting Group

C/O: Jose Hernandez, Gerald Morales

Re: 24-7283 Sacramento City USD; Bowling Green

Elementary School 4211 Turnbridge Drive

Sacramento, CA 95823

Date of Sampling: 07-29-2024

Date of Receipt: 08-13-2024

Date of Report: 09-10-2024

**ASBESTOS PLM REPORT**

**Location: ECG-24-7283-117B, Skim Coat/Classroom 10 & Library Building, Girl's Restroom, North**

Lab ID-Version‡: 18439857-1

Sample Layers	Asbestos Content
White Skim Coat	ND
<b>Sample Composite Homogeneity:</b> Good	

**Location: ECG-24-7283-117C, Skim Coat/Classroom 10 & Library Building, Boy's Restroom, South**

Lab ID-Version‡: 18439858-1

Sample Layers	Asbestos Content
White Skim Coat	ND
<b>Sample Composite Homogeneity:</b> Good	

**Location: ECG-24-7283-118A, Plaster/Classroom 10 & Library Building, PE Storage Room, West**

Lab ID-Version‡: 18439859-1

Sample Layers	Asbestos Content
White Plaster	ND
White Skim Coat	ND
<b>Sample Composite Homogeneity:</b> Moderate	

**Location: ECG-24-7283-118B, Plaster/Classroom 10 & Library Building, PE Storage Restroom, South**

Lab ID-Version‡: 18439860-1

Sample Layers	Asbestos Content
White Plaster	ND
White Skim Coat	ND
<b>Sample Composite Homogeneity:</b> Moderate	

The test report shall not be reproduced except in full, without written approval of the laboratory. The report must not be used by the client to claim product certification, approval, or endorsement by NVLAP, NIST, or any agency of the federal government. The Company reserves the right to dispose of all samples after a period of thirty (30) days, according to all state and federal guidelines, unless otherwise specified.

All components not quantified as asbestos content and non-asbestos content are considered to be non-fibrous matrix components. Matrix components may include, but are not limited to, gypsum, paint, silicate minerals, vinyl, binder, calcium carbonate, tar, and foam.

Inhomogeneous samples are separated into homogeneous subsamples and analyzed individually. ND means no fibers were detected. When detected, the minimum detection and reporting limit is less than 1% unless point counting is performed. Floor tile samples may contain large amounts of interference material and it is recommended that the sample be analyzed by gravimetric point count analysis to lower the detection limit and to aid in asbestos identification.

‡ A "Version" indicated by "-x" after the Lab ID# with a value greater than 1 indicates a sample with amended data. The revision number is reflected by the value of "x". This report replaces the previous report released on August 20, 2024.

**Eurofins EPK Built Environment Testing, LLC**

2841 Dow Avenue, Suite 300, Tustin, CA 92780

(833) 465-5857 www.eurofinsus.com/Built

Client: Entek Consulting Group

C/O: Jose Hernandez, Gerald Morales

Re: 24-7283 Sacramento City USD; Bowling Green

Elementary School 4211 Turnbridge Drive

Sacramento, CA 95823

Date of Sampling: 07-29-2024

Date of Receipt: 08-13-2024

Date of Report: 09-10-2024

**ASBESTOS PLM REPORT**

**Location: ECG-24-7283-118C, Plaster/Classroom 10 & Library Building, Speech Room, East**

Lab ID-Version‡: 18439861-1

Sample Layers	Asbestos Content
White Plaster	ND
White Skim Coat	ND
<b>Sample Composite Homogeneity:</b> Moderate	

**Location: ECG-24-7283-118D, Plaster/Classroom 10 & Library Building, Speech Room, North**

Lab ID-Version‡: 18439862-1

Sample Layers	Asbestos Content
White Plaster	ND
White Skim Coat	ND
<b>Sample Composite Homogeneity:</b> Moderate	

**Location: ECG-24-7283-118E, Plaster/Classroom 10 & Library Building, PE Storage Room, South**

Lab ID-Version‡: 18439863-1

Sample Layers	Asbestos Content
White Plaster	ND
White Skim Coat	ND
<b>Sample Composite Homogeneity:</b> Moderate	

The test report shall not be reproduced except in full, without written approval of the laboratory. The report must not be used by the client to claim product certification, approval, or endorsement by NVLAP, NIST, or any agency of the federal government. The Company reserves the right to dispose of all samples after a period of thirty (30) days, according to all state and federal guidelines, unless otherwise specified.

All components not quantified as asbestos content and non-asbestos content are considered to be non-fibrous matrix components. Matrix components may include, but are not limited to, gypsum, paint, silicate minerals, vinyl, binder, calcium carbonate, tar, and foam.

Inhomogeneous samples are separated into homogeneous subsamples and analyzed individually. ND means no fibers were detected. When detected, the minimum detection and reporting limit is less than 1% unless point counting is performed. Floor tile samples may contain large amounts of interference material and it is recommended that the sample be analyzed by gravimetric point count analysis to lower the detection limit and to aid in asbestos identification.

‡ A "Version" indicated by "-x" after the Lab ID# with a value greater than 1 indicates a sample with amended data. The revision number is reflected by the value of "x". This report replaces the previous report released on August 20, 2024.

**Eurofins EPK Built Environment Testing, LLC**

2841 Dow Avenue, Suite 300, Tustin, CA 92780

(833) 465-5857 www.eurofinsus.com/Built

Client: Entek Consulting Group

C/O: Jose Hernandez, Gerald Morales

Re: 24-7283 Sacramento City USD; Bowling Green

Elementary School 4211 Turnbridge Drive

Sacramento, CA 95823

Date of Sampling: 07-29-2024

Date of Receipt: 08-13-2024

Date of Report: 09-10-2024

**ASBESTOS PLM REPORT**

**Location: ECG-24-7283-119A, Drywall and Joint Compound/Classroom 10 & Library**

**Building, Library Office, Southeast Corner**

Lab ID-Version‡: 18439864-1

Sample Layers	Asbestos Content
White Texture	ND
Cream Tape	ND
White Joint Compound	ND
White Drywall with Brown Paper	ND
<b>Composite Non-Asbestos Content:</b>	10% Cellulose < 1% Glass Fibers
<b>Sample Composite Homogeneity:</b>	Poor

The test report shall not be reproduced except in full, without written approval of the laboratory. The report must not be used by the client to claim product certification, approval, or endorsement by NVLAP, NIST, or any agency of the federal government. The Company reserves the right to dispose of all samples after a period of thirty (30) days, according to all state and federal guidelines, unless otherwise specified.

All components not quantified as asbestos content and non-asbestos content are considered to be non-fibrous matrix components. Matrix components may include, but are not limited to, gypsum, paint, silicate minerals, vinyl, binder, calcium carbonate, tar, and foam.

Inhomogeneous samples are separated into homogeneous subsamples and analyzed individually. ND means no fibers were detected. When detected, the minimum detection and reporting limit is less than 1% unless point counting is performed. Floor tile samples may contain large amounts of interference material and it is recommended that the sample be analyzed by gravimetric point count analysis to lower the detection limit and to aid in asbestos identification.

‡ A "Version" indicated by "-x" after the Lab ID# with a value greater than 1 indicates a sample with amended data. The revision number is reflected by the value of "x". This report replaces the previous report released on August 20, 2024.



**Eurofins EPK Built Environment Testing, LLC**

2841 Dow Avenue, Suite 300, Tustin, CA 92780

(833) 465-5857 www.eurofinsus.com/Built

Client: Entek Consulting Group

C/O: Jose Hernandez, Gerald Morales

Re: 24-7283 Sacramento City USD; Bowling Green

Elementary School 4211 Turnbridge Drive

Sacramento, CA 95823

Date of Sampling: 07-29-2024

Date of Receipt: 08-13-2024

Date of Report: 09-10-2024

**ASBESTOS PLM REPORT**

**Location: ECG-24-7283-119B, Drywall and Joint Compound/Classroom 10 & Library Building, Library Office, Southeast Corner**

Lab ID-Version‡: 18439865-1

Sample Layers	Asbestos Content
White Texture	ND
Cream Tape	ND
White Joint Compound	ND
White Drywall with Brown Paper	ND
<b>Composite Non-Asbestos Content:</b>	10% Cellulose < 1% Glass Fibers
<b>Sample Composite Homogeneity:</b>	Poor

**Location: ECG-24-7283-120A, Drywall and Joint Compound/Classroom 10 & Library Building, East Staff Restroom, Southwest Corner**

Lab ID-Version‡: 18439866-1

Sample Layers	Asbestos Content
White Texture	ND
Cream Tape	ND
White Joint Compound	ND
White Drywall	ND
<b>Composite Non-Asbestos Content:</b>	5% Cellulose < 1% Glass Fibers
<b>Sample Composite Homogeneity:</b>	Poor

**Location: ECG-24-7283-120B, Drywall and Joint Compound/Classroom 10 & Library Building, West Staff Restroom, Southeast Corner**

Lab ID-Version‡: 18439867-1

Sample Layers	Asbestos Content
Cream Tape	ND
White Joint Compound	2% Chrysotile
White Drywall with Brown Paper	ND
<b>Composite Asbestos Fibrous Content:</b>	< 1% Asbestos
<b>Composite Non-Asbestos Content:</b>	10% Cellulose < 1% Glass Fibers
<b>Sample Composite Homogeneity:</b>	Poor

**Comments:** Composite asbestos content provided is only for Drywall/Joint compound. Composite content provided for this analysis has been performed by following the NESHAP guidelines.

The test report shall not be reproduced except in full, without written approval of the laboratory. The report must not be used by the client to claim product certification, approval, or endorsement by NVLAP, NIST, or any agency of the federal government. The Company reserves the right to dispose of all samples after a period of thirty (30) days, according to all state and federal guidelines, unless otherwise specified.

All components not quantified as asbestos content and non-asbestos content are considered to be non-fibrous matrix components. Matrix components may include, but are not limited to, gypsum, paint, silicate minerals, vinyl, binder, calcium carbonate, tar, and foam.

Inhomogeneous samples are separated into homogeneous subsamples and analyzed individually. ND means no fibers were detected. When detected, the minimum detection and reporting limit is less than 1% unless point counting is performed. Floor tile samples may contain large amounts of interference material and it is recommended that the sample be analyzed by gravimetric point count analysis to lower the detection limit and to aid in asbestos identification.

‡ A "Version" indicated by "-x" after the Lab ID# with a value greater than 1 indicates a sample with amended data. The revision number is reflected by the value of "x". This report replaces the previous report released on August 20, 2024.

**Eurofins EPK Built Environment Testing, LLC**

2841 Dow Avenue, Suite 300, Tustin, CA 92780

(833) 465-5857 www.eurofinsus.com/Built

Client: Entek Consulting Group

C/O: Jose Hernandez, Gerald Morales

Re: 24-7283 Sacramento City USD; Bowling Green

Elementary School 4211 Turnbridge Drive

Sacramento, CA 95823

Date of Sampling: 07-29-2024

Date of Receipt: 08-13-2024

Date of Report: 09-10-2024

**ASBESTOS PLM REPORT**

**Location: ECG-24-7283-121A, Skim Coat/Classroom 10 & Library Building, East Staff**

**Restroom, East**

Lab ID-Version‡: 18439868-1

Sample Layers	Asbestos Content
White Skim Coat	ND
<b>Sample Composite Homogeneity:</b>	Good

The test report shall not be reproduced except in full, without written approval of the laboratory. The report must not be used by the client to claim product certification, approval, or endorsement by NVLAP, NIST, or any agency of the federal government. The Company reserves the right to dispose of all samples after a period of thirty (30) days, according to all state and federal guidelines, unless otherwise specified.

All components not quantified as asbestos content and non-asbestos content are considered to be non-fibrous matrix components. Matrix components may include, but are not limited to, gypsum, paint, silicate minerals, vinyl, binder, calcium carbonate, tar, and foam.

Inhomogeneous samples are separated into homogeneous subsamples and analyzed individually. ND means no fibers were detected. When detected, the minimum detection and reporting limit is less than 1% unless point counting is performed. Floor tile samples may contain large amounts of interference material and it is recommended that the sample be analyzed by gravimetric point count analysis to lower the detection limit and to aid in asbestos identification.

‡ A "Version" indicated by "-x" after the Lab ID# with a value greater than 1 indicates a sample with amended data. The revision number is reflected by the value of "x". This report replaces the previous report released on August 20, 2024.

**Eurofins EPK Built Environment Testing, LLC**

2841 Dow Avenue, Suite 300, Tustin, CA 92780

(833) 465-5857 www.eurofinsus.com/Built

Client: Entek Consulting Group

C/O: Jose Hernandez, Gerald Morales

Re: 24-7283 Sacramento City USD; Bowling Green

Elementary School 4211 Turnbridge Drive

Sacramento, CA 95823

Date of Sampling: 07-29-2024

Date of Receipt: 08-13-2024

Date of Report: 09-10-2024

**ASBESTOS PLM REPORT****Location: ECG-24-7283-121B, Skim Coat/Classroom 10 & Library Building, West Staff Restroom, West**

Lab ID-Version‡: 18439869-1

Sample Layers	Asbestos Content
White Skim Coat	2% Chrysotile
<b>Sample Composite Homogeneity:</b> Good	

Comments: Sample ECG-24-7283-121C was not analyzed due to prior positive series.

**Location: ECG-24-7283-122A, Beige Pebble Pattern Sheet Vinyl Flooring with Paper Backing and Yellow Mastic/Classroom 10 & Library Building, East Staff Restroom**

Lab ID-Version‡: 18439871-1

Sample Layers	Asbestos Content
Beige Sheet Flooring with Fibrous Backing	ND
Yellow Mastic	ND
<b>Composite Non-Asbestos Content:</b>	10% Cellulose 5% Glass Fibers
<b>Sample Composite Homogeneity:</b>	Moderate

**Location: ECG-24-7283-122B, Beige Pebble Pattern Sheet Vinyl Flooring with Paper Backing and Yellow Mastic/Classroom 10 & Library Building, West Staff Restroom**

Lab ID-Version‡: 18439872-1

Sample Layers	Asbestos Content
Beige Sheet Flooring with Fibrous Backing	ND
Yellow Mastic	ND
<b>Composite Non-Asbestos Content:</b>	10% Cellulose 5% Glass Fibers
<b>Sample Composite Homogeneity:</b>	Moderate

**Location: ECG-24-7283-123A, 2'x2' Nail-on Wall Tile with Pinholes/Classroom 10 & Library Building, Library, West Wall**

Lab ID-Version‡: 18439873-1

Sample Layers	Asbestos Content
Brown Tile	ND
<b>Composite Non-Asbestos Content:</b>	90% Cellulose
<b>Sample Composite Homogeneity:</b>	Good

The test report shall not be reproduced except in full, without written approval of the laboratory. The report must not be used by the client to claim product certification, approval, or endorsement by NVLAP, NIST, or any agency of the federal government. The Company reserves the right to dispose of all samples after a period of thirty (30) days, according to all state and federal guidelines, unless otherwise specified.

All components not quantified as asbestos content and non-asbestos content are considered to be non-fibrous matrix components. Matrix components may include, but are not limited to, gypsum, paint, silicate minerals, vinyl, binder, calcium carbonate, tar, and foam.

Inhomogeneous samples are separated into homogeneous subsamples and analyzed individually. ND means no fibers were detected. When detected, the minimum detection and reporting limit is less than 1% unless point counting is performed. Floor tile samples may contain large amounts of interference material and it is recommended that the sample be analyzed by gravimetric point count analysis to lower the detection limit and to aid in asbestos identification.

‡ A "Version" indicated by "-x" after the Lab ID# with a value greater than 1 indicates a sample with amended data. The revision number is reflected by the value of "x". This report replaces the previous report released on August 20, 2024.

**Eurofins EPK Built Environment Testing, LLC**

2841 Dow Avenue, Suite 300, Tustin, CA 92780

(833) 465-5857 www.eurofinsus.com/Built

Client: Entek Consulting Group

C/O: Jose Hernandez, Gerald Morales

Re: 24-7283 Sacramento City USD; Bowling Green

Elementary School 4211 Turnbridge Drive

Sacramento, CA 95823

Date of Sampling: 07-29-2024

Date of Receipt: 08-13-2024

Date of Report: 09-10-2024

**ASBESTOS PLM REPORT****Location: ECG-24-7283-123B, 2'x2' Nail-on Wall Tile with Pinholes/Classroom 10 & Library Building, Library, West Wall**

Lab ID-Version‡: 18439874-1

Sample Layers	Asbestos Content
Brown Tile	ND
<b>Composite Non-Asbestos Content:</b>	90% Cellulose
<b>Sample Composite Homogeneity:</b>	Good

**Location: ECG-24-7283-124A, 12"x12" Nail-on Ceiling Tile with Pinholes/Classroom 10 & Library Building, Classroom 10**

Lab ID-Version‡: 18439875-1

Sample Layers	Asbestos Content
Brown Ceiling Tile	ND
<b>Composite Non-Asbestos Content:</b>	90% Cellulose
<b>Sample Composite Homogeneity:</b>	Good

**Location: ECG-24-7283-124B, 12"x12" Nail-on Ceiling Tile with Pinholes/Classroom 10 & Library Building, Library**

Lab ID-Version‡: 18439876-1

Sample Layers	Asbestos Content
Brown Ceiling Tile	ND
<b>Composite Non-Asbestos Content:</b>	90% Cellulose
<b>Sample Composite Homogeneity:</b>	Good

**Location: ECG-24-7283-125A, 9"x9" Beige Streak Vinyl Floor Tile with Black Mastic/ Classroom 10 & Library Building, Telecom Room, South**

Lab ID-Version‡: 18439877-1

Sample Layers	Asbestos Content
Beige Floor Tile	5% Chrysotile
Black Mastic	3% Chrysotile
<b>Sample Composite Homogeneity:</b>	Moderate

**Comments:** Sample ECG-24-7283-125B was not analyzed due to prior positive series.

The test report shall not be reproduced except in full, without written approval of the laboratory. The report must not be used by the client to claim product certification, approval, or endorsement by NVLAP, NIST, or any agency of the federal government. The Company reserves the right to dispose of all samples after a period of thirty (30) days, according to all state and federal guidelines, unless otherwise specified.

All components not quantified as asbestos content and non-asbestos content are considered to be non-fibrous matrix components. Matrix components may include, but are not limited to, gypsum, paint, silicate minerals, vinyl, binder, calcium carbonate, tar, and foam.

Inhomogeneous samples are separated into homogeneous subsamples and analyzed individually. ND means no fibers were detected. When detected, the minimum detection and reporting limit is less than 1% unless point counting is performed. Floor tile samples may contain large amounts of interference material and it is recommended that the sample be analyzed by gravimetric point count analysis to lower the detection limit and to aid in asbestos identification.

‡ A "Version" indicated by "-x" after the Lab ID# with a value greater than 1 indicates a sample with amended data. The revision number is reflected by the value of "x". This report replaces the previous report released on August 20, 2024.

**Eurofins EPK Built Environment Testing, LLC**

2841 Dow Avenue, Suite 300, Tustin, CA 92780

(833) 465-5857 www.eurofinsus.com/Built

Client: Entek Consulting Group

C/O: Jose Hernandez, Gerald Morales

Re: 24-7283 Sacramento City USD; Bowling Green

Elementary School 4211 Turnbridge Drive

Sacramento, CA 95823

Date of Sampling: 07-29-2024

Date of Receipt: 08-13-2024

Date of Report: 09-10-2024

**ASBESTOS PLM REPORT****Location: ECG-24-7283-126A, Carpet Mastic/WW Office Portable**

Lab ID-Version‡: 18439879-1

Sample Layers	Asbestos Content
Yellow Mastic	ND
<b>Sample Composite Homogeneity:</b> Good	

**Location: ECG-24-7283-126B, Carpet Mastic/WW-1 Portable**

Lab ID-Version‡: 18439880-1

Sample Layers	Asbestos Content
Blue Carpet	ND
Yellow Mastic	ND
<b>Composite Non-Asbestos Content:</b>	10% Synthetic Fibers
<b>Sample Composite Homogeneity:</b>	Moderate

**Location: ECG-24-7283-127A, 12"x12" Brown Mottled Vinyl Floor Tile with Black Mastic/WW Office Portable**

Lab ID-Version‡: 18439881-1

Sample Layers	Asbestos Content
Brown Floor Tile	ND
Black Mastic	ND
<b>Sample Composite Homogeneity:</b> Moderate	

**Location: ECG-24-7283-127B, 12"x12" Brown Mottled Vinyl Floor Tile with Black Mastic/WW-1 Portable**

Lab ID-Version‡: 18439882-1

Sample Layers	Asbestos Content
Brown Floor Tile	ND
Black Mastic	ND
<b>Sample Composite Homogeneity:</b> Moderate	

The test report shall not be reproduced except in full, without written approval of the laboratory. The report must not be used by the client to claim product certification, approval, or endorsement by NVLAP, NIST, or any agency of the federal government. The Company reserves the right to dispose of all samples after a period of thirty (30) days, according to all state and federal guidelines, unless otherwise specified.

All components not quantified as asbestos content and non-asbestos content are considered to be non-fibrous matrix components. Matrix components may include, but are not limited to, gypsum, paint, silicate minerals, vinyl, binder, calcium carbonate, tar, and foam.

Inhomogeneous samples are separated into homogeneous subsamples and analyzed individually. ND means no fibers were detected. When detected, the minimum detection and reporting limit is less than 1% unless point counting is performed. Floor tile samples may contain large amounts of interference material and it is recommended that the sample be analyzed by gravimetric point count analysis to lower the detection limit and to aid in asbestos identification.

‡ A "Version" indicated by "-x" after the Lab ID# with a value greater than 1 indicates a sample with amended data. The revision number is reflected by the value of "x". This report replaces the previous report released on August 20, 2024.

**Eurofins EPK Built Environment Testing, LLC**

2841 Dow Avenue, Suite 300, Tustin, CA 92780

(833) 465-5857 www.eurofinsus.com/Built

Client: Entek Consulting Group

C/O: Jose Hernandez, Gerald Morales

Re: 24-7283 Sacramento City USD; Bowling Green

Elementary School 4211 Turnbridge Drive

Sacramento, CA 95823

Date of Sampling: 07-29-2024

Date of Receipt: 08-13-2024

Date of Report: 09-10-2024

**ASBESTOS PLM REPORT****Location: ECG-24-7283-128A, 4" Dark Brown Vinyl Base Cove with Mastic/WW Office****Portable**

Lab ID-Version‡: 18439883-1

Sample Layers	Asbestos Content
Dark Brown Cove Base	ND
Off-White Mastic	ND
<b>Sample Composite Homogeneity:</b> Moderate	

**Location: ECG-24-7283-128B, 4" Dark Brown Vinyl Base Cove with Mastic/WW-1****Portable**

Lab ID-Version‡: 18439884-1

Sample Layers	Asbestos Content
Dark Brown Cove Base	ND
Off-White Mastic	ND
<b>Sample Composite Homogeneity:</b> Moderate	

**Location: ECG-24-7283-129A, Beige Pebble Pattern Sheet Vinyl Flooring with Paper****Backing with Mastic/WW Cafeteria Portable, North**

Lab ID-Version‡: 18439885-1

Sample Layers	Asbestos Content
Beige Sheet Flooring with Fibrous Backing	ND
Beige Mastic	ND
Gray Leveling Compound	ND
<b>Composite Non-Asbestos Content:</b> 15% Cellulose	
<b>Sample Composite Homogeneity:</b> Moderate	

**Location: ECG-24-7283-129B, Beige Pebble Pattern Sheet Vinyl Flooring with Paper****Backing and Mastic over Leveling Compound/WW Cafeteria Portable, West**

Lab ID-Version‡: 18439886-1

Sample Layers	Asbestos Content
Beige Sheet Flooring with Fibrous Backing	ND
Beige Mastic	ND
Gray Leveling Compound	ND
<b>Composite Non-Asbestos Content:</b> 15% Cellulose	
<b>Sample Composite Homogeneity:</b> Moderate	

The test report shall not be reproduced except in full, without written approval of the laboratory. The report must not be used by the client to claim product certification, approval, or endorsement by NVLAP, NIST, or any agency of the federal government. The Company reserves the right to dispose of all samples after a period of thirty (30) days, according to all state and federal guidelines, unless otherwise specified.

All components not quantified as asbestos content and non-asbestos content are considered to be non-fibrous matrix components. Matrix components may include, but are not limited to, gypsum, paint, silicate minerals, vinyl, binder, calcium carbonate, tar, and foam.

Inhomogeneous samples are separated into homogeneous subsamples and analyzed individually. ND means no fibers were detected. When detected, the minimum detection and reporting limit is less than 1% unless point counting is performed. Floor tile samples may contain large amounts of interference material and it is recommended that the sample be analyzed by gravimetric point count analysis to lower the detection limit and to aid in asbestos identification.

‡ A "Version" indicated by "-x" after the Lab ID# with a value greater than 1 indicates a sample with amended data. The revision number is reflected by the value of "x". This report replaces the previous report released on August 20, 2024.

**Eurofins EPK Built Environment Testing, LLC**

2841 Dow Avenue, Suite 300, Tustin, CA 92780

(833) 465-5857 www.eurofinsus.com/Built

Client: Entek Consulting Group

C/O: Jose Hernandez, Gerald Morales

Re: 24-7283 Sacramento City USD; Bowling Green

Elementary School 4211 Turnbridge Drive

Sacramento, CA 95823

Date of Sampling: 07-29-2024

Date of Receipt: 08-13-2024

Date of Report: 09-10-2024

**ASBESTOS PLM REPORT****Location: ECG-24-7283-130A, 4" Dark Blue Vinyl Base Cove with Mastic/WW Cafeteria Portable, North**

Lab ID-Version‡: 18439887-1

Sample Layers	Asbestos Content
Blue Cove Base	ND
Beige Mastic	ND
<b>Sample Composite Homogeneity:</b>	Moderate

**Location: ECG-24-7283-130B, 4" Dark Blue Vinyl Base Cove with Mastic/WW Cafeteria Portable, East**

Lab ID-Version‡: 18439888-1

Sample Layers	Asbestos Content
Blue Cove Base	ND
Beige Mastic	ND
<b>Sample Composite Homogeneity:</b>	Moderate

**Location: ECG-24-7283-131A, Beige Speckled Sheet Vinyl Flooring with Paper Backing and Mastic/Restroom Portable, Southeast Restroom**

Lab ID-Version‡: 18439889-1

Sample Layers	Asbestos Content
Beige Sheet Flooring with Fibrous Backing	ND
Off-White Mastic	ND
<b>Composite Non-Asbestos Content:</b>	15% Cellulose
<b>Sample Composite Homogeneity:</b>	Moderate

**Location: ECG-24-7283-131B, Beige Speckled Sheet Vinyl Flooring with Paper Backing and Mastic/Restroom Portable, Custodial Restroom**

Lab ID-Version‡: 18439890-1

Sample Layers	Asbestos Content
Beige Sheet Flooring with Fibrous Backing	ND
Off-White Mastic	ND
<b>Composite Non-Asbestos Content:</b>	10% Cellulose 5% Glass Fibers
<b>Sample Composite Homogeneity:</b>	Moderate

The test report shall not be reproduced except in full, without written approval of the laboratory. The report must not be used by the client to claim product certification, approval, or endorsement by NVLAP, NIST, or any agency of the federal government. The Company reserves the right to dispose of all samples after a period of thirty (30) days, according to all state and federal guidelines, unless otherwise specified.

All components not quantified as asbestos content and non-asbestos content are considered to be non-fibrous matrix components. Matrix components may include, but are not limited to, gypsum, paint, silicate minerals, vinyl, binder, calcium carbonate, tar, and foam.

Inhomogeneous samples are separated into homogeneous subsamples and analyzed individually. ND means no fibers were detected. When detected, the minimum detection and reporting limit is less than 1% unless point counting is performed. Floor tile samples may contain large amounts of interference material and it is recommended that the sample be analyzed by gravimetric point count analysis to lower the detection limit and to aid in asbestos identification.

‡ A "Version" indicated by "-x" after the Lab ID# with a value greater than 1 indicates a sample with amended data. The revision number is reflected by the value of "x". This report replaces the previous report released on August 20, 2024.

**Eurofins EPK Built Environment Testing, LLC**

2841 Dow Avenue, Suite 300, Tustin, CA 92780

(833) 465-5857 www.eurofinsus.com/Built

Client: Entek Consulting Group

C/O: Jose Hernandez, Gerald Morales

Re: 24-7283 Sacramento City USD; Bowling Green

Elementary School 4211 Turnbridge Drive

Sacramento, CA 95823

Date of Sampling: 07-29-2024

Date of Receipt: 08-13-2024

Date of Report: 09-10-2024

**ASBESTOS PLM REPORT**

**Location: ECG-24-7283-132A, 4" Gray Vinyl Base Cove with Mastic/Restroom Portable, Custodial Room, East**

Lab ID-Version‡: 18439891-1

Sample Layers	Asbestos Content
Gray Cove Base	ND
Off-White Mastic	ND
<b>Sample Composite Homogeneity:</b> Moderate	

**Location: ECG-24-7283-132B, 4" Gray Vinyl Base Cove with Mastic/Restroom Portable, Custodial Room, South**

Lab ID-Version‡: 18439892-1

Sample Layers	Asbestos Content
Gray Cove Base	ND
Off-White Mastic	ND
<b>Sample Composite Homogeneity:</b> Moderate	

**Location: ECG-24-7283-133A, Gray Speckled Sheet Vinyl Flooring with Paper Backing and Mastic/ Restroom Portable, Boy's Restroom**

Lab ID-Version‡: 18439893-1

Sample Layers	Asbestos Content
Gray Sheet Flooring	ND
Beige Mastic	ND
<b>Sample Composite Homogeneity:</b> Moderate	

**Location: ECG-24-7283-133B, Gray Speckled Sheet Vinyl Flooring with Paper Backing and Mastic/ Restroom Portable, Accessible All Gender Restroom**

Lab ID-Version‡: 18439894-1

Sample Layers	Asbestos Content
Gray Sheet Flooring	ND
Beige Mastic	ND
Gray Leveling Compound	ND
<b>Sample Composite Homogeneity:</b> Moderate	

The test report shall not be reproduced except in full, without written approval of the laboratory. The report must not be used by the client to claim product certification, approval, or endorsement by NVLAP, NIST, or any agency of the federal government. The Company reserves the right to dispose of all samples after a period of thirty (30) days, according to all state and federal guidelines, unless otherwise specified.

All components not quantified as asbestos content and non-asbestos content are considered to be non-fibrous matrix components. Matrix components may include, but are not limited to, gypsum, paint, silicate minerals, vinyl, binder, calcium carbonate, tar, and foam.

Inhomogeneous samples are separated into homogeneous subsamples and analyzed individually. ND means no fibers were detected. When detected, the minimum detection and reporting limit is less than 1% unless point counting is performed. Floor tile samples may contain large amounts of interference material and it is recommended that the sample be analyzed by gravimetric point count analysis to lower the detection limit and to aid in asbestos identification.

‡ A "Version" indicated by "-x" after the Lab ID# with a value greater than 1 indicates a sample with amended data. The revision number is reflected by the value of "x". This report replaces the previous report released on August 20, 2024.



**Eurofins EPK Built Environment Testing, LLC**

2841 Dow Avenue, Suite 300, Tustin, CA 92780

(833) 465-5857 www.eurofinsus.com/Built

Client: Entek Consulting Group

C/O: Jose Hernandez, Gerald Morales

Re: 24-7283 Sacramento City USD; Bowling Green

Elementary School 4211 Turnbridge Drive

Sacramento, CA 95823

Date of Sampling: 07-29-2024

Date of Receipt: 08-13-2024

Date of Report: 09-10-2024

**ASBESTOS PLM REPORT****Location: ECG-24-7283-134A, Blue Speckled Sheet Vinyl Flooring with Paper Backing and Mastic/ Restroom Portable, Staff Restroom, East**

Lab ID-Version‡: 18439895-1

Sample Layers	Asbestos Content
Blue Sheet Flooring with Fibrous Backing	ND
Yellow Mastic	ND
<b>Composite Non-Asbestos Content:</b>	10% Cellulose
<b>Sample Composite Homogeneity:</b>	Moderate

**Location: ECG-24-7283-134B, Blue Speckled Sheet Vinyl Flooring with Paper Backing and Mastic/ Restroom Portable, Staff Restroom, West**

Lab ID-Version‡: 18439896-1

Sample Layers	Asbestos Content
Blue Sheet Flooring with Fibrous Backing	ND
Yellow Mastic	ND
Gray Leveling Compound	ND
<b>Composite Non-Asbestos Content:</b>	10% Cellulose
<b>Sample Composite Homogeneity:</b>	Moderate

**Location: ECG-24-7283-135A, 6" Gray Vinyl Base Cove with Mastic/Restroom Portable, Accessible All Gender Restroom**

Lab ID-Version‡: 18439897-1

Sample Layers	Asbestos Content
Gray Cove Base	ND
Off-White Mastic	ND
<b>Sample Composite Homogeneity:</b>	Moderate

**Location: ECG-24-7283-135B, 6" Gray Vinyl Base Cove with Mastic/Restroom Portable, Staff Restroom**

Lab ID-Version‡: 18439898-1

Sample Layers	Asbestos Content
Gray Cove Base	ND
Off-White Mastic	ND
<b>Sample Composite Homogeneity:</b>	Moderate

The test report shall not be reproduced except in full, without written approval of the laboratory. The report must not be used by the client to claim product certification, approval, or endorsement by NVLAP, NIST, or any agency of the federal government. The Company reserves the right to dispose of all samples after a period of thirty (30) days, according to all state and federal guidelines, unless otherwise specified.

All components not quantified as asbestos content and non-asbestos content are considered to be non-fibrous matrix components. Matrix components may include, but are not limited to, gypsum, paint, silicate minerals, vinyl, binder, calcium carbonate, tar, and foam.

Inhomogeneous samples are separated into homogeneous subsamples and analyzed individually. ND means no fibers were detected. When detected, the minimum detection and reporting limit is less than 1% unless point counting is performed. Floor tile samples may contain large amounts of interference material and it is recommended that the sample be analyzed by gravimetric point count analysis to lower the detection limit and to aid in asbestos identification.

‡ A "Version" indicated by "-x" after the Lab ID# with a value greater than 1 indicates a sample with amended data. The revision number is reflected by the value of "x". This report replaces the previous report released on August 20, 2024.

**Eurofins EPK Built Environment Testing, LLC**

2841 Dow Avenue, Suite 300, Tustin, CA 92780

(833) 465-5857 www.eurofinsus.com/Built

Client: Entek Consulting Group

C/O: Jose Hernandez, Gerald Morales

Re: 24-7283 Sacramento City USD; Bowling Green

Elementary School 4211 Turnbridge Drive

Sacramento, CA 95823

Date of Sampling: 07-29-2024

Date of Receipt: 08-13-2024

Date of Report: 09-10-2024

**ASBESTOS PLM REPORT****Location: ECG-24-7283-136A, Carpet Mastic/WW-2 Portable**

Lab ID-Version‡: 18439899-1

Sample Layers	Asbestos Content
Tan Mastic	ND
<b>Sample Composite Homogeneity:</b> Good	

**Location: ECG-24-7283-136B, Carpet Mastic/WW-4 Portable**

Lab ID-Version‡: 18439900-1

Sample Layers	Asbestos Content
Tan Mastic	ND
<b>Sample Composite Homogeneity:</b> Good	

**Location: ECG-24-7283-136C, Carpet Mastic/WW-6 Portable**

Lab ID-Version‡: 18439901-1

Sample Layers	Asbestos Content
Tan Mastic	ND
<b>Sample Composite Homogeneity:</b> Good	

**Location: ECG-24-7283-137A, 12"x12" Gray Mottled Vinyl Floor Tile with Yellow Mastic/WW-3 Portable**

Lab ID-Version‡: 18439902-1

Sample Layers	Asbestos Content
Gray Floor Tile	ND
Yellow Mastic	ND
<b>Sample Composite Homogeneity:</b> Moderate	

The test report shall not be reproduced except in full, without written approval of the laboratory. The report must not be used by the client to claim product certification, approval, or endorsement by NVLAP, NIST, or any agency of the federal government. The Company reserves the right to dispose of all samples after a period of thirty (30) days, according to all state and federal guidelines, unless otherwise specified.

All components not quantified as asbestos content and non-asbestos content are considered to be non-fibrous matrix components. Matrix components may include, but are not limited to, gypsum, paint, silicate minerals, vinyl, binder, calcium carbonate, tar, and foam.

Inhomogeneous samples are separated into homogeneous subsamples and analyzed individually. ND means no fibers were detected. When detected, the minimum detection and reporting limit is less than 1% unless point counting is performed. Floor tile samples may contain large amounts of interference material and it is recommended that the sample be analyzed by gravimetric point count analysis to lower the detection limit and to aid in asbestos identification.

‡ A "Version" indicated by "-x" after the Lab ID# with a value greater than 1 indicates a sample with amended data. The revision number is reflected by the value of "x". This report replaces the previous report released on August 20, 2024.

**Eurofins EPK Built Environment Testing, LLC**

2841 Dow Avenue, Suite 300, Tustin, CA 92780

(833) 465-5857 www.eurofinsus.com/Built

Client: Entek Consulting Group

C/O: Jose Hernandez, Gerald Morales

Re: 24-7283 Sacramento City USD; Bowling Green

Elementary School 4211 Turnbridge Drive

Sacramento, CA 95823

Date of Sampling: 07-29-2024

Date of Receipt: 08-13-2024

Date of Report: 09-10-2024

**ASBESTOS PLM REPORT**

**Location: ECG-24-7283-137B, 12"x12" Gray Mottled Vinyl Floor Tile with Yellow Mastic/WW-5 Portable**

Lab ID-Version‡: 18439903-1

Sample Layers	Asbestos Content
Gray Floor Tile	ND
Yellow Mastic	ND
<b>Sample Composite Homogeneity:</b> Moderate	

**Location: ECG-24-7283-137C, 12"x12" Gray Mottled Vinyl Floor Tile with Yellow Mastic/WW-6 Portable**

Lab ID-Version‡: 18439904-1

Sample Layers	Asbestos Content
Gray Floor Tile	ND
Yellow Mastic	ND
<b>Sample Composite Homogeneity:</b> Moderate	

**Location: ECG-24-7283-138A, 4" Dark Blue Vinyl Base Cove with Mastic/WW-2 Portable**

Lab ID-Version‡: 18439905-1

Sample Layers	Asbestos Content
Blue Cove Base	ND
Beige Mastic	ND
<b>Sample Composite Homogeneity:</b> Moderate	

**Location: ECG-24-7283-138B, 4" Dark Blue Vinyl Base Cove with Mastic/WW-4 Portable**

Lab ID-Version‡: 18439906-1

Sample Layers	Asbestos Content
Blue Cove Base	ND
Beige Mastic	ND
<b>Sample Composite Homogeneity:</b> Moderate	

The test report shall not be reproduced except in full, without written approval of the laboratory. The report must not be used by the client to claim product certification, approval, or endorsement by NVLAP, NIST, or any agency of the federal government. The Company reserves the right to dispose of all samples after a period of thirty (30) days, according to all state and federal guidelines, unless otherwise specified.

All components not quantified as asbestos content and non-asbestos content are considered to be non-fibrous matrix components. Matrix components may include, but are not limited to, gypsum, paint, silicate minerals, vinyl, binder, calcium carbonate, tar, and foam.

Inhomogeneous samples are separated into homogeneous subsamples and analyzed individually. ND means no fibers were detected. When detected, the minimum detection and reporting limit is less than 1% unless point counting is performed. Floor tile samples may contain large amounts of interference material and it is recommended that the sample be analyzed by gravimetric point count analysis to lower the detection limit and to aid in asbestos identification.

‡ A "Version" indicated by "-x" after the Lab ID# with a value greater than 1 indicates a sample with amended data. The revision number is reflected by the value of "x". This report replaces the previous report released on August 20, 2024.

**Eurofins EPK Built Environment Testing, LLC**

2841 Dow Avenue, Suite 300, Tustin, CA 92780

(833) 465-5857 www.eurofinsus.com/Built

Client: Entek Consulting Group

C/O: Jose Hernandez, Gerald Morales

Re: 24-7283 Sacramento City USD; Bowling Green

Elementary School 4211 Turnbridge Drive

Sacramento, CA 95823

Date of Sampling: 07-29-2024

Date of Receipt: 08-13-2024

Date of Report: 09-10-2024

**ASBESTOS PLM REPORT**

**Location: ECG-24-7283-138C, 4" Dark Blue Vinyl Base Cove with Mastic/WW-6**

**Portable**

Lab ID-Version‡: 18439907-1

Sample Layers	Asbestos Content
Blue Cove Base	ND
Beige Mastic	ND
<b>Sample Composite Homogeneity:</b> Moderate	

**Location: ECG-24-7283-139A, Carpet Mastic/WW-2 Portable**

Lab ID-Version‡: 18439908-1

Sample Layers	Asbestos Content
Yellow Mastic	ND
<b>Sample Composite Homogeneity:</b> Good	

**Location: ECG-24-7283-139B, Carpet Mastic/WW-4 Portable**

Lab ID-Version‡: 18439909-1

Sample Layers	Asbestos Content
Yellow Mastic	ND
<b>Sample Composite Homogeneity:</b> Good	

**Location: ECG-24-7283-139C, Carpet Mastic/WW-6 Portable**

Lab ID-Version‡: 18439910-1

Sample Layers	Asbestos Content
Yellow Mastic	ND
<b>Sample Composite Homogeneity:</b> Good	

The test report shall not be reproduced except in full, without written approval of the laboratory. The report must not be used by the client to claim product certification, approval, or endorsement by NVLAP, NIST, or any agency of the federal government. The Company reserves the right to dispose of all samples after a period of thirty (30) days, according to all state and federal guidelines, unless otherwise specified.

All components not quantified as asbestos content and non-asbestos content are considered to be non-fibrous matrix components. Matrix components may include, but are not limited to, gypsum, paint, silicate minerals, vinyl, binder, calcium carbonate, tar, and foam.

Inhomogeneous samples are separated into homogeneous subsamples and analyzed individually. ND means no fibers were detected. When detected, the minimum detection and reporting limit is less than 1% unless point counting is performed. Floor tile samples may contain large amounts of interference material and it is recommended that the sample be analyzed by gravimetric point count analysis to lower the detection limit and to aid in asbestos identification.

‡ A "Version" indicated by "-x" after the Lab ID# with a value greater than 1 indicates a sample with amended data. The revision number is reflected by the value of "x". This report replaces the previous report released on August 20, 2024.

**Eurofins EPK Built Environment Testing, LLC**

2841 Dow Avenue, Suite 300, Tustin, CA 92780

(833) 465-5857 www.eurofinsus.com/Built

Client: Entek Consulting Group

C/O: Jose Hernandez, Gerald Morales

Re: 24-7283 Sacramento City USD; Bowling Green

Elementary School 4211 Turnbridge Drive

Sacramento, CA 95823

Date of Sampling: 07-29-2024

Date of Receipt: 08-13-2024

Date of Report: 09-10-2024

**ASBESTOS PLM REPORT**

**Location: ECG-24-7283-140A, 12"x12" Gray Mottled Vinyl Floor Tile with Yellow Mastic/WW-3 Portable**

Lab ID-Version‡: 18439911-1

Sample Layers	Asbestos Content
Gray Floor Tile	ND
Beige Mastic	ND
<b>Sample Composite Homogeneity:</b> Moderate	

**Location: ECG-24-7283-140B, 12"x12" Gray Mottled Vinyl Floor Tile with Yellow Mastic/WW-5 Portable**

Lab ID-Version‡: 18439912-1

Sample Layers	Asbestos Content
Gray Floor Tile	ND
Beige Mastic	ND
<b>Sample Composite Homogeneity:</b> Moderate	

**Location: ECG-24-7283-140C, 12"x12" Gray Mottled Vinyl Floor Tile with Yellow Mastic/WW-6 Portable**

Lab ID-Version‡: 18439913-1

Sample Layers	Asbestos Content
Gray Floor Tile	ND
Beige Mastic	ND
<b>Sample Composite Homogeneity:</b> Moderate	

**Location: ECG-24-7283-141A, 4" Dark Blue Vinyl Base Cove with Mastic/WW-2 Portable**

Lab ID-Version‡: 18439914-1

Sample Layers	Asbestos Content
Blue Cove Base	ND
Off-White Mastic	ND
<b>Sample Composite Homogeneity:</b> Moderate	

The test report shall not be reproduced except in full, without written approval of the laboratory. The report must not be used by the client to claim product certification, approval, or endorsement by NVLAP, NIST, or any agency of the federal government. The Company reserves the right to dispose of all samples after a period of thirty (30) days, according to all state and federal guidelines, unless otherwise specified.

All components not quantified as asbestos content and non-asbestos content are considered to be non-fibrous matrix components. Matrix components may include, but are not limited to, gypsum, paint, silicate minerals, vinyl, binder, calcium carbonate, tar, and foam.

Inhomogeneous samples are separated into homogeneous subsamples and analyzed individually. ND means no fibers were detected. When detected, the minimum detection and reporting limit is less than 1% unless point counting is performed. Floor tile samples may contain large amounts of interference material and it is recommended that the sample be analyzed by gravimetric point count analysis to lower the detection limit and to aid in asbestos identification.

‡ A "Version" indicated by "-x" after the Lab ID# with a value greater than 1 indicates a sample with amended data. The revision number is reflected by the value of "x". This report replaces the previous report released on August 20, 2024.

**Eurofins EPK Built Environment Testing, LLC**

2841 Dow Avenue, Suite 300, Tustin, CA 92780

(833) 465-5857 www.eurofinsus.com/Built

Client: Entek Consulting Group

C/O: Jose Hernandez, Gerald Morales

Re: 24-7283 Sacramento City USD; Bowling Green

Elementary School 4211 Turnbridge Drive

Sacramento, CA 95823

Date of Sampling: 07-29-2024

Date of Receipt: 08-13-2024

Date of Report: 09-10-2024

**ASBESTOS PLM REPORT**

**Location: ECG-24-7283-141B, 4" Dark Blue Vinyl Base Cove with Mastic/WW-5**

**Portable**

Lab ID-Version‡: 18439915-1

Sample Layers	Asbestos Content
Blue Cove Base	ND
Off-White Mastic	ND
<b>Sample Composite Homogeneity:</b> Moderate	

**Location: ECG-24-7283-141C, 4" Dark Blue Vinyl Base Cove with Mastic/WW-6**

**Portable**

Lab ID-Version‡: 18439916-1

Sample Layers	Asbestos Content
Blue Cove Base	ND
Off-White Mastic	ND
<b>Sample Composite Homogeneity:</b> Moderate	

**Location: ECG-24-7283-142A, Stucco/Exterior, Office Building, Northwest Corner**

Lab ID-Version‡: 18439917-1

Sample Layers	Asbestos Content
Gray Stucco	ND
<b>Sample Composite Homogeneity:</b> Good	

**Location: ECG-24-7283-142B, Stucco/Exterior, MPR Building, West**

Lab ID-Version‡: 18439918-1

Sample Layers	Asbestos Content
Gray Stucco	ND
White Stucco	< 1% Chrysotile
<b>Sample Composite Homogeneity:</b> Moderate	

The test report shall not be reproduced except in full, without written approval of the laboratory. The report must not be used by the client to claim product certification, approval, or endorsement by NVLAP, NIST, or any agency of the federal government. The Company reserves the right to dispose of all samples after a period of thirty (30) days, according to all state and federal guidelines, unless otherwise specified.

All components not quantified as asbestos content and non-asbestos content are considered to be non-fibrous matrix components. Matrix components may include, but are not limited to, gypsum, paint, silicate minerals, vinyl, binder, calcium carbonate, tar, and foam.

Inhomogeneous samples are separated into homogeneous subsamples and analyzed individually. ND means no fibers were detected. When detected, the minimum detection and reporting limit is less than 1% unless point counting is performed. Floor tile samples may contain large amounts of interference material and it is recommended that the sample be analyzed by gravimetric point count analysis to lower the detection limit and to aid in asbestos identification.

‡ A "Version" indicated by "-x" after the Lab ID# with a value greater than 1 indicates a sample with amended data. The revision number is reflected by the value of "x". This report replaces the previous report released on August 20, 2024.

**Eurofins EPK Built Environment Testing, LLC**

2841 Dow Avenue, Suite 300, Tustin, CA 92780

(833) 465-5857 www.eurofinsus.com/Built

Client: Entek Consulting Group

C/O: Jose Hernandez, Gerald Morales

Re: 24-7283 Sacramento City USD; Bowling Green

Elementary School 4211 Turnbridge Drive

Sacramento, CA 95823

Date of Sampling: 07-29-2024

Date of Receipt: 08-13-2024

Date of Report: 09-10-2024

**ASBESTOS PLM REPORT**

**Location: ECG-24-7283-142C, Stucco/Exterior, Classrooms 1&2 Building, Northwest Corner**

Lab ID-Version‡: 18439919-1

Sample Layers	Asbestos Content
Gray Stucco	ND
<b>Sample Composite Homogeneity:</b> Good	

**Location: ECG-24-7283-142D, Stucco/Exterior, Classrooms 3-6 Building, Southwest Corner**

Lab ID-Version‡: 18439920-1

Sample Layers	Asbestos Content
Gray Stucco	ND
<b>Sample Composite Homogeneity:</b> Good	

**Location: ECG-24-7283-142E, Stucco/Exterior, Classroom 7 & Counselor 7.5 Building, Northwest Corner**

Lab ID-Version‡: 18439921-1

Sample Layers	Asbestos Content
Gray Stucco	ND
<b>Sample Composite Homogeneity:</b> Good	

**Location: ECG-24-7283-142F, Stucco/Exterior, Classrooms 8-9.5 Building, Southeast Corner**

Lab ID-Version‡: 18439922-1

Sample Layers	Asbestos Content
Gray Stucco	ND
White Skim Coat	ND
<b>Sample Composite Homogeneity:</b> Moderate	

The test report shall not be reproduced except in full, without written approval of the laboratory. The report must not be used by the client to claim product certification, approval, or endorsement by NVLAP, NIST, or any agency of the federal government. The Company reserves the right to dispose of all samples after a period of thirty (30) days, according to all state and federal guidelines, unless otherwise specified.

All components not quantified as asbestos content and non-asbestos content are considered to be non-fibrous matrix components. Matrix components may include, but are not limited to, gypsum, paint, silicate minerals, vinyl, binder, calcium carbonate, tar, and foam.

Inhomogeneous samples are separated into homogeneous subsamples and analyzed individually. ND means no fibers were detected. When detected, the minimum detection and reporting limit is less than 1% unless point counting is performed. Floor tile samples may contain large amounts of interference material and it is recommended that the sample be analyzed by gravimetric point count analysis to lower the detection limit and to aid in asbestos identification.

‡ A "Version" indicated by "-x" after the Lab ID# with a value greater than 1 indicates a sample with amended data. The revision number is reflected by the value of "x". This report replaces the previous report released on August 20, 2024.

**Eurofins EPK Built Environment Testing, LLC**

2841 Dow Avenue, Suite 300, Tustin, CA 92780

(833) 465-5857 www.eurofinsus.com/Built

Client: Entek Consulting Group

C/O: Jose Hernandez, Gerald Morales

Re: 24-7283 Sacramento City USD; Bowling Green

Elementary School 4211 Turnbridge Drive

Sacramento, CA 95823

Date of Sampling: 07-29-2024

Date of Receipt: 08-13-2024

Date of Report: 09-10-2024

**ASBESTOS PLM REPORT**

**Location: ECG-24-7283-142G, Stucco/Exterior, Classroom 10 & Library Building, Northwest Corner**

Lab ID-Version‡: 18439923-1

Sample Layers	Asbestos Content
Light Gray Stucco	ND
<b>Sample Composite Homogeneity:</b> Good	

**Location: ECG-24-7283-143A, Window Glazing Putty/Exterior, MPR Building, Southwest**

Lab ID-Version‡: 18439924-1

Sample Layers	Asbestos Content
Gray Window Glazing	< 1% Chrysotile
<b>Sample Composite Homogeneity:</b> Good	

**Location: ECG-24-7283-143B, Window Glazing Putty/Exterior, Classrooms 8-9.5 Building, North**

Lab ID-Version‡: 18439925-1

Sample Layers	Asbestos Content
Gray Window Glazing	ND
<b>Sample Composite Homogeneity:</b> Good	

**Location: ECG-24-7283-143C, Window Glazing Putty/Exterior, Classroom 7 & Counselor 7.5 Building, North**

Lab ID-Version‡: 18439926-1

Sample Layers	Asbestos Content
Gray Window Glazing	ND
<b>Sample Composite Homogeneity:</b> Good	

The test report shall not be reproduced except in full, without written approval of the laboratory. The report must not be used by the client to claim product certification, approval, or endorsement by NVLAP, NIST, or any agency of the federal government. The Company reserves the right to dispose of all samples after a period of thirty (30) days, according to all state and federal guidelines, unless otherwise specified.

All components not quantified as asbestos content and non-asbestos content are considered to be non-fibrous matrix components. Matrix components may include, but are not limited to, gypsum, paint, silicate minerals, vinyl, binder, calcium carbonate, tar, and foam.

Inhomogeneous samples are separated into homogeneous subsamples and analyzed individually. ND means no fibers were detected. When detected, the minimum detection and reporting limit is less than 1% unless point counting is performed. Floor tile samples may contain large amounts of interference material and it is recommended that the sample be analyzed by gravimetric point count analysis to lower the detection limit and to aid in asbestos identification.

‡ A "Version" indicated by "-x" after the Lab ID# with a value greater than 1 indicates a sample with amended data. The revision number is reflected by the value of "x". This report replaces the previous report released on August 20, 2024.



**Eurofins EPK Built Environment Testing, LLC**

2841 Dow Avenue, Suite 300, Tustin, CA 92780

(833) 465-5857 www.eurofinsus.com/Built

Client: Entek Consulting Group

C/O: Jose Hernandez, Gerald Morales

Re: 24-7283 Sacramento City USD; Bowling Green

Elementary School 4211 Turnbridge Drive

Sacramento, CA 95823

Date of Sampling: 07-29-2024

Date of Receipt: 08-13-2024

Date of Report: 09-10-2024

**ASBESTOS PLM REPORT**

**Location: ECG-24-7283-143D, Window Glazing Putty/Exterior, Classrooms 3-6 Building, North**

Lab ID-Version‡: 18439927-1

Sample Layers	Asbestos Content
Gray Window Glazing	ND
<b>Sample Composite Homogeneity:</b> Good	

**Location: ECG-24-7283-143E, Window Glazing Putty/Exterior, Classroom 10 & Library Building, North**

Lab ID-Version‡: 18439928-1

Sample Layers	Asbestos Content
Gray Window Glazing	ND
<b>Sample Composite Homogeneity:</b> Good	

**Location: ECG-24-7283-143F, Window Glazing Putty/Exterior, MPR Building, Upper Windows, South**

Lab ID-Version‡: 18439929-1

Sample Layers	Asbestos Content
Gray Window Glazing	< 1% Chrysotile
<b>Sample Composite Homogeneity:</b> Good	

**Location: ECG-24-7283-144A, Brick and Mortar/Exterior, Office Building, West**

Lab ID-Version‡: 18439930-1

Sample Layers	Asbestos Content
Red Brick	ND
Gray Mortar	ND
<b>Sample Composite Homogeneity:</b> Moderate	

The test report shall not be reproduced except in full, without written approval of the laboratory. The report must not be used by the client to claim product certification, approval, or endorsement by NVLAP, NIST, or any agency of the federal government. The Company reserves the right to dispose of all samples after a period of thirty (30) days, according to all state and federal guidelines, unless otherwise specified.

All components not quantified as asbestos content and non-asbestos content are considered to be non-fibrous matrix components. Matrix components may include, but are not limited to, gypsum, paint, silicate minerals, vinyl, binder, calcium carbonate, tar, and foam.

Inhomogeneous samples are separated into homogeneous subsamples and analyzed individually. ND means no fibers were detected. When detected, the minimum detection and reporting limit is less than 1% unless point counting is performed. Floor tile samples may contain large amounts of interference material and it is recommended that the sample be analyzed by gravimetric point count analysis to lower the detection limit and to aid in asbestos identification.

‡ A "Version" indicated by "-x" after the Lab ID# with a value greater than 1 indicates a sample with amended data. The revision number is reflected by the value of "x". This report replaces the previous report released on August 20, 2024.

**Eurofins EPK Built Environment Testing, LLC**

2841 Dow Avenue, Suite 300, Tustin, CA 92780

(833) 465-5857 www.eurofinsus.com/Built

Client: Entek Consulting Group

C/O: Jose Hernandez, Gerald Morales

Re: 24-7283 Sacramento City USD; Bowling Green

Elementary School 4211 Turnbridge Drive

Sacramento, CA 95823

Date of Sampling: 07-29-2024

Date of Receipt: 08-13-2024

Date of Report: 09-10-2024

**ASBESTOS PLM REPORT**

**Location: ECG-24-7283-144B, Brick and Mortar/Exterior, Classrooms 1&2 Building, North**

Lab ID-Version‡: 18439931-1

Sample Layers	Asbestos Content
Red Brick	ND
Gray Mortar	ND
<b>Sample Composite Homogeneity:</b> Moderate	

**Location: ECG-24-7283-144C, Brick and Mortar/Exterior, MPR Building, Southwest**

Lab ID-Version‡: 18439932-1

Sample Layers	Asbestos Content
Red Brick	ND
Gray Mortar	ND
<b>Sample Composite Homogeneity:</b> Moderate	

**Location: ECG-24-7283-144D, Brick and Mortar/Exterior, Classrooms 3-6 Building, North**

Lab ID-Version‡: 18439933-1

Sample Layers	Asbestos Content
Red Brick	ND
Gray Mortar	ND
<b>Sample Composite Homogeneity:</b> Moderate	

**Location: ECG-24-7283-144E, Brick and Mortar/Exterior, Classrooms 8-9.5 Building, North**

Lab ID-Version‡: 18439934-1

Sample Layers	Asbestos Content
Red Brick	ND
Gray Mortar	ND
<b>Sample Composite Homogeneity:</b> Moderate	

The test report shall not be reproduced except in full, without written approval of the laboratory. The report must not be used by the client to claim product certification, approval, or endorsement by NVLAP, NIST, or any agency of the federal government. The Company reserves the right to dispose of all samples after a period of thirty (30) days, according to all state and federal guidelines, unless otherwise specified.

All components not quantified as asbestos content and non-asbestos content are considered to be non-fibrous matrix components. Matrix components may include, but are not limited to, gypsum, paint, silicate minerals, vinyl, binder, calcium carbonate, tar, and foam.

Inhomogeneous samples are separated into homogeneous subsamples and analyzed individually. ND means no fibers were detected. When detected, the minimum detection and reporting limit is less than 1% unless point counting is performed. Floor tile samples may contain large amounts of interference material and it is recommended that the sample be analyzed by gravimetric point count analysis to lower the detection limit and to aid in asbestos identification.

‡ A "Version" indicated by "-x" after the Lab ID# with a value greater than 1 indicates a sample with amended data. The revision number is reflected by the value of "x". This report replaces the previous report released on August 20, 2024.

**Eurofins EPK Built Environment Testing, LLC**

2841 Dow Avenue, Suite 300, Tustin, CA 92780

(833) 465-5857 www.eurofinsus.com/Built

Client: Entek Consulting Group

C/O: Jose Hernandez, Gerald Morales

Re: 24-7283 Sacramento City USD; Bowling Green

Elementary School 4211 Turnbridge Drive

Sacramento, CA 95823

Date of Sampling: 07-29-2024

Date of Receipt: 08-13-2024

Date of Report: 09-10-2024

**ASBESTOS PLM REPORT**

**Location: ECG-24-7283-144F, Brick and Mortar/Exterior, Classroom 7 & Counselor 7.5**

**Building, North**

Lab ID-Version‡: 18439935-1

Sample Layers	Asbestos Content
Red Brick	ND
Gray Mortar	ND
<b>Sample Composite Homogeneity:</b> Moderate	

**Location: ECG-24-7283-144G, Brick and Mortar/Exterior, Classroom 10 & Library**

**Building, North**

Lab ID-Version‡: 18439936-1

Sample Layers	Asbestos Content
Red Brick	ND
Gray Mortar	ND
<b>Sample Composite Homogeneity:</b> Moderate	

**Location: ECG-24-7283-145A, Brick and Mortar/Exterior, Therapy Building, Southeast**

Lab ID-Version‡: 18439937-1

Sample Layers	Asbestos Content
Red Brick	ND
Gray Mortar	ND
<b>Sample Composite Homogeneity:</b> Moderate	

**Location: ECG-24-7283-145B, Brick and Mortar/Exterior, Therapy Building, West**

Lab ID-Version‡: 18439938-1

Sample Layers	Asbestos Content
Red Brick	ND
Gray Mortar	ND
<b>Sample Composite Homogeneity:</b> Moderate	

The test report shall not be reproduced except in full, without written approval of the laboratory. The report must not be used by the client to claim product certification, approval, or endorsement by NVLAP, NIST, or any agency of the federal government. The Company reserves the right to dispose of all samples after a period of thirty (30) days, according to all state and federal guidelines, unless otherwise specified.

All components not quantified as asbestos content and non-asbestos content are considered to be non-fibrous matrix components. Matrix components may include, but are not limited to, gypsum, paint, silicate minerals, vinyl, binder, calcium carbonate, tar, and foam.

Inhomogeneous samples are separated into homogeneous subsamples and analyzed individually. ND means no fibers were detected. When detected, the minimum detection and reporting limit is less than 1% unless point counting is performed. Floor tile samples may contain large amounts of interference material and it is recommended that the sample be analyzed by gravimetric point count analysis to lower the detection limit and to aid in asbestos identification.

‡ A "Version" indicated by "-x" after the Lab ID# with a value greater than 1 indicates a sample with amended data. The revision number is reflected by the value of "x". This report replaces the previous report released on August 20, 2024.

**Eurofins EPK Built Environment Testing, LLC**

2841 Dow Avenue, Suite 300, Tustin, CA 92780

(833) 465-5857 www.eurofinsus.com/Built

Client: Entek Consulting Group

C/O: Jose Hernandez, Gerald Morales

Re: 24-7283 Sacramento City USD; Bowling Green

Elementary School 4211 Turnbridge Drive

Sacramento, CA 95823

Date of Sampling: 07-29-2024

Date of Receipt: 08-13-2024

Date of Report: 09-10-2024

**ASBESTOS PLM REPORT**

**Location: ECG-24-7283-146A, Window Caulking/Exterior, Therapy Building, West**

Lab ID-Version‡: 18439939-1

Sample Layers	Asbestos Content
Gray Caulk	ND
<b>Sample Composite Homogeneity:</b> Good	

**Location: ECG-24-7283-146B, Window Caulking/Exterior, Therapy Building, North**

Lab ID-Version‡: 18439940-1

Sample Layers	Asbestos Content
Gray Caulk	ND
<b>Sample Composite Homogeneity:</b> Good	

**Location: ECG-24-7283-147A, Door Caulking/Exterior, Therapy Building, West Side, South**

Lab ID-Version‡: 18439941-1

Sample Layers	Asbestos Content
Gray Caulk	ND
<b>Sample Composite Homogeneity:</b> Good	

**Location: ECG-24-7283-147B, Door Caulking/Exterior, Therapy Building, West Side, North**

Lab ID-Version‡: 18439942-1

Sample Layers	Asbestos Content
Gray Caulk	ND
<b>Sample Composite Homogeneity:</b> Good	

The test report shall not be reproduced except in full, without written approval of the laboratory. The report must not be used by the client to claim product certification, approval, or endorsement by NVLAP, NIST, or any agency of the federal government. The Company reserves the right to dispose of all samples after a period of thirty (30) days, according to all state and federal guidelines, unless otherwise specified.

All components not quantified as asbestos content and non-asbestos content are considered to be non-fibrous matrix components. Matrix components may include, but are not limited to, gypsum, paint, silicate minerals, vinyl, binder, calcium carbonate, tar, and foam.

Inhomogeneous samples are separated into homogeneous subsamples and analyzed individually. ND means no fibers were detected. When detected, the minimum detection and reporting limit is less than 1% unless point counting is performed. Floor tile samples may contain large amounts of interference material and it is recommended that the sample be analyzed by gravimetric point count analysis to lower the detection limit and to aid in asbestos identification.

‡ A "Version" indicated by "-x" after the Lab ID# with a value greater than 1 indicates a sample with amended data. The revision number is reflected by the value of "x". This report replaces the previous report released on August 20, 2024.

**Eurofins EPK Built Environment Testing, LLC**

2841 Dow Avenue, Suite 300, Tustin, CA 92780

(833) 465-5857 www.eurofinsus.com/Built

Client: Entek Consulting Group

C/O: Jose Hernandez, Gerald Morales

Re: 24-7283 Sacramento City USD; Bowling Green

Elementary School 4211 Turnbridge Drive

Sacramento, CA 95823

Date of Sampling: 07-29-2024

Date of Receipt: 08-13-2024

Date of Report: 09-10-2024

**ASBESTOS PLM REPORT**

**Location: ECG-24-7283-148A, Door Caulking/Exterior, Office Building, West**

Lab ID-Version‡: 18439943-1

Sample Layers	Asbestos Content
Gray Caulk	ND
<b>Sample Composite Homogeneity:</b> Good	

**Location: ECG-24-7283-148B, Door Caulking/Exterior, Classrooms 1&2 Building, North**

Lab ID-Version‡: 18439944-1

Sample Layers	Asbestos Content
Gray Caulk	ND
<b>Sample Composite Homogeneity:</b> Good	

**Location: ECG-24-7283-149A, Site Concrete/Exterior, West of MPR Building**

Lab ID-Version‡: 18439945-1

Sample Layers	Asbestos Content
Gray Concrete	ND
<b>Sample Composite Homogeneity:</b> Good	

**Location: ECG-24-7283-149B, Site Concrete/Exterior, North of Classroom 7 & Counselor 7.5 Building**

Lab ID-Version‡: 18439946-1

Sample Layers	Asbestos Content
Gray Concrete	ND
<b>Sample Composite Homogeneity:</b> Good	

The test report shall not be reproduced except in full, without written approval of the laboratory. The report must not be used by the client to claim product certification, approval, or endorsement by NVLAP, NIST, or any agency of the federal government. The Company reserves the right to dispose of all samples after a period of thirty (30) days, according to all state and federal guidelines, unless otherwise specified.

All components not quantified as asbestos content and non-asbestos content are considered to be non-fibrous matrix components. Matrix components may include, but are not limited to, gypsum, paint, silicate minerals, vinyl, binder, calcium carbonate, tar, and foam.

Inhomogeneous samples are separated into homogeneous subsamples and analyzed individually. ND means no fibers were detected. When detected, the minimum detection and reporting limit is less than 1% unless point counting is performed. Floor tile samples may contain large amounts of interference material and it is recommended that the sample be analyzed by gravimetric point count analysis to lower the detection limit and to aid in asbestos identification.

‡ A "Version" indicated by "-x" after the Lab ID# with a value greater than 1 indicates a sample with amended data. The revision number is reflected by the value of "x". This report replaces the previous report released on August 20, 2024.

**Eurofins EPK Built Environment Testing, LLC**

2841 Dow Avenue, Suite 300, Tustin, CA 92780

(833) 465-5857 www.eurofinsus.com/Built

Client: Entek Consulting Group

C/O: Jose Hernandez, Gerald Morales

Re: 24-7283 Sacramento City USD; Bowling Green

Elementary School 4211 Turnbridge Drive

Sacramento, CA 95823

Date of Sampling: 07-29-2024

Date of Receipt: 08-13-2024

Date of Report: 09-10-2024

**ASBESTOS PLM REPORT**

**Location: ECG-24-7283-150A, Asphalt/Exterior, Parking Lot, West of Classroom 1&2**

**Building**

Lab ID-Version‡: 18439947-1

Sample Layers	Asbestos Content
Black Asphalt	ND
<b>Sample Composite Homogeneity:</b> Good	

**Location: ECG-24-7283-150B, Asphalt/Exterior, Parking Lot, Southeast of Classroom 7 & Counselor 7.5 Building**

Lab ID-Version‡: 18439948-1

Sample Layers	Asbestos Content
Black Asphalt	ND
<b>Sample Composite Homogeneity:</b> Good	

**Location: ECG-24-7283-151A, 2'x2' Blue Carpet Squares with Mastic/Chacon Language & Science Academy, Portable BF-1**

Lab ID-Version‡: 18439949-1

Sample Layers	Asbestos Content
Blue Carpet	ND
Yellow Mastic	ND
Gray Leveling Compound	ND
<b>Composite Non-Asbestos Content:</b>	15% Synthetic Fibers
<b>Sample Composite Homogeneity:</b> Moderate	

**Location: ECG-24-7283-151B, 2'x2' Blue Carpet Squares with Mastic/Chacon Language & Science Academy, Portable BF-7**

Lab ID-Version‡: 18439950-1

Sample Layers	Asbestos Content
Blue Carpet	ND
Yellow Mastic	ND
Gray Leveling Compound	ND
<b>Composite Non-Asbestos Content:</b>	15% Synthetic Fibers
<b>Sample Composite Homogeneity:</b> Moderate	

The test report shall not be reproduced except in full, without written approval of the laboratory. The report must not be used by the client to claim product certification, approval, or endorsement by NVLAP, NIST, or any agency of the federal government. The Company reserves the right to dispose of all samples after a period of thirty (30) days, according to all state and federal guidelines, unless otherwise specified.

All components not quantified as asbestos content and non-asbestos content are considered to be non-fibrous matrix components. Matrix components may include, but are not limited to, gypsum, paint, silicate minerals, vinyl, binder, calcium carbonate, tar, and foam.

Inhomogeneous samples are separated into homogeneous subsamples and analyzed individually. ND means no fibers were detected. When detected, the minimum detection and reporting limit is less than 1% unless point counting is performed. Floor tile samples may contain large amounts of interference material and it is recommended that the sample be analyzed by gravimetric point count analysis to lower the detection limit and to aid in asbestos identification.

‡ A "Version" indicated by "-x" after the Lab ID# with a value greater than 1 indicates a sample with amended data. The revision number is reflected by the value of "x". This report replaces the previous report released on August 20, 2024.

**Eurofins EPK Built Environment Testing, LLC**

2841 Dow Avenue, Suite 300, Tustin, CA 92780

(833) 465-5857 www.eurofinsus.com/Built

Client: Entek Consulting Group

C/O: Jose Hernandez, Gerald Morales

Re: 24-7283 Sacramento City USD; Bowling Green

Elementary School 4211 Turnbridge Drive

Sacramento, CA 95823

Date of Sampling: 07-29-2024

Date of Receipt: 08-13-2024

Date of Report: 09-10-2024

**ASBESTOS PLM REPORT****Location: ECG-24-7283-152A, 2'x2' Dark Blue Carpet Squares with Mastic/Chacon Language & Science Academy, Portable BF-1**

Lab ID-Version‡: 18439951-1

Sample Layers	Asbestos Content
Blue Carpet	ND
Blue Mastic	ND
Gray Leveling Compound	ND
<b>Composite Non-Asbestos Content:</b>	10% Synthetic Fibers
<b>Sample Composite Homogeneity:</b>	Moderate

**Location: ECG-24-7283-152B, 2'x2' Dark Blue Carpet Squares with Mastic/Chacon Language & Science Academy, Portable BF-7**

Lab ID-Version‡: 18439952-1

Sample Layers	Asbestos Content
Blue Carpet	ND
Brown Mastic	ND
Gray Leveling Compound	ND
<b>Composite Non-Asbestos Content:</b>	10% Synthetic Fibers
<b>Sample Composite Homogeneity:</b>	Moderate

**Location: ECG-24-7283-153A, 4" Gray Vinyl Base Cove with Mastic/Chacon Language & Science Academy, Portable BF-1**

Lab ID-Version‡: 18439953-1

Sample Layers	Asbestos Content
Gray Cove Base	ND
Off-White Mastic	ND
<b>Sample Composite Homogeneity:</b>	Moderate

**Location: ECG-24-7283-153B, 4" Gray Vinyl Base Cove with Mastic/Chacon Language & Science Academy, Portable BF-7**

Lab ID-Version‡: 18439954-1

Sample Layers	Asbestos Content
Gray Cove Base	ND
Off-White Mastic	ND
<b>Sample Composite Homogeneity:</b>	Moderate

The test report shall not be reproduced except in full, without written approval of the laboratory. The report must not be used by the client to claim product certification, approval, or endorsement by NVLAP, NIST, or any agency of the federal government. The Company reserves the right to dispose of all samples after a period of thirty (30) days, according to all state and federal guidelines, unless otherwise specified.

All components not quantified as asbestos content and non-asbestos content are considered to be non-fibrous matrix components. Matrix components may include, but are not limited to, gypsum, paint, silicate minerals, vinyl, binder, calcium carbonate, tar, and foam.

Inhomogeneous samples are separated into homogeneous subsamples and analyzed individually. ND means no fibers were detected. When detected, the minimum detection and reporting limit is less than 1% unless point counting is performed. Floor tile samples may contain large amounts of interference material and it is recommended that the sample be analyzed by gravimetric point count analysis to lower the detection limit and to aid in asbestos identification.

‡ A "Version" indicated by "-x" after the Lab ID# with a value greater than 1 indicates a sample with amended data. The revision number is reflected by the value of "x". This report replaces the previous report released on August 20, 2024.

**Eurofins EPK Built Environment Testing, LLC**

2841 Dow Avenue, Suite 300, Tustin, CA 92780

(833) 465-5857 www.eurofinsus.com/Built

Client: Entek Consulting Group

C/O: Jose Hernandez, Gerald Morales

Re: 24-7283 Sacramento City USD; Bowling Green

Elementary School 4211 Turnbridge Drive

Sacramento, CA 95823

Date of Sampling: 07-29-2024

Date of Receipt: 08-13-2024

Date of Report: 09-10-2024

**ASBESTOS PLM REPORT**

**Location: ECG-24-7283-154A, Gray Vinyl Floor Tile with Mastic (Sublayer)/Chacon Language & Science Academy, Portable BF-1, Southeast**

Lab ID-Version‡: 18439955-1

Sample Layers	Asbestos Content
Gray Floor Tile	ND
Yellow Mastic	ND
<b>Sample Composite Homogeneity:</b> Moderate	

**Location: ECG-24-7283-154B, Gray Vinyl Floor Tile with Mastic (Sublayer)/Chacon Language & Science Academy, Portable BF-1, Southwest**

Lab ID-Version‡: 18439956-1

Sample Layers	Asbestos Content
Blue Mastic	ND
Gray Floor Tile	ND
Yellow Mastic	ND
<b>Sample Composite Homogeneity:</b> Moderate	

**Location: ECG-24-7283-155A, Carpet Mastic/Chacon Language & Science Academy, Portable BF-2**

Lab ID-Version‡: 18439957-1

Sample Layers	Asbestos Content
Yellow Mastic	ND
<b>Sample Composite Homogeneity:</b> Good	

**Location: ECG-24-7283-155B, Carpet Mastic/Chacon Language & Science Academy, Portable BF-5**

Lab ID-Version‡: 18439958-1

Sample Layers	Asbestos Content
Yellow Mastic	ND
<b>Sample Composite Homogeneity:</b> Good	

The test report shall not be reproduced except in full, without written approval of the laboratory. The report must not be used by the client to claim product certification, approval, or endorsement by NVLAP, NIST, or any agency of the federal government. The Company reserves the right to dispose of all samples after a period of thirty (30) days, according to all state and federal guidelines, unless otherwise specified.

All components not quantified as asbestos content and non-asbestos content are considered to be non-fibrous matrix components. Matrix components may include, but are not limited to, gypsum, paint, silicate minerals, vinyl, binder, calcium carbonate, tar, and foam.

Inhomogeneous samples are separated into homogeneous subsamples and analyzed individually. ND means no fibers were detected. When detected, the minimum detection and reporting limit is less than 1% unless point counting is performed. Floor tile samples may contain large amounts of interference material and it is recommended that the sample be analyzed by gravimetric point count analysis to lower the detection limit and to aid in asbestos identification.

‡ A "Version" indicated by "-x" after the Lab ID# with a value greater than 1 indicates a sample with amended data. The revision number is reflected by the value of "x". This report replaces the previous report released on August 20, 2024.



**Eurofins EPK Built Environment Testing, LLC**

2841 Dow Avenue, Suite 300, Tustin, CA 92780

(833) 465-5857 www.eurofinsus.com/Built

Client: Entek Consulting Group

C/O: Jose Hernandez, Gerald Morales

Re: 24-7283 Sacramento City USD; Bowling Green

Elementary School 4211 Turnbridge Drive

Sacramento, CA 95823

Date of Sampling: 07-29-2024

Date of Receipt: 08-13-2024

Date of Report: 09-10-2024

**ASBESTOS PLM REPORT**

**Location: ECG-24-7283-155C, Carpet Mastic/Chacon Language & Science Academy, Portable BF-8**

Lab ID-Version‡: 18439959-1

Sample Layers	Asbestos Content
Blue Carpet	ND
Yellow Mastic	ND
<b>Composite Non-Asbestos Content:</b>	10% Synthetic Fibers
<b>Sample Composite Homogeneity:</b>	Moderate

**Location: ECG-24-7283-155D, Carpet Mastic/Chacon Language & Science Academy, Portable BF-11**

Lab ID-Version‡: 18439960-1

Sample Layers	Asbestos Content
Blue Carpet	ND
Yellow Mastic	ND
<b>Composite Non-Asbestos Content:</b>	10% Synthetic Fibers
<b>Sample Composite Homogeneity:</b>	Moderate

**Location: ECG-24-7283-155E, Carpet Mastic/Chacon Language & Science Academy, Portable BF-13**

Lab ID-Version‡: 18439961-1

Sample Layers	Asbestos Content
Blue Carpet	ND
Yellow Mastic	ND
<b>Composite Non-Asbestos Content:</b>	10% Synthetic Fibers
<b>Sample Composite Homogeneity:</b>	Moderate

**Location: ECG-24-7283-156A, 12"x12" Gray Mottled Vinyl Floor Tile with Yellow Mastic/Chacon Language & Science Academy, Portable BF-2**

Lab ID-Version‡: 18439962-1

Sample Layers	Asbestos Content
Gray Floor Tile	ND
Yellow Mastic	ND
<b>Sample Composite Homogeneity:</b>	Moderate

The test report shall not be reproduced except in full, without written approval of the laboratory. The report must not be used by the client to claim product certification, approval, or endorsement by NVLAP, NIST, or any agency of the federal government. The Company reserves the right to dispose of all samples after a period of thirty (30) days, according to all state and federal guidelines, unless otherwise specified.

All components not quantified as asbestos content and non-asbestos content are considered to be non-fibrous matrix components. Matrix components may include, but are not limited to, gypsum, paint, silicate minerals, vinyl, binder, calcium carbonate, tar, and foam.

Inhomogeneous samples are separated into homogeneous subsamples and analyzed individually. ND means no fibers were detected. When detected, the minimum detection and reporting limit is less than 1% unless point counting is performed. Floor tile samples may contain large amounts of interference material and it is recommended that the sample be analyzed by gravimetric point count analysis to lower the detection limit and to aid in asbestos identification.

‡ A "Version" indicated by "-x" after the Lab ID# with a value greater than 1 indicates a sample with amended data. The revision number is reflected by the value of "x". This report replaces the previous report released on August 20, 2024.

**Eurofins EPK Built Environment Testing, LLC**

2841 Dow Avenue, Suite 300, Tustin, CA 92780

(833) 465-5857 www.eurofinsus.com/Built

Client: Entek Consulting Group

C/O: Jose Hernandez, Gerald Morales

Re: 24-7283 Sacramento City USD; Bowling Green

Elementary School 4211 Turnbridge Drive

Sacramento, CA 95823

Date of Sampling: 07-29-2024

Date of Receipt: 08-13-2024

Date of Report: 09-10-2024

**ASBESTOS PLM REPORT**

**Location: ECG-24-7283-156B, 12"x12" Gray Mottled Vinyl Floor Tile with Yellow Mastic/Chacon Language & Science Academy, Portable BF-4**

Lab ID-Version‡: 18439963-1

Sample Layers	Asbestos Content
Gray Floor Tile	ND
Yellow Mastic	ND
<b>Sample Composite Homogeneity:</b> Moderate	

**Location: ECG-24-7283-156C, 12"x12" Gray Mottled Vinyl Floor Tile with Yellow Mastic/Chacon Language & Science Academy, Portable BF-6**

Lab ID-Version‡: 18439964-1

Sample Layers	Asbestos Content
Gray Floor Tile	ND
Yellow Mastic	ND
<b>Sample Composite Homogeneity:</b> Moderate	

**Location: ECG-24-7283-156D, 12"x12" Gray Mottled Vinyl Floor Tile with Yellow Mastic/Chacon Language & Science Academy, Portable BF-14**

Lab ID-Version‡: 18439965-1

Sample Layers	Asbestos Content
Gray Floor Tile	ND
Yellow Mastic	ND
<b>Sample Composite Homogeneity:</b> Moderate	

**Location: ECG-24-7283-156E, 12"x12" Gray Mottled Vinyl Floor Tile with Yellow Mastic/Chacon Language & Science Academy, Portable BF-16**

Lab ID-Version‡: 18439966-1

Sample Layers	Asbestos Content
Gray Floor Tile	ND
Yellow Mastic	ND
<b>Sample Composite Homogeneity:</b> Moderate	

The test report shall not be reproduced except in full, without written approval of the laboratory. The report must not be used by the client to claim product certification, approval, or endorsement by NVLAP, NIST, or any agency of the federal government. The Company reserves the right to dispose of all samples after a period of thirty (30) days, according to all state and federal guidelines, unless otherwise specified.

All components not quantified as asbestos content and non-asbestos content are considered to be non-fibrous matrix components. Matrix components may include, but are not limited to, gypsum, paint, silicate minerals, vinyl, binder, calcium carbonate, tar, and foam.

Inhomogeneous samples are separated into homogeneous subsamples and analyzed individually. ND means no fibers were detected. When detected, the minimum detection and reporting limit is less than 1% unless point counting is performed. Floor tile samples may contain large amounts of interference material and it is recommended that the sample be analyzed by gravimetric point count analysis to lower the detection limit and to aid in asbestos identification.

‡ A "Version" indicated by "-x" after the Lab ID# with a value greater than 1 indicates a sample with amended data. The revision number is reflected by the value of "x". This report replaces the previous report released on August 20, 2024.

**Eurofins EPK Built Environment Testing, LLC**

2841 Dow Avenue, Suite 300, Tustin, CA 92780

(833) 465-5857 www.eurofinsus.com/Built

Client: Entek Consulting Group

C/O: Jose Hernandez, Gerald Morales

Re: 24-7283 Sacramento City USD; Bowling Green

Elementary School 4211 Turnbridge Drive

Sacramento, CA 95823

Date of Sampling: 07-29-2024

Date of Receipt: 08-13-2024

Date of Report: 09-10-2024

**ASBESTOS PLM REPORT**

**Location: ECG-24-7283-157A, 12"x12" Light Gray Mottled Vinyl Floor Tile with Yellow Mastic (Patch)/Chacon Language & Science Academy, Portable BF-16**

Lab ID-Version‡: 18439967-1

Sample Layers	Asbestos Content
Gray Floor Tile	ND
Yellow Mastic	ND
<b>Sample Composite Homogeneity:</b> Moderate	

**Location: ECG-24-7283-158A, 4" Blue Vinyl Base Cove with Mastic/Chacon Language & Science Academy, Portable BF-3**

Lab ID-Version‡: 18439968-1

Sample Layers	Asbestos Content
Blue Cove Base	ND
Off-White Mastic	ND
<b>Sample Composite Homogeneity:</b> Moderate	

**Location: ECG-24-7283-158B, 4" Blue Vinyl Base Cove with Mastic/Chacon Language & Science Academy, Portable BF-5**

Lab ID-Version‡: 18439969-1

Sample Layers	Asbestos Content
Blue Cove Base	ND
Off-White Mastic	ND
<b>Sample Composite Homogeneity:</b> Moderate	

**Location: ECG-24-7283-158C, 4" Blue Vinyl Base Cove with Mastic/Chacon Language & Science Academy, Portable BF-17**

Lab ID-Version‡: 18439970-1

Sample Layers	Asbestos Content
Blue Cove Base	ND
Off-White Mastic	ND
<b>Sample Composite Homogeneity:</b> Moderate	

The test report shall not be reproduced except in full, without written approval of the laboratory. The report must not be used by the client to claim product certification, approval, or endorsement by NVLAP, NIST, or any agency of the federal government. The Company reserves the right to dispose of all samples after a period of thirty (30) days, according to all state and federal guidelines, unless otherwise specified.

All components not quantified as asbestos content and non-asbestos content are considered to be non-fibrous matrix components. Matrix components may include, but are not limited to, gypsum, paint, silicate minerals, vinyl, binder, calcium carbonate, tar, and foam.

Inhomogeneous samples are separated into homogeneous subsamples and analyzed individually. ND means no fibers were detected. When detected, the minimum detection and reporting limit is less than 1% unless point counting is performed. Floor tile samples may contain large amounts of interference material and it is recommended that the sample be analyzed by gravimetric point count analysis to lower the detection limit and to aid in asbestos identification.

‡ A "Version" indicated by "-x" after the Lab ID# with a value greater than 1 indicates a sample with amended data. The revision number is reflected by the value of "x". This report replaces the previous report released on August 20, 2024.

**Eurofins EPK Built Environment Testing, LLC**

2841 Dow Avenue, Suite 300, Tustin, CA 92780

(833) 465-5857 www.eurofinsus.com/Built

Client: Entek Consulting Group

C/O: Jose Hernandez, Gerald Morales

Re: 24-7283 Sacramento City USD; Bowling Green

Elementary School 4211 Turnbridge Drive

Sacramento, CA 95823

Date of Sampling: 07-29-2024

Date of Receipt: 08-13-2024

Date of Report: 09-10-2024

**ASBESTOS PLM REPORT**

**Location: ECG-24-7283-158D, 4" Blue Vinyl Base Cove with Mastic/Chacon Language & Science Academy, Restroom Portable, Storage Room**

Lab ID-Version‡: 18439971-1

Sample Layers	Asbestos Content
Blue Cove Base	ND
Off-White Mastic	ND
<b>Sample Composite Homogeneity:</b> Moderate	

**Location: ECG-24-7283-159A, Light Gray Speckled Sheet Vinyl Flooring with Mastic/Chacon Language & Science Academy, South Restroom Adjacent Portable BF-1**

Lab ID-Version‡: 18439972-1

Sample Layers	Asbestos Content
Light Gray Sheet Flooring	ND
Off-White Mastic	ND
<b>Sample Composite Homogeneity:</b> Moderate	

**Location: ECG-24-7283-159B, Light Gray Speckled Sheet Vinyl Flooring with Mastic/Chacon Language & Science Academy, North Restroom Adjacent Portable BF-1**

Lab ID-Version‡: 18439973-1

Sample Layers	Asbestos Content
Light Gray Sheet Flooring	ND
Off-White Mastic	ND
<b>Sample Composite Homogeneity:</b> Moderate	

**Location: ECG-24-7283-160A, Gray Speckled Epoxy Flooring/Chacon Language & Science Academy, Restroom Portable, Boy's Restroom**

Lab ID-Version‡: 18439974-1

Sample Layers	Asbestos Content
Gray Flooring	ND
<b>Sample Composite Homogeneity:</b> Good	

The test report shall not be reproduced except in full, without written approval of the laboratory. The report must not be used by the client to claim product certification, approval, or endorsement by NVLAP, NIST, or any agency of the federal government. The Company reserves the right to dispose of all samples after a period of thirty (30) days, according to all state and federal guidelines, unless otherwise specified.

All components not quantified as asbestos content and non-asbestos content are considered to be non-fibrous matrix components. Matrix components may include, but are not limited to, gypsum, paint, silicate minerals, vinyl, binder, calcium carbonate, tar, and foam.

Inhomogeneous samples are separated into homogeneous subsamples and analyzed individually. ND means no fibers were detected. When detected, the minimum detection and reporting limit is less than 1% unless point counting is performed. Floor tile samples may contain large amounts of interference material and it is recommended that the sample be analyzed by gravimetric point count analysis to lower the detection limit and to aid in asbestos identification.

‡ A "Version" indicated by "-x" after the Lab ID# with a value greater than 1 indicates a sample with amended data. The revision number is reflected by the value of "x". This report replaces the previous report released on August 20, 2024.

**Eurofins EPK Built Environment Testing, LLC**

2841 Dow Avenue, Suite 300, Tustin, CA 92780

(833) 465-5857 www.eurofinsus.com/Built

Client: Entek Consulting Group

C/O: Jose Hernandez, Gerald Morales

Re: 24-7283 Sacramento City USD; Bowling Green

Elementary School 4211 Turnbridge Drive

Sacramento, CA 95823

Date of Sampling: 07-29-2024

Date of Receipt: 08-13-2024

Date of Report: 09-10-2024

**ASBESTOS PLM REPORT**

**Location: ECG-24-7283-160B, Gray Speckled Epoxy Flooring/Chacon Language & Science Academy, Restroom Portable, Women's Restroom**

Lab ID-Version‡: 18439975-1

Sample Layers	Asbestos Content
Gray Flooring	ND
<b>Sample Composite Homogeneity:</b> Good	

**Location: ECG-24-7283-161A, Light Gray Sheet Vinyl Flooring with Paper Backing and Mastic/Chacon Language & Science Academy, Restroom Portable, Storage Room**

Lab ID-Version‡: 18439976-1

Sample Layers	Asbestos Content
Gray Sheet Flooring with Fibrous Backing	ND
Off-White Mastic	ND
<b>Composite Non-Asbestos Content:</b>	10% Cellulose 5% Glass Fibers
<b>Sample Composite Homogeneity:</b>	Moderate

**Location: ECG-24-7283-161B, Light Gray Sheet Vinyl Flooring with Paper Backing and Mastic/Chacon Language & Science Academy, Restroom Portable, All Gender Restroom**

Lab ID-Version‡: 18439977-1

Sample Layers	Asbestos Content
Gray Sheet Flooring with Fibrous Backing	ND
Off-White Mastic	ND
<b>Composite Non-Asbestos Content:</b>	10% Cellulose 5% Glass Fibers
<b>Sample Composite Homogeneity:</b>	Moderate

**Location: ECG-24-7283-162A, 4" Gray Vinyl Base Cove with Mastic/Chacon Language & Science Academy, Office & Multi-Use Room Portable, Office**

Lab ID-Version‡: 18439978-1

Sample Layers	Asbestos Content
Gray Cove Base	ND
Yellow Mastic	ND
<b>Sample Composite Homogeneity:</b>	Moderate

The test report shall not be reproduced except in full, without written approval of the laboratory. The report must not be used by the client to claim product certification, approval, or endorsement by NVLAP, NIST, or any agency of the federal government. The Company reserves the right to dispose of all samples after a period of thirty (30) days, according to all state and federal guidelines, unless otherwise specified.

All components not quantified as asbestos content and non-asbestos content are considered to be non-fibrous matrix components. Matrix components may include, but are not limited to, gypsum, paint, silicate minerals, vinyl, binder, calcium carbonate, tar, and foam.

Inhomogeneous samples are separated into homogeneous subsamples and analyzed individually. ND means no fibers were detected. When detected, the minimum detection and reporting limit is less than 1% unless point counting is performed. Floor tile samples may contain large amounts of interference material and it is recommended that the sample be analyzed by gravimetric point count analysis to lower the detection limit and to aid in asbestos identification.

‡ A "Version" indicated by "-x" after the Lab ID# with a value greater than 1 indicates a sample with amended data. The revision number is reflected by the value of "x". This report replaces the previous report released on August 20, 2024.

**Eurofins EPK Built Environment Testing, LLC**

2841 Dow Avenue, Suite 300, Tustin, CA 92780

(833) 465-5857 www.eurofinsus.com/Built

Client: Entek Consulting Group

C/O: Jose Hernandez, Gerald Morales

Re: 24-7283 Sacramento City USD; Bowling Green

Elementary School 4211 Turnbridge Drive

Sacramento, CA 95823

Date of Sampling: 07-29-2024

Date of Receipt: 08-13-2024

Date of Report: 09-10-2024

**ASBESTOS PLM REPORT**

**Location: ECG-24-7283-162B, 4" Gray Vinyl Base Cove with Mastic/Chacon Language & Science Academy, Office & Multi-Use Room Portable, Multi-Use Room**

Lab ID-Version‡: 18439979-1

Sample Layers	Asbestos Content
Gray Cove Base	ND
White Mastic	ND
<b>Sample Composite Homogeneity:</b> Moderate	

**Location: ECG-24-7283-163A, 12"x12" Gray Vinyl Floor Tile with Mastic/Chacon Language & Science Academy, Office & Multi-Use Room Portable, Office. North**

Lab ID-Version‡: 18439980-1

Sample Layers	Asbestos Content
Gray Floor Tile	ND
Off-White Mastic	ND
Gray Leveling Compound	ND
<b>Composite Non-Asbestos Content:</b>	5% Synthetic Fibers
<b>Sample Composite Homogeneity:</b>	Moderate

**Location: ECG-24-7283-163B, 12"x12" Gray Vinyl Floor Tile with Mastic/Chacon Language & Science Academy, Office & Multi-Use Room Portable, Office. South**

Lab ID-Version‡: 18439981-1

Sample Layers	Asbestos Content
Gray Floor Tile	ND
Off-White Mastic	ND
Gray Leveling Compound	ND
<b>Composite Non-Asbestos Content:</b>	5% Synthetic Fibers
<b>Sample Composite Homogeneity:</b>	Moderate

The test report shall not be reproduced except in full, without written approval of the laboratory. The report must not be used by the client to claim product certification, approval, or endorsement by NVLAP, NIST, or any agency of the federal government. The Company reserves the right to dispose of all samples after a period of thirty (30) days, according to all state and federal guidelines, unless otherwise specified.

All components not quantified as asbestos content and non-asbestos content are considered to be non-fibrous matrix components. Matrix components may include, but are not limited to, gypsum, paint, silicate minerals, vinyl, binder, calcium carbonate, tar, and foam.

Inhomogeneous samples are separated into homogeneous subsamples and analyzed individually. ND means no fibers were detected. When detected, the minimum detection and reporting limit is less than 1% unless point counting is performed. Floor tile samples may contain large amounts of interference material and it is recommended that the sample be analyzed by gravimetric point count analysis to lower the detection limit and to aid in asbestos identification.

‡ A "Version" indicated by "-x" after the Lab ID# with a value greater than 1 indicates a sample with amended data. The revision number is reflected by the value of "x". This report replaces the previous report released on August 20, 2024.

**Eurofins EPK Built Environment Testing, LLC**

2841 Dow Avenue, Suite 300, Tustin, CA 92780

(833) 465-5857 www.eurofinsus.com/Built

Client: Entek Consulting Group

C/O: Jose Hernandez, Gerald Morales

Re: 24-7283 Sacramento City USD; Bowling Green

Elementary School 4211 Turnbridge Drive

Sacramento, CA 95823

Date of Sampling: 07-29-2024

Date of Receipt: 08-13-2024

Date of Report: 09-10-2024

**ASBESTOS PLM REPORT**

**Location: ECG-24-7283-164A, 12''x12' Gray Streaked Vinyl Floor Tile with Mastic/  
Chacon Language & Science Academy, Office & Multi-Use Room Portable, Multi-Use  
Room, North**

Lab ID-Version‡: 18439982-1

Sample Layers	Asbestos Content
Gray Floor Tile	ND
Black Mastic	ND
<b>Sample Composite Homogeneity:</b> Moderate	

The test report shall not be reproduced except in full, without written approval of the laboratory. The report must not be used by the client to claim product certification, approval, or endorsement by NVLAP, NIST, or any agency of the federal government. The Company reserves the right to dispose of all samples after a period of thirty (30) days, according to all state and federal guidelines, unless otherwise specified.

All components not quantified as asbestos content and non-asbestos content are considered to be non-fibrous matrix components. Matrix components may include, but are not limited to, gypsum, paint, silicate minerals, vinyl, binder, calcium carbonate, tar, and foam.

Inhomogeneous samples are separated into homogeneous subsamples and analyzed individually. ND means no fibers were detected. When detected, the minimum detection and reporting limit is less than 1% unless point counting is performed. Floor tile samples may contain large amounts of interference material and it is recommended that the sample be analyzed by gravimetric point count analysis to lower the detection limit and to aid in asbestos identification.

‡ A "Version" indicated by "-x" after the Lab ID# with a value greater than 1 indicates a sample with amended data. The revision number is reflected by the value of "x". This report replaces the previous report released on August 20, 2024.

**Eurofins EPK Built Environment Testing, LLC**

2841 Dow Avenue, Suite 300, Tustin, CA 92780

(833) 465-5857 www.eurofinsus.com/Built

Client: Entek Consulting Group

C/O: Jose Hernandez, Gerald Morales

Re: 24-7283 Sacramento City USD; Bowling Green

Elementary School 4211 Turnbridge Drive

Sacramento, CA 95823

Date of Sampling: 07-29-2024

Date of Receipt: 08-13-2024

Date of Report: 09-10-2024

**ASBESTOS PLM REPORT**

**Location: ECG-24-7283-164B, 12''x12' Gray Streaked Vinyl Floor Tile with Mastic/  
Chacon Language & Science Academy, Office & Multi-Use Room Portable, Multi-Use  
Room, South**

Lab ID-Version‡: 18439983-1

Sample Layers	Asbestos Content
Gray Floor Tile	ND
Black Mastic	ND
<b>Sample Composite Homogeneity:</b> Moderate	

**Location: ECG-24-7283-165A, Yellow-Gray Speckled Epoxy Flooring/Chacon Language &  
Science Academy, Office & Multi-Use Room Portable, Girl's Restroom**

Lab ID-Version‡: 18439984-1

Sample Layers	Asbestos Content
Gray Flooring	ND
<b>Sample Composite Homogeneity:</b> Good	

**Location: ECG-24-7283-165B, Yellow-Gray Speckled Epoxy Flooring/Chacon Language &  
Science Academy, Office & Multi-Use Room Portable, Men's Restroom**

Lab ID-Version‡: 18439985-1

Sample Layers	Asbestos Content
Gray Flooring	ND
<b>Sample Composite Homogeneity:</b> Good	

**Location: ECG-24-7283-166A, Light Gray Sheet Vinyl Flooring with Paper Backing with  
Mastic/Chacon Language & Science Academy, Office & Multi-Use Room Portable,  
Custodial Room, East**

Lab ID-Version‡: 18439986-1

Sample Layers	Asbestos Content
Light Gray Sheet Flooring with Fibrous Backing	ND
Off-White Mastic	ND
<b>Sample Composite Homogeneity:</b> Moderate	

The test report shall not be reproduced except in full, without written approval of the laboratory. The report must not be used by the client to claim product certification, approval, or endorsement by NVLAP, NIST, or any agency of the federal government. The Company reserves the right to dispose of all samples after a period of thirty (30) days, according to all state and federal guidelines, unless otherwise specified.

All components not quantified as asbestos content and non-asbestos content are considered to be non-fibrous matrix components. Matrix components may include, but are not limited to, gypsum, paint, silicate minerals, vinyl, binder, calcium carbonate, tar, and foam.

Inhomogeneous samples are separated into homogeneous subsamples and analyzed individually. ND means no fibers were detected. When detected, the minimum detection and reporting limit is less than 1% unless point counting is performed. Floor tile samples may contain large amounts of interference material and it is recommended that the sample be analyzed by gravimetric point count analysis to lower the detection limit and to aid in asbestos identification.

‡ A "Version" indicated by "-x" after the Lab ID# with a value greater than 1 indicates a sample with amended data. The revision number is reflected by the value of "x". This report replaces the previous report released on August 20, 2024.



**Eurofins EPK Built Environment Testing, LLC**

2841 Dow Avenue, Suite 300, Tustin, CA 92780

(833) 465-5857 www.eurofinsus.com/Built

Client: Entek Consulting Group

C/O: Jose Hernandez, Gerald Morales

Re: 24-7283 Sacramento City USD; Bowling Green

Elementary School 4211 Turnbridge Drive

Sacramento, CA 95823

Date of Sampling: 07-29-2024

Date of Receipt: 08-13-2024

Date of Report: 09-10-2024

**ASBESTOS PLM REPORT**

**Location: ECG-24-7283-166B, Light Gray Sheet Vinyl Flooring with Paper Backing with Mastic/Chacon Language & Science Academy, Office & Multi-Use Room Portable, Custodial Room, South**

Lab ID-Version‡: 18439987-1

Sample Layers	Asbestos Content
Light Gray Sheet Flooring with Fibrous Backing	ND
Off-White Mastic	ND
<b>Sample Composite Homogeneity:</b> Moderate	

**Location: ECG-24-7283-167A, Gray With Blue & Green Speckles Sheet Vinyl Flooring with Mastic/Chacon Language & Science Academy, Office & Multi-Use Room Portable, Multi-Use Room, Southwest**

Lab ID-Version‡: 18439988-1

Sample Layers	Asbestos Content
Gray Sheet Flooring	ND
Yellow Mastic	ND
<b>Sample Composite Homogeneity:</b> Moderate	

**Location: ECG-24-7283-167B, Gray With Blue & Green Speckles Sheet Vinyl Flooring with Mastic/Chacon Language & Science Academy, Office & Multi-Use Room Portable, Multi-Use Room, West**

Lab ID-Version‡: 18439989-1

Sample Layers	Asbestos Content
Gray Sheet Flooring	ND
Yellow Mastic	ND
<b>Sample Composite Homogeneity:</b> Moderate	

The test report shall not be reproduced except in full, without written approval of the laboratory. The report must not be used by the client to claim product certification, approval, or endorsement by NVLAP, NIST, or any agency of the federal government. The Company reserves the right to dispose of all samples after a period of thirty (30) days, according to all state and federal guidelines, unless otherwise specified.

All components not quantified as asbestos content and non-asbestos content are considered to be non-fibrous matrix components. Matrix components may include, but are not limited to, gypsum, paint, silicate minerals, vinyl, binder, calcium carbonate, tar, and foam.

Inhomogeneous samples are separated into homogeneous subsamples and analyzed individually. ND means no fibers were detected. When detected, the minimum detection and reporting limit is less than 1% unless point counting is performed. Floor tile samples may contain large amounts of interference material and it is recommended that the sample be analyzed by gravimetric point count analysis to lower the detection limit and to aid in asbestos identification.

‡ A "Version" indicated by "-x" after the Lab ID# with a value greater than 1 indicates a sample with amended data. The revision number is reflected by the value of "x". This report replaces the previous report released on August 20, 2024.

**Eurofins EPK Built Environment Testing, LLC**

2841 Dow Avenue, Suite 300, Tustin, CA 92780

(833) 465-5857 www.eurofinsus.com/Built

Client: Entek Consulting Group

C/O: Jose Hernandez, Gerald Morales

Re: 24-7283 Sacramento City USD; Bowling Green

Elementary School 4211 Turnbridge Drive

Sacramento, CA 95823

Date of Sampling: 07-29-2024

Date of Receipt: 08-13-2024

Date of Report: 09-10-2024

**ASBESTOS PLM REPORT**

**Location: ECG-24-7283-168A, White Coated Rolled Asphalt Roofing/MPR Building,  
Upper Roof, South**

Lab ID-Version‡: 18439990-1

Sample Layers	Asbestos Content
White Coating	ND
Black Roofing Shingle	ND
Black Roofing Tar and Felt 1	ND
Black Roofing Tar and Felt 2	ND
Black Roofing Tar and Felt 3	ND
White Non-Fibrous Material	ND
<b>Composite Non-Asbestos Content:</b>	25% Glass Fibers
<b>Sample Composite Homogeneity:</b>	Poor

The test report shall not be reproduced except in full, without written approval of the laboratory. The report must not be used by the client to claim product certification, approval, or endorsement by NVLAP, NIST, or any agency of the federal government. The Company reserves the right to dispose of all samples after a period of thirty (30) days, according to all state and federal guidelines, unless otherwise specified.

All components not quantified as asbestos content and non-asbestos content are considered to be non-fibrous matrix components. Matrix components may include, but are not limited to, gypsum, paint, silicate minerals, vinyl, binder, calcium carbonate, tar, and foam.

Inhomogeneous samples are separated into homogeneous subsamples and analyzed individually. ND means no fibers were detected. When detected, the minimum detection and reporting limit is less than 1% unless point counting is performed. Floor tile samples may contain large amounts of interference material and it is recommended that the sample be analyzed by gravimetric point count analysis to lower the detection limit and to aid in asbestos identification.

‡ A "Version" indicated by "-x" after the Lab ID# with a value greater than 1 indicates a sample with amended data. The revision number is reflected by the value of "x". This report replaces the previous report released on August 20, 2024.

**Eurofins EPK Built Environment Testing, LLC**

2841 Dow Avenue, Suite 300, Tustin, CA 92780

(833) 465-5857 www.eurofinsus.com/Built

Client: Entek Consulting Group

C/O: Jose Hernandez, Gerald Morales

Re: 24-7283 Sacramento City USD; Bowling Green

Elementary School 4211 Turnbridge Drive

Sacramento, CA 95823

Date of Sampling: 07-29-2024

Date of Receipt: 08-13-2024

Date of Report: 09-10-2024

**ASBESTOS PLM REPORT**

**Location: ECG-24-7283-168B, White Coated Rolled Asphalt Roofing/MPR Building, Upper Roof, North**

Lab ID-Version‡: 18439991-1

Sample Layers	Asbestos Content
White Coating	ND
Black Roofing Shingle	ND
Black Roofing Tar and Felt 1	ND
Black Roofing Tar and Felt 2	ND
Black Roofing Tar and Felt 3	ND
White Non-Fibrous Material	ND
<b>Composite Non-Asbestos Content:</b>	25% Glass Fibers
<b>Sample Composite Homogeneity:</b>	Poor

**Location: ECG-24-7283-168C, White Coated Rolled Asphalt Roofing/MPR Building, Lower Roof, South**

Lab ID-Version‡: 18439992-1

Sample Layers	Asbestos Content
White Coating	ND
Black Roofing Shingle	ND
Black Roofing Tar and Felt 1	ND
Black Roofing Tar and Felt 2	ND
Black Roofing Tar and Felt 3	ND
White Non-Fibrous Material	ND
<b>Composite Non-Asbestos Content:</b>	25% Glass Fibers
<b>Sample Composite Homogeneity:</b>	Poor

The test report shall not be reproduced except in full, without written approval of the laboratory. The report must not be used by the client to claim product certification, approval, or endorsement by NVLAP, NIST, or any agency of the federal government. The Company reserves the right to dispose of all samples after a period of thirty (30) days, according to all state and federal guidelines, unless otherwise specified.

All components not quantified as asbestos content and non-asbestos content are considered to be non-fibrous matrix components. Matrix components may include, but are not limited to, gypsum, paint, silicate minerals, vinyl, binder, calcium carbonate, tar, and foam.

Inhomogeneous samples are separated into homogeneous subsamples and analyzed individually. ND means no fibers were detected. When detected, the minimum detection and reporting limit is less than 1% unless point counting is performed. Floor tile samples may contain large amounts of interference material and it is recommended that the sample be analyzed by gravimetric point count analysis to lower the detection limit and to aid in asbestos identification.

‡ A "Version" indicated by "-x" after the Lab ID# with a value greater than 1 indicates a sample with amended data. The revision number is reflected by the value of "x". This report replaces the previous report released on August 20, 2024.

**Eurofins EPK Built Environment Testing, LLC**

2841 Dow Avenue, Suite 300, Tustin, CA 92780

(833) 465-5857 www.eurofinsus.com/Built

Client: Entek Consulting Group

C/O: Jose Hernandez, Gerald Morales

Re: 24-7283 Sacramento City USD; Bowling Green

Elementary School 4211 Turnbridge Drive

Sacramento, CA 95823

Date of Sampling: 07-29-2024

Date of Receipt: 08-13-2024

Date of Report: 09-10-2024

**ASBESTOS PLM REPORT**

**Location: ECG-24-7283-168D, White Coated Rolled Asphalt Roofing/Roof, Office**

**Building**

Lab ID-Version‡: 18439993-1

Sample Layers	Asbestos Content
White Coating	ND
Black Roofing Shingle	ND
Black Roofing Tar and Felt 1	ND
Black Roofing Tar and Felt 2	ND
Black Roofing Tar and Felt 3	ND
White Non-Fibrous Material	ND
<b>Composite Non-Asbestos Content:</b>	25% Glass Fibers
<b>Sample Composite Homogeneity:</b>	Poor

**Location: ECG-24-7283-168E, White Coated Rolled Asphalt Roofing/Roof, Classrooms 1&**

**2 Building**

Lab ID-Version‡: 18439994-1

Sample Layers	Asbestos Content
White Coating	ND
Black Roofing Shingle	ND
Black Roofing Tar and Felt 1	ND
Black Roofing Tar and Felt 2	ND
Black Roofing Tar and Felt 3	ND
White Non-Fibrous Material	ND
<b>Composite Non-Asbestos Content:</b>	25% Glass Fibers
<b>Sample Composite Homogeneity:</b>	Poor

The test report shall not be reproduced except in full, without written approval of the laboratory. The report must not be used by the client to claim product certification, approval, or endorsement by NVLAP, NIST, or any agency of the federal government. The Company reserves the right to dispose of all samples after a period of thirty (30) days, according to all state and federal guidelines, unless otherwise specified.

All components not quantified as asbestos content and non-asbestos content are considered to be non-fibrous matrix components. Matrix components may include, but are not limited to, gypsum, paint, silicate minerals, vinyl, binder, calcium carbonate, tar, and foam.

Inhomogeneous samples are separated into homogeneous subsamples and analyzed individually. ND means no fibers were detected. When detected, the minimum detection and reporting limit is less than 1% unless point counting is performed. Floor tile samples may contain large amounts of interference material and it is recommended that the sample be analyzed by gravimetric point count analysis to lower the detection limit and to aid in asbestos identification.

‡ A "Version" indicated by "-x" after the Lab ID# with a value greater than 1 indicates a sample with amended data. The revision number is reflected by the value of "x". This report replaces the previous report released on August 20, 2024.

**Eurofins EPK Built Environment Testing, LLC**

2841 Dow Avenue, Suite 300, Tustin, CA 92780

(833) 465-5857 www.eurofinsus.com/Built

Client: Entek Consulting Group

C/O: Jose Hernandez, Gerald Morales

Re: 24-7283 Sacramento City USD; Bowling Green

Elementary School 4211 Turnbridge Drive

Sacramento, CA 95823

Date of Sampling: 07-29-2024

Date of Receipt: 08-13-2024

Date of Report: 09-10-2024

**ASBESTOS PLM REPORT**

**Location: ECG-24-7283-168F, White Coated Rolled Asphalt Roofing/Roof, Classrooms 3-6 Building**

Lab ID-Version‡: 18439995-1

Sample Layers	Asbestos Content
White Coating	ND
Black Roofing Shingle	ND
Black Roofing Tar and Felt 1	ND
Black Roofing Tar and Felt 2	ND
Black Roofing Tar and Felt 3	ND
Gray Fibrous Material	ND
<b>Composite Non-Asbestos Content:</b>	25% Glass Fibers 5% Cellulose
<b>Sample Composite Homogeneity:</b>	Poor

**Location: ECG-24-7283-168G, White Coated Rolled Asphalt Roofing/Roof, Classroom 7 & Counselor 7.5 Building**

Lab ID-Version‡: 18439996-1

Sample Layers	Asbestos Content
White Coating	ND
Black Roofing Shingle	ND
Black Roofing Tar and Felt 1	ND
Black Roofing Tar and Felt 2	ND
Black Roofing Tar and Felt 3	ND
<b>Composite Non-Asbestos Content:</b>	25% Glass Fibers
<b>Sample Composite Homogeneity:</b>	Poor

The test report shall not be reproduced except in full, without written approval of the laboratory. The report must not be used by the client to claim product certification, approval, or endorsement by NVLAP, NIST, or any agency of the federal government. The Company reserves the right to dispose of all samples after a period of thirty (30) days, according to all state and federal guidelines, unless otherwise specified.

All components not quantified as asbestos content and non-asbestos content are considered to be non-fibrous matrix components. Matrix components may include, but are not limited to, gypsum, paint, silicate minerals, vinyl, binder, calcium carbonate, tar, and foam.

Inhomogeneous samples are separated into homogeneous subsamples and analyzed individually. ND means no fibers were detected. When detected, the minimum detection and reporting limit is less than 1% unless point counting is performed. Floor tile samples may contain large amounts of interference material and it is recommended that the sample be analyzed by gravimetric point count analysis to lower the detection limit and to aid in asbestos identification.

‡ A "Version" indicated by "-x" after the Lab ID# with a value greater than 1 indicates a sample with amended data. The revision number is reflected by the value of "x". This report replaces the previous report released on August 20, 2024.

**Eurofins EPK Built Environment Testing, LLC**

2841 Dow Avenue, Suite 300, Tustin, CA 92780

(833) 465-5857 www.eurofinsus.com/Built

Client: Entek Consulting Group

C/O: Jose Hernandez, Gerald Morales

Re: 24-7283 Sacramento City USD; Bowling Green

Elementary School 4211 Turnbridge Drive

Sacramento, CA 95823

Date of Sampling: 07-29-2024

Date of Receipt: 08-13-2024

Date of Report: 09-10-2024

**ASBESTOS PLM REPORT**

**Location: ECG-24-7283-168H, White Coated Rolled Asphalt Roofing/Roof, Classrooms 8-9.5 Building**

Lab ID-Version‡: 18439997-1

Sample Layers	Asbestos Content
Black Roofing Shingle	ND
Black Roofing Tar and Felt 1	ND
Black Roofing Tar and Felt 2	ND
Black Roofing Tar and Felt 3	ND
Gray Fibrous Material	ND
<b>Composite Non-Asbestos Content:</b>	25% Glass Fibers 5% Cellulose
<b>Sample Composite Homogeneity:</b>	Poor

**Location: ECG-24-7283-168I, White Coated Rolled Asphalt Roofing/Roof, Classroom 10 & Library Building, Upper Roof**

Lab ID-Version‡: 18439998-1

Sample Layers	Asbestos Content
White Coating	ND
Black Roofing Shingle	ND
Black Roofing Tar and Felt 1	ND
Black Roofing Tar and Felt 2	ND
Black Roofing Tar and Felt 3	ND
White Non-Fibrous Material	ND
<b>Composite Non-Asbestos Content:</b>	25% Glass Fibers
<b>Sample Composite Homogeneity:</b>	Poor

The test report shall not be reproduced except in full, without written approval of the laboratory. The report must not be used by the client to claim product certification, approval, or endorsement by NVLAP, NIST, or any agency of the federal government. The Company reserves the right to dispose of all samples after a period of thirty (30) days, according to all state and federal guidelines, unless otherwise specified.

All components not quantified as asbestos content and non-asbestos content are considered to be non-fibrous matrix components. Matrix components may include, but are not limited to, gypsum, paint, silicate minerals, vinyl, binder, calcium carbonate, tar, and foam.

Inhomogeneous samples are separated into homogeneous subsamples and analyzed individually. ND means no fibers were detected. When detected, the minimum detection and reporting limit is less than 1% unless point counting is performed. Floor tile samples may contain large amounts of interference material and it is recommended that the sample be analyzed by gravimetric point count analysis to lower the detection limit and to aid in asbestos identification.

‡ A "Version" indicated by "-x" after the Lab ID# with a value greater than 1 indicates a sample with amended data. The revision number is reflected by the value of "x". This report replaces the previous report released on August 20, 2024.

**Eurofins EPK Built Environment Testing, LLC**

2841 Dow Avenue, Suite 300, Tustin, CA 92780

(833) 465-5857 www.eurofinsus.com/Built

Client: Entek Consulting Group

C/O: Jose Hernandez, Gerald Morales

Re: 24-7283 Sacramento City USD; Bowling Green

Elementary School 4211 Turnbridge Drive

Sacramento, CA 95823

Date of Sampling: 07-29-2024

Date of Receipt: 08-13-2024

Date of Report: 09-10-2024

**ASBESTOS PLM REPORT**

**Location: ECG-24-7283-169A, Vibration Dampener/Roof, MPR Building, Lower Roof, HVAC Unit, South**

Lab ID-Version‡: 18439999-1

Sample Layers	Asbestos Content
Off-White Semi-Fibrous Material	ND
<b>Composite Non-Asbestos Content:</b>	10% Synthetic Fibers
<b>Sample Composite Homogeneity:</b>	Good

**Location: ECG-24-7283-169B, Vibration Dampener/Roof, MPR Building, Lower Roof, HVAC Unit, South**

Lab ID-Version‡: 18440000-1

Sample Layers	Asbestos Content
Off-White Semi-Fibrous Material	ND
<b>Composite Non-Asbestos Content:</b>	10% Synthetic Fibers
<b>Sample Composite Homogeneity:</b>	Good

**Location: ECG-24-7283-170A, HVAC Duct Seam Tape-Mastic/Roof, MPR Building, Lower Roof, East**

Lab ID-Version‡: 18440001-1

Sample Layers	Asbestos Content
Off-White Tape	ND
Off-White Adhesive	ND
<b>Composite Non-Asbestos Content:</b>	20% Cellulose
<b>Sample Composite Homogeneity:</b>	Good

**Location: ECG-24-7283-170B, HVAC Duct Seam Tape-Mastic/Roof, MPR Building, Lower Roof, East**

Lab ID-Version‡: 18440002-1

Sample Layers	Asbestos Content
Off-White Tape	ND
Off-White Adhesive	ND
<b>Composite Non-Asbestos Content:</b>	20% Cellulose
<b>Sample Composite Homogeneity:</b>	Good

The test report shall not be reproduced except in full, without written approval of the laboratory. The report must not be used by the client to claim product certification, approval, or endorsement by NVLAP, NIST, or any agency of the federal government. The Company reserves the right to dispose of all samples after a period of thirty (30) days, according to all state and federal guidelines, unless otherwise specified.

All components not quantified as asbestos content and non-asbestos content are considered to be non-fibrous matrix components. Matrix components may include, but are not limited to, gypsum, paint, silicate minerals, vinyl, binder, calcium carbonate, tar, and foam.

Inhomogeneous samples are separated into homogeneous subsamples and analyzed individually. ND means no fibers were detected. When detected, the minimum detection and reporting limit is less than 1% unless point counting is performed. Floor tile samples may contain large amounts of interference material and it is recommended that the sample be analyzed by gravimetric point count analysis to lower the detection limit and to aid in asbestos identification.

‡ A "Version" indicated by "-x" after the Lab ID# with a value greater than 1 indicates a sample with amended data. The revision number is reflected by the value of "x". This report replaces the previous report released on August 20, 2024.

**Eurofins EPK Built Environment Testing, LLC**

2841 Dow Avenue, Suite 300, Tustin, CA 92780

(833) 465-5857 www.eurofinsus.com/Built

Client: Entek Consulting Group

C/O: Jose Hernandez, Gerald Morales

Re: 24-7283 Sacramento City USD; Bowling Green

Elementary School 4211 Turnbridge Drive

Sacramento, CA 95823

Date of Sampling: 07-29-2024

Date of Receipt: 08-13-2024

Date of Report: 09-10-2024

**ASBESTOS PLM REPORT****Location: ECG-24-7283-171A, White Coated Penetration Mastic/Roof, MPR Building, Lower Roof**

Lab ID-Version‡: 18440003-1

Sample Layers	Asbestos Content
White Coating	ND
Silver Paint	ND
Black Roofing Mastic	ND
<b>Composite Non-Asbestos Content:</b>	5% Cellulose
<b>Sample Composite Homogeneity:</b>	Poor

**Location: ECG-24-7283-171B, White Coated Penetration Mastic/Roof, Classrooms 1&2 Building**

Lab ID-Version‡: 18440004-1

Sample Layers	Asbestos Content
White Coating	ND
Black Roofing Mastic	ND
<b>Composite Non-Asbestos Content:</b>	3% Glass Fibers
<b>Sample Composite Homogeneity:</b>	Moderate

**Location: ECG-24-7283-171C, White Coated Penetration Mastic/Roof, Office Building**

Lab ID-Version‡: 18440005-1

Sample Layers	Asbestos Content
White Coating	ND
Black Roofing Mastic	ND
<b>Composite Non-Asbestos Content:</b>	5% Cellulose
<b>Sample Composite Homogeneity:</b>	Moderate

**Location: ECG-24-7283-171D, White Coated Penetration Mastic/Roof, Classrooms 3-6 Building**

Lab ID-Version‡: 18440006-1

Sample Layers	Asbestos Content
White Coating	ND
Black Roofing Mastic	ND
Tan Coating	ND
<b>Composite Non-Asbestos Content:</b>	5% Cellulose 2% Synthetic Fibers
<b>Sample Composite Homogeneity:</b>	Poor

The test report shall not be reproduced except in full, without written approval of the laboratory. The report must not be used by the client to claim product certification, approval, or endorsement by NVLAP, NIST, or any agency of the federal government. The Company reserves the right to dispose of all samples after a period of thirty (30) days, according to all state and federal guidelines, unless otherwise specified.

All components not quantified as asbestos content and non-asbestos content are considered to be non-fibrous matrix components. Matrix components may include, but are not limited to, gypsum, paint, silicate minerals, vinyl, binder, calcium carbonate, tar, and foam.

Inhomogeneous samples are separated into homogeneous subsamples and analyzed individually. ND means no fibers were detected. When detected, the minimum detection and reporting limit is less than 1% unless point counting is performed. Floor tile samples may contain large amounts of interference material and it is recommended that the sample be analyzed by gravimetric point count analysis to lower the detection limit and to aid in asbestos identification.

‡ A "Version" indicated by "-x" after the Lab ID# with a value greater than 1 indicates a sample with amended data. The revision number is reflected by the value of "x". This report replaces the previous report released on August 20, 2024.



**Eurofins EPK Built Environment Testing, LLC**

2841 Dow Avenue, Suite 300, Tustin, CA 92780

(833) 465-5857 www.eurofinsus.com/Built

Client: Entek Consulting Group

C/O: Jose Hernandez, Gerald Morales

Re: 24-7283 Sacramento City USD; Bowling Green

Elementary School 4211 Turnbridge Drive

Sacramento, CA 95823

Date of Sampling: 07-29-2024

Date of Receipt: 08-13-2024

Date of Report: 09-10-2024

**ASBESTOS PLM REPORT****Location: ECG-24-7283-171E, White Coated Penetration Mastic/Roof, Classroom 7 & Counselor 7.5 Building**

Lab ID-Version‡: 18440007-1

Sample Layers	Asbestos Content
White Coating	ND
Silver Paint	ND
Black Roofing Mastic	ND
<b>Composite Non-Asbestos Content:</b>	5% Cellulose
<b>Sample Composite Homogeneity:</b>	Poor

**Location: ECG-24-7283-172A, White-Gray Seam Caulking/Classroom 10 & Library Building, Lower Roof, West**

Lab ID-Version‡: 18440008-1

Sample Layers	Asbestos Content
Light Gray Caulk	ND
<b>Sample Composite Homogeneity:</b>	Good

**Location: ECG-24-7283-172B, White-Gray Seam Caulking/Classroom 10 & Library Building, Lower Roof, East**

Lab ID-Version‡: 18440009-1

Sample Layers	Asbestos Content
Light Gray Caulk	ND
<b>Sample Composite Homogeneity:</b>	Good

**Location: ECG-24-7283-173A, White Flue Pipe Caulking/Classroom 10 & Library Building, Lower Roof, West**

Lab ID-Version‡: 18440010-1

Sample Layers	Asbestos Content
White Caulk	ND
<b>Composite Non-Asbestos Content:</b>	4% Synthetic Fibers
<b>Sample Composite Homogeneity:</b>	Good

The test report shall not be reproduced except in full, without written approval of the laboratory. The report must not be used by the client to claim product certification, approval, or endorsement by NVLAP, NIST, or any agency of the federal government. The Company reserves the right to dispose of all samples after a period of thirty (30) days, according to all state and federal guidelines, unless otherwise specified.

All components not quantified as asbestos content and non-asbestos content are considered to be non-fibrous matrix components. Matrix components may include, but are not limited to, gypsum, paint, silicate minerals, vinyl, binder, calcium carbonate, tar, and foam.

Inhomogeneous samples are separated into homogeneous subsamples and analyzed individually. ND means no fibers were detected. When detected, the minimum detection and reporting limit is less than 1% unless point counting is performed. Floor tile samples may contain large amounts of interference material and it is recommended that the sample be analyzed by gravimetric point count analysis to lower the detection limit and to aid in asbestos identification.

‡ A "Version" indicated by "-x" after the Lab ID# with a value greater than 1 indicates a sample with amended data. The revision number is reflected by the value of "x". This report replaces the previous report released on August 20, 2024.

**Eurofins EPK Built Environment Testing, LLC**

2841 Dow Avenue, Suite 300, Tustin, CA 92780

(833) 465-5857 www.eurofinsus.com/Built

Client: Entek Consulting Group

C/O: Jose Hernandez, Gerald Morales

Re: 24-7283 Sacramento City USD; Bowling Green

Elementary School 4211 Turnbridge Drive

Sacramento, CA 95823

Date of Sampling: 07-29-2024

Date of Receipt: 08-13-2024

Date of Report: 09-10-2024

**ASBESTOS PLM REPORT****Location: ECG-24-7283-173B, White Flue Pipe Caulking/Classroom 10 & Library Building, Lower Roof, East**

Lab ID-Version‡: 18440011-1

Sample Layers	Asbestos Content
White Caulk	ND
<b>Composite Non-Asbestos Content:</b>	4% Synthetic Fibers
<b>Sample Composite Homogeneity:</b>	Good

**Location: ECG-24-7283-174A, White HVAC Unit Caulking/Roof, Office Building, Southwest**

Lab ID-Version‡: 18440012-1

Sample Layers	Asbestos Content
White Caulk	ND
<b>Sample Composite Homogeneity:</b>	Good

**Location: ECG-24-7283-174B, White HVAC Unit Caulking/Roof, Office Building, Southeast**

Lab ID-Version‡: 18440013-1

Sample Layers	Asbestos Content
White Caulk	ND
<b>Sample Composite Homogeneity:</b>	Good

**Location: ECG-24-7283-175A, White Single Ply Membrane Roofing/Classroom 10 & Library Building, Lower Roof, West**

Lab ID-Version‡: 18440014-1

Sample Layers	Asbestos Content
White Roofing Material	ND
<b>Composite Non-Asbestos Content:</b>	3% Glass Fibers
<b>Sample Composite Homogeneity:</b>	Moderate

The test report shall not be reproduced except in full, without written approval of the laboratory. The report must not be used by the client to claim product certification, approval, or endorsement by NVLAP, NIST, or any agency of the federal government. The Company reserves the right to dispose of all samples after a period of thirty (30) days, according to all state and federal guidelines, unless otherwise specified.

All components not quantified as asbestos content and non-asbestos content are considered to be non-fibrous matrix components. Matrix components may include, but are not limited to, gypsum, paint, silicate minerals, vinyl, binder, calcium carbonate, tar, and foam.

Inhomogeneous samples are separated into homogeneous subsamples and analyzed individually. ND means no fibers were detected. When detected, the minimum detection and reporting limit is less than 1% unless point counting is performed. Floor tile samples may contain large amounts of interference material and it is recommended that the sample be analyzed by gravimetric point count analysis to lower the detection limit and to aid in asbestos identification.

‡ A "Version" indicated by "-x" after the Lab ID# with a value greater than 1 indicates a sample with amended data. The revision number is reflected by the value of "x". This report replaces the previous report released on August 20, 2024.

**Eurofins EPK Built Environment Testing, LLC**

2841 Dow Avenue, Suite 300, Tustin, CA 92780

(833) 465-5857 www.eurofinsus.com/Built

Client: Entek Consulting Group

C/O: Jose Hernandez, Gerald Morales

Re: 24-7283 Sacramento City USD; Bowling Green

Elementary School 4211 Turnbridge Drive

Sacramento, CA 95823

Date of Sampling: 07-29-2024

Date of Receipt: 08-13-2024

Date of Report: 09-10-2024

**ASBESTOS PLM REPORT**

**Location: ECG-24-7283-175B, White Single Ply Membrane Roofing/Classroom 10 & Library Building, Lower Roof, East**

Lab ID-Version‡: 18440015-1

Sample Layers	Asbestos Content
White Roofing Material	ND
<b>Composite Non-Asbestos Content:</b>	3% Glass Fibers
<b>Sample Composite Homogeneity:</b>	Moderate

**Location: ECG-24-7283-176A, Beige-White HVAC Duct Seam Mastic/Classroom 10 & Library Building, Lower Roof, West**

Lab ID-Version‡: 18440016-1

Sample Layers	Asbestos Content
White Mastic	ND
<b>Sample Composite Homogeneity:</b>	Good

**Location: ECG-24-7283-176B, Beige-White HVAC Duct Seam Mastic/Classroom 10 & Library Building, Lower Roof, West**

Lab ID-Version‡: 18440017-1

Sample Layers	Asbestos Content
White Mastic	ND
<b>Sample Composite Homogeneity:</b>	Good

**Location: ECG-24-7283-177A, Vibration Dampener/Classroom 10 & Library Building, Lower Roof, West**

Lab ID-Version‡: 18440018-1

Sample Layers	Asbestos Content
Black Semi-Fibrous Material	ND
<b>Composite Non-Asbestos Content:</b>	50% Synthetic Fibers
<b>Sample Composite Homogeneity:</b>	Good

The test report shall not be reproduced except in full, without written approval of the laboratory. The report must not be used by the client to claim product certification, approval, or endorsement by NVLAP, NIST, or any agency of the federal government. The Company reserves the right to dispose of all samples after a period of thirty (30) days, according to all state and federal guidelines, unless otherwise specified.

All components not quantified as asbestos content and non-asbestos content are considered to be non-fibrous matrix components. Matrix components may include, but are not limited to, gypsum, paint, silicate minerals, vinyl, binder, calcium carbonate, tar, and foam.

Inhomogeneous samples are separated into homogeneous subsamples and analyzed individually. ND means no fibers were detected. When detected, the minimum detection and reporting limit is less than 1% unless point counting is performed. Floor tile samples may contain large amounts of interference material and it is recommended that the sample be analyzed by gravimetric point count analysis to lower the detection limit and to aid in asbestos identification.

‡ A "Version" indicated by "-x" after the Lab ID# with a value greater than 1 indicates a sample with amended data. The revision number is reflected by the value of "x". This report replaces the previous report released on August 20, 2024.

**Eurofins EPK Built Environment Testing, LLC**

2841 Dow Avenue, Suite 300, Tustin, CA 92780

(833) 465-5857 www.eurofinsus.com/Built

Client: Entek Consulting Group

C/O: Jose Hernandez, Gerald Morales

Re: 24-7283 Sacramento City USD; Bowling Green

Elementary School 4211 Turnbridge Drive

Sacramento, CA 95823

Date of Sampling: 07-29-2024

Date of Receipt: 08-13-2024

Date of Report: 09-10-2024

**ASBESTOS PLM REPORT**

**Location: ECG-24-7283-177B, Vibration Dampener/Classroom 10 & Library Building, Lower Roof, West**

Lab ID-Version‡: 18440019-1

Sample Layers	Asbestos Content
Black Semi-Fibrous Material	ND
<b>Composite Non-Asbestos Content:</b>	50% Synthetic Fibers
<b>Sample Composite Homogeneity:</b>	Good

**Location: ECG-24-7283-178A, Gray Caulking/Roof, Office Building, Southwest**

Lab ID-Version‡: 18440020-1

Sample Layers	Asbestos Content
Gray Caulk	7% Chrysotile
<b>Sample Composite Homogeneity:</b>	Good

**Comments:** Sample ECG-24-7283-178B was not analyzed due to prior positive series.

**Location: ECG-24-7283-179A, White Coated Rolled Asphalt Roofing/Roof, Therapy Building, South**

Lab ID-Version‡: 18440022-1

Sample Layers	Asbestos Content
Black Roofing Shingle	ND
Black Roofing Tar and Felt 1	ND
Black Roofing Tar and Felt 2	ND
Black Roofing Tar and Felt 3	ND
Gray Fibrous Material	ND
<b>Composite Non-Asbestos Content:</b>	25% Glass Fibers 5% Cellulose
<b>Sample Composite Homogeneity:</b>	Poor

The test report shall not be reproduced except in full, without written approval of the laboratory. The report must not be used by the client to claim product certification, approval, or endorsement by NVLAP, NIST, or any agency of the federal government. The Company reserves the right to dispose of all samples after a period of thirty (30) days, according to all state and federal guidelines, unless otherwise specified.

All components not quantified as asbestos content and non-asbestos content are considered to be non-fibrous matrix components. Matrix components may include, but are not limited to, gypsum, paint, silicate minerals, vinyl, binder, calcium carbonate, tar, and foam.

Inhomogeneous samples are separated into homogeneous subsamples and analyzed individually. ND means no fibers were detected. When detected, the minimum detection and reporting limit is less than 1% unless point counting is performed. Floor tile samples may contain large amounts of interference material and it is recommended that the sample be analyzed by gravimetric point count analysis to lower the detection limit and to aid in asbestos identification.

‡ A "Version" indicated by "-x" after the Lab ID# with a value greater than 1 indicates a sample with amended data. The revision number is reflected by the value of "x". This report replaces the previous report released on August 20, 2024.

**Eurofins EPK Built Environment Testing, LLC**

2841 Dow Avenue, Suite 300, Tustin, CA 92780

(833) 465-5857 www.eurofinsus.com/Built

Client: Entek Consulting Group

C/O: Jose Hernandez, Gerald Morales

Re: 24-7283 Sacramento City USD; Bowling Green

Elementary School 4211 Turnbridge Drive

Sacramento, CA 95823

Date of Sampling: 07-29-2024

Date of Receipt: 08-13-2024

Date of Report: 09-10-2024

**ASBESTOS PLM REPORT****Location: ECG-24-7283-179B, White Coated Rolled Asphalt Roofing/Roof, Therapy****Building, North**

Lab ID-Version‡: 18440023-1

Sample Layers	Asbestos Content
Black Roofing Shingle	ND
Black Roofing Tar and Felt 1	ND
Black Roofing Tar and Felt 2	ND
Black Roofing Tar and Felt 3	ND
Gray Fibrous Material	ND
<b>Composite Non-Asbestos Content:</b>	25% Glass Fibers 5% Cellulose
<b>Sample Composite Homogeneity:</b>	Poor

The test report shall not be reproduced except in full, without written approval of the laboratory. The report must not be used by the client to claim product certification, approval, or endorsement by NVLAP, NIST, or any agency of the federal government. The Company reserves the right to dispose of all samples after a period of thirty (30) days, according to all state and federal guidelines, unless otherwise specified.

All components not quantified as asbestos content and non-asbestos content are considered to be non-fibrous matrix components. Matrix components may include, but are not limited to, gypsum, paint, silicate minerals, vinyl, binder, calcium carbonate, tar, and foam.

Inhomogeneous samples are separated into homogeneous subsamples and analyzed individually. ND means no fibers were detected. When detected, the minimum detection and reporting limit is less than 1% unless point counting is performed. Floor tile samples may contain large amounts of interference material and it is recommended that the sample be analyzed by gravimetric point count analysis to lower the detection limit and to aid in asbestos identification.

‡ A "Version" indicated by "-x" after the Lab ID# with a value greater than 1 indicates a sample with amended data. The revision number is reflected by the value of "x". This report replaces the previous report released on August 20, 2024.

**Eurofins EPK Built Environment Testing, LLC**

2841 Dow Avenue, Suite 300, Tustin, CA 92780

(833) 465-5857 www.eurofinsus.com/Built

Client: Entek Consulting Group

C/O: Jose Hernandez, Gerald Morales

Re: 24-7283 Sacramento City USD; Bowling Green

Elementary School 4211 Turnbridge Drive

Sacramento, CA 95823

Date of Sampling: 07-29-2024

Date of Receipt: 08-13-2024

Date of Report: 09-10-2024

**ASBESTOS PLM REPORT****Location: ECG-24-7283-179C, White Coated Rolled Asphalt Roofing/Roof, Therapy Building, East**

Lab ID-Version‡: 18440024-1

Sample Layers	Asbestos Content
Black Roofing Shingle	ND
Black Roofing Tar and Felt 1	ND
Black Roofing Tar and Felt 2	ND
Black Roofing Tar and Felt 3	ND
Gray Fibrous Material	ND
<b>Composite Non-Asbestos Content:</b>	25% Glass Fibers 5% Cellulose
<b>Sample Composite Homogeneity:</b>	Poor

**Location: ECG-24-7283-180A, White Penetration Mastic/Roof, Therapy Building, Southwest**

Lab ID-Version‡: 18440025-1

Sample Layers	Asbestos Content
White Mastic	ND
<b>Sample Composite Homogeneity:</b>	Good

**Location: ECG-24-7283-180B, White Penetration Mastic/Roof, Therapy Building, North**

Lab ID-Version‡: 18440026-1

Sample Layers	Asbestos Content
White Mastic	ND
Black Roofing Mastic	ND
<b>Sample Composite Homogeneity:</b>	Good

**Location: ECG-24-7283-181A, White Coated HVAC Seam Mastic/Roof, Therapy Building, South**

Lab ID-Version‡: 18440027-1

Sample Layers	Asbestos Content
White Mastic	ND
<b>Composite Non-Asbestos Content:</b>	5% Cellulose
<b>Sample Composite Homogeneity:</b>	Moderate

The test report shall not be reproduced except in full, without written approval of the laboratory. The report must not be used by the client to claim product certification, approval, or endorsement by NVLAP, NIST, or any agency of the federal government. The Company reserves the right to dispose of all samples after a period of thirty (30) days, according to all state and federal guidelines, unless otherwise specified.

All components not quantified as asbestos content and non-asbestos content are considered to be non-fibrous matrix components. Matrix components may include, but are not limited to, gypsum, paint, silicate minerals, vinyl, binder, calcium carbonate, tar, and foam.

Inhomogeneous samples are separated into homogeneous subsamples and analyzed individually. ND means no fibers were detected. When detected, the minimum detection and reporting limit is less than 1% unless point counting is performed. Floor tile samples may contain large amounts of interference material and it is recommended that the sample be analyzed by gravimetric point count analysis to lower the detection limit and to aid in asbestos identification.

‡ A "Version" indicated by "-x" after the Lab ID# with a value greater than 1 indicates a sample with amended data. The revision number is reflected by the value of "x". This report replaces the previous report released on August 20, 2024.

**Eurofins EPK Built Environment Testing, LLC**

2841 Dow Avenue, Suite 300, Tustin, CA 92780

(833) 465-5857 www.eurofinsus.com/Built

Client: Entek Consulting Group

C/O: Jose Hernandez, Gerald Morales

Re: 24-7283 Sacramento City USD; Bowling Green

Elementary School 4211 Turnbridge Drive

Sacramento, CA 95823

Date of Sampling: 07-29-2024

Date of Receipt: 08-13-2024

Date of Report: 09-10-2024

**ASBESTOS PLM REPORT**

**Location: ECG-24-7283-181B, White Coated HVAC Seam Mastic/Roof, Therapy**

**Building, West**

Lab ID-Version‡: 18440028-1

Sample Layers	Asbestos Content
White Mastic	ND
<b>Composite Non-Asbestos Content:</b>	5% Cellulose
<b>Sample Composite Homogeneity:</b>	Moderate

**Location: ECG-24-7283-182A, White-Gray HVAC Seam Mastic/Roof, Therapy Building,**

**East**

Lab ID-Version‡: 18440029-1

Sample Layers	Asbestos Content
Gray/White Mastic	ND
<b>Sample Composite Homogeneity:</b>	Good

**Location: ECG-24-7283-182B, White-Gray HVAC Seam Mastic/Roof, Therapy Building,**

**West**

Lab ID-Version‡: 18440030-1

Sample Layers	Asbestos Content
Gray/White Mastic	ND
<b>Sample Composite Homogeneity:</b>	Good

The test report shall not be reproduced except in full, without written approval of the laboratory. The report must not be used by the client to claim product certification, approval, or endorsement by NVLAP, NIST, or any agency of the federal government. The Company reserves the right to dispose of all samples after a period of thirty (30) days, according to all state and federal guidelines, unless otherwise specified.

All components not quantified as asbestos content and non-asbestos content are considered to be non-fibrous matrix components. Matrix components may include, but are not limited to, gypsum, paint, silicate minerals, vinyl, binder, calcium carbonate, tar, and foam.

Inhomogeneous samples are separated into homogeneous subsamples and analyzed individually. ND means no fibers were detected. When detected, the minimum detection and reporting limit is less than 1% unless point counting is performed. Floor tile samples may contain large amounts of interference material and it is recommended that the sample be analyzed by gravimetric point count analysis to lower the detection limit and to aid in asbestos identification.

‡ A "Version" indicated by "-x" after the Lab ID# with a value greater than 1 indicates a sample with amended data. The revision number is reflected by the value of "x". This report replaces the previous report released on August 20, 2024.

**Eurofins EPK Built Environment Testing, LLC**

2841 Dow Avenue, Suite 300, Tustin, CA 92780

(833) 465-5857 www.eurofinsus.com/Built

Client: Entek Consulting Group

C/O: Jose Hernandez, Gerald Moralez

Re: 24-7283 Sacramento City USD; Bowling Green Date of Sampling: 07-29-2024

Elementary School 4211 Turnbridge Drive Date of Receipt: 08-13-2024

Sacramento, CA 95823 Date of Report: 09-10-2024

---

**SUMMARY OF REVISIONS**

---

**Location:** ECG-24-7283-55A; 12"x12" Light Gray Mottled Vinyl Floor Tile with Black Mastic Over Beige Vinyl Floor Tile with Black Mastic/Therapy Building, OH-3 Room, North Side Lab ID-Version‡: 18439721-2

**Revision Report Date:** 09-10-2024

Analysis Time revised. Asbestos content revised. Sample Layers revised.

‡ A "Version" indicated by "-x" after the Lab ID# with a value greater than 1 indicates a sample with amended data. The revision number is reflected by the value of "x". This report replaces the previous report released on August 20, 2024.



**Eurofins EPK Built Environment Testing, LLC**

2841 Dow Avenue, Suite 300, Tustin, CA 92780

(833) 465-5857 www.eurofinsus.com/Built

Client: Entek Consulting Group

C/O: Jose Hernandez, Gerald Morales

Re: 24-7283 Sacramento City USD; Bowling Green

Elementary School 4211 Turnbridge Drive

Sacramento, CA 95823

Date of Sampling: 07-29-2024

Date of Receipt: 08-13-2024

Date of Report: 09-10-2024

**ASBESTOS PLM REPORT**

<b>Total Samples Submitted:</b>	429
<b>Total Samples Analyzed:</b>	379
<b>Total Samples Not Analyzed:</b>	50

**ECG-24-7283-01B, 12"x12" Beige with Brown Streaks Vinyl Floor Tile with Black Mastic/Office Building, Office, Northwest Side** Lab ID-Version‡: 18439603-0

<b>NOT ANALYZED</b>	<b>POSITIVE STOP</b>
---------------------	----------------------

**ECG-24-7283-01C, 12"x12" Beige with Brown Streaks Vinyl Floor Tile with Black Mastic/Office Building, Work Room, Southwest Corner** Lab ID-Version‡: 18439604-0

<b>NOT ANALYZED</b>	<b>POSITIVE STOP</b>
---------------------	----------------------

**ECG-24-7283-02B, Concrete Slab/Office Building, Admin Area, Southwest Corner** Lab ID-Version‡: 18439606-0

<b>NOT ANALYZED</b>	<b>POSITIVE STOP</b>
---------------------	----------------------

**ECG-24-7283-16B, Drywall and Joint Compound/Office Building, Work Room, Southwest Corner** Lab ID-Version‡: 18439634-0

<b>NOT ANALYZED</b>	<b>POSITIVE STOP</b>
---------------------	----------------------

**ECG-24-7283-16C, Drywall and Joint Compound/Office Building, North All Gender Restroom, Southeast Corner** Lab ID-Version‡: 18439635-0

<b>NOT ANALYZED</b>	<b>POSITIVE STOP</b>
---------------------	----------------------

**ECG-24-7283-17B, Skim Coat/Office Building, Nurse Office, North All Gender Restroom, North Wall** Lab ID-Version‡: 18439637-0

<b>NOT ANALYZED</b>	<b>POSITIVE STOP</b>
---------------------	----------------------

**ECG-24-7283-17C, Skim Coat/Office Building, Work Room, West Wall** Lab ID-Version‡: 18439638-0

<b>NOT ANALYZED</b>	<b>POSITIVE STOP</b>
---------------------	----------------------

The test report shall not be reproduced except in full, without written approval of the laboratory. The report must not be used by the client to claim product certification, approval, or endorsement by NVLAP, NIST, or any agency of the federal government. The Company reserves the right to dispose of all samples after a period of thirty (30) days, according to all state and federal guidelines, unless otherwise specified.

Sample results described as "Positive Stop" were not analyzed because the previous sample layer(s) contained asbestos >1%. Sample results described as "Sample Bag Empty" were not analyzed because while the sample bag was submitted it did not contain a discernible sample. Sample results described as "No Sample Submitted" were not analyzed because the sample bag was not submitted with the project. Sample results described as "Insufficient Sample" were not analyzed because while the sample was submitted for analysis, there was insufficient material present to analyze the sample confidently. Sample results described as "Per Client Request" were submitted to the laboratory but not analyzed because the laboratory was requested to hold the sample.

‡ A "Version" indicated by "-x" after the Lab ID# with a value greater than 1 indicates a sample with amended data. The revision number is reflected by the value of "x". This report replaces the previous report released on August 20, 2024.

**Eurofins EPK Built Environment Testing, LLC**

2841 Dow Avenue, Suite 300, Tustin, CA 92780

(833) 465-5857 www.eurofinsus.com/Built

Client: Entek Consulting Group

C/O: Jose Hernandez, Gerald Moralez

Re: 24-7283 Sacramento City USD; Bowling Green

Elementary School 4211 Turnbridge Drive

Sacramento, CA 95823

Date of Sampling: 07-29-2024

Date of Receipt: 08-13-2024

Date of Report: 09-10-2024

**ASBESTOS PLM REPORT**

<b>Total Samples Submitted:</b>	429
<b>Total Samples Analyzed:</b>	379
<b>Total Samples Not Analyzed:</b>	50

**ECG-24-7283-17D, Skim Coat/Office Building, Work Room, North Wall** Lab ID-Version‡: 18439639-0

<b>NOT ANALYZED</b>	<b>POSITIVE STOP</b>
---------------------	----------------------

**ECG-24-7283-17E, Skim Coat/Office Building, Conference Room, West Wall** Lab ID-Version‡: 18439640-0

<b>NOT ANALYZED</b>	<b>POSITIVE STOP</b>
---------------------	----------------------

**ECG-24-7283-24C, 12"x12" Dark Brown Mottled Vinyl Floor Tile with Black Mastic/MPR Building, MPR Room, Northwest Side** Lab ID-Version‡: 18439653-0

<b>NOT ANALYZED</b>	<b>POSITIVE STOP</b>
---------------------	----------------------

**ECG-24-7283-24D, 12"x12" Dark Brown Mottled Vinyl Floor Tile with Black Mastic/MPR Building, Entry, West Side** Lab ID-Version‡: 18439654-0

<b>NOT ANALYZED</b>	<b>POSITIVE STOP</b>
---------------------	----------------------

**ECG-24-7283-26B, 12"x12" Dark Brown Streaks Vinyl Floor Tile with Black Mastic/MPR Building, Storage Room, West Side** Lab ID-Version‡: 18439658-0

<b>NOT ANALYZED</b>	<b>POSITIVE STOP</b>
---------------------	----------------------

**ECG-24-7283-29B, Yellow Square Sheet Vinyl Flooring with Paperback and Yellow Mastic/MPR Building, Laundry Room Restroom, Northeast Side** Lab ID-Version‡: 18439664-0

<b>NOT ANALYZED</b>	<b>POSITIVE STOP</b>
---------------------	----------------------

**ECG-24-7283-31B, 9"x9" Brown Spotted Vinyl Floor Tile with Black Mastic/MPR Building, MPR Room, Stage, Northeast Corner** Lab ID-Version‡: 18439668-0

<b>NOT ANALYZED</b>	<b>POSITIVE STOP</b>
---------------------	----------------------

The test report shall not be reproduced except in full, without written approval of the laboratory. The report must not be used by the client to claim product certification, approval, or endorsement by NVLAP, NIST, or any agency of the federal government. The Company reserves the right to dispose of all samples after a period of thirty (30) days, according to all state and federal guidelines, unless otherwise specified.

Sample results described as "Positive Stop" were not analyzed because the previous sample layer(s) contained asbestos >1%. Sample results described as "Sample Bag Empty" were not analyzed because while the sample bag was submitted it did not contain a discernible sample. Sample results described as "No Sample Submitted" were not analyzed because the sample bag was not submitted with the project. Sample results described as "Insufficient Sample" were not analyzed because while the sample was submitted for analysis, there was insufficient material present to analyze the sample confidently. Sample results described as "Per Client Request" were submitted to the laboratory but not analyzed because the laboratory was requested to hold the sample.

‡ A "Version" indicated by -"x" after the Lab ID# with a value greater than 1 indicates a sample with amended data. The revision number is reflected by the value of "x". This report replaces the previous report released on August 20, 2024.

**Eurofins EPK Built Environment Testing, LLC**

2841 Dow Avenue, Suite 300, Tustin, CA 92780

(833) 465-5857 www.eurofinsus.com/Built

Client: Entek Consulting Group

C/O: Jose Hernandez, Gerald Morales

Re: 24-7283 Sacramento City USD; Bowling Green

Elementary School 4211 Turnbridge Drive

Sacramento, CA 95823

Date of Sampling: 07-29-2024

Date of Receipt: 08-13-2024

Date of Report: 09-10-2024

**ASBESTOS PLM REPORT**

<b>Total Samples Submitted:</b>	429
<b>Total Samples Analyzed:</b>	379
<b>Total Samples Not Analyzed:</b>	50

**ECG-24-7283-46B, Drywall and Joint Compound (Behind Ceiling Tile)/MPR Building, MPR Room, Southwest Side, West Side** Lab ID-Version‡: 18439702-0

<b>NOT ANALYZED</b>	<b>POSITIVE STOP</b>
---------------------	----------------------

**ECG-24-7283-47C, Cementitious Texture Plaster/MPR Building, MPR Room, Stage, Northeast Side** Lab ID-Version‡: 18439705-0

<b>NOT ANALYZED</b>	<b>POSITIVE STOP</b>
---------------------	----------------------

**ECG-24-7283-48B, 12"x12" Brown Mottled Vinyl Floor Tile with Yellow and Black Mastic/Therapy Building, Room OH-1, East Side** Lab ID-Version‡: 18439707-0

<b>NOT ANALYZED</b>	<b>POSITIVE STOP</b>
---------------------	----------------------

**ECG-24-7283-54B, 12"x12" Light Brown Streak Vinyl Floor Tile with Black Mastic/Therapy Building, OH-5 Room, Northwest Side** Lab ID-Version‡: 18439720-0

<b>NOT ANALYZED</b>	<b>POSITIVE STOP</b>
---------------------	----------------------

**ECG-24-7283-55B, 12"x12" Light Gray Mottled Vinyl Floor Tile with Black Mastic Over Beige Vinyl Floor Tile with Black Mastic/Therapy Building, OH-3 Room, Northwest Side** Lab ID-Version‡: 18439722-0

<b>NOT ANALYZED</b>	<b>POSITIVE STOP</b>
---------------------	----------------------

**ECG-24-7283-60B, Drywall with Joint Compound/Therapy Building, Custodial Room, Northwest Corner** Lab ID-Version‡: 18439732-0

<b>NOT ANALYZED</b>	<b>POSITIVE STOP</b>
---------------------	----------------------

The test report shall not be reproduced except in full, without written approval of the laboratory. The report must not be used by the client to claim product certification, approval, or endorsement by NVLAP, NIST, or any agency of the federal government. The Company reserves the right to dispose of all samples after a period of thirty (30) days, according to all state and federal guidelines, unless otherwise specified.

Sample results described as "Positive Stop" were not analyzed because the previous sample layer(s) contained asbestos >1%. Sample results described as "Sample Bag Empty" were not analyzed because while the sample bag was submitted it did not contain a discernible sample. Sample results described as "No Sample Submitted" were not analyzed because the sample bag was not submitted with the project. Sample results described as "Insufficient Sample" were not analyzed because while the sample was submitted for analysis, there was insufficient material present to analyze the sample confidently. Sample results described as "Per Client Request" were submitted to the laboratory but not analyzed because the laboratory was requested to hold the sample.

‡ A "Version" indicated by -"x" after the Lab ID# with a value greater than 1 indicates a sample with amended data. The revision number is reflected by the value of "x". This report replaces the previous report released on August 20, 2024.

**Eurofins EPK Built Environment Testing, LLC**

2841 Dow Avenue, Suite 300, Tustin, CA 92780

(833) 465-5857 www.eurofinsus.com/Built

Client: Entek Consulting Group

C/O: Jose Hernandez, Gerald Morales

Re: 24-7283 Sacramento City USD; Bowling Green

Elementary School 4211 Turnbridge Drive

Sacramento, CA 95823

Date of Sampling: 07-29-2024

Date of Receipt: 08-13-2024

Date of Report: 09-10-2024

**ASBESTOS PLM REPORT**

<b>Total Samples Submitted:</b>	429
<b>Total Samples Analyzed:</b>	379
<b>Total Samples Not Analyzed:</b>	50

**ECG-24-7283-60C, Drywall with Joint Compound/Therapy Building, East Entrance, Southeast Corner** Lab ID-Version‡: 18439733-0

<b>NOT ANALYZED</b>	<b>POSITIVE STOP</b>
---------------------	----------------------

**ECG-24-7283-60D, Drywall with Joint Compound/Therapy Building, Restroom Foyer between Rooms OH-3 and OH-4, Southwest Corner** Lab ID-Version‡: 18439734-0

<b>NOT ANALYZED</b>	<b>POSITIVE STOP</b>
---------------------	----------------------

**ECG-24-7283-65B, Carpet Mastic/Classrooms 1&2 Building, Classroom 2, East Side** Lab ID-Version‡: 18439744-0

<b>NOT ANALYZED</b>	<b>POSITIVE STOP</b>
---------------------	----------------------

**ECG-24-7283-67B, 12"x12" Gray Streak Vinyl Floor Tile with Mastic/Classroom 1&2 Building, Classroom 2, Southeast Side** Lab ID-Version‡: 18439748-0

<b>NOT ANALYZED</b>	<b>POSITIVE STOP</b>
---------------------	----------------------

**ECG-24-7283-71B, Gray Speckled Sheet Vinyl Flooring with Paper Backing and Mastic/Classrooms 1&2 Building, Classroom 2, South Restroom** Lab ID-Version‡: 18439756-0

<b>NOT ANALYZED</b>	<b>POSITIVE STOP</b>
---------------------	----------------------

**ECG-24-7283-72B, Concrete Slab/Classrooms 1&2 Building, Classroom 2, East Side** Lab ID-Version‡: 18439758-0

<b>NOT ANALYZED</b>	<b>POSITIVE STOP</b>
---------------------	----------------------

**ECG-24-7283-74B, Drywall with Joint Compound/Classrooms 1&2 Building, Classroom 2, North Restroom, Northeast Corner** Lab ID-Version‡: 18439762-0

<b>NOT ANALYZED</b>	<b>POSITIVE STOP</b>
---------------------	----------------------

The test report shall not be reproduced except in full, without written approval of the laboratory. The report must not be used by the client to claim product certification, approval, or endorsement by NVLAP, NIST, or any agency of the federal government. The Company reserves the right to dispose of all samples after a period of thirty (30) days, according to all state and federal guidelines, unless otherwise specified.

Sample results described as "Positive Stop" were not analyzed because the previous sample layer(s) contained asbestos >1%. Sample results described as "Sample Bag Empty" were not analyzed because while the sample bag was submitted it did not contain a discernible sample. Sample results described as "No Sample Submitted" were not analyzed because the sample bag was not submitted with the project. Sample results described as "Insufficient Sample" were not analyzed because while the sample was submitted for analysis, there was insufficient material present to analyze the sample confidently. Sample results described as "Per Client Request" were submitted to the laboratory but not analyzed because the laboratory was requested to hold the sample.

‡ A "Version" indicated by "-x" after the Lab ID# with a value greater than 1 indicates a sample with amended data. The revision number is reflected by the value of "x". This report replaces the previous report released on August 20, 2024.

**Eurofins EPK Built Environment Testing, LLC**

2841 Dow Avenue, Suite 300, Tustin, CA 92780

(833) 465-5857 www.eurofinsus.com/Built

Client: Entek Consulting Group

C/O: Jose Hernandez, Gerald Morales

Re: 24-7283 Sacramento City USD; Bowling Green

Elementary School 4211 Turnbridge Drive

Sacramento, CA 95823

Date of Sampling: 07-29-2024

Date of Receipt: 08-13-2024

Date of Report: 09-10-2024

**ASBESTOS PLM REPORT**

<b>Total Samples Submitted:</b>	429
<b>Total Samples Analyzed:</b>	379
<b>Total Samples Not Analyzed:</b>	50

**ECG-24-7283-77B, Blue Carpet with Mastic over Beige Vinyl Floor Tile with Mastic/Classrooms 3-6 Building, Classroom 4, Center** Lab ID-Version‡: 18439768-0

<b>NOT ANALYZED</b>	<b>POSITIVE STOP</b>
---------------------	----------------------

**ECG-24-7283-77C, Blue Carpet with Mastic over Beige Vinyl Floor Tile with Mastic/Classrooms 3-6 Building, Classroom 6, Center** Lab ID-Version‡: 18439769-0

<b>NOT ANALYZED</b>	<b>POSITIVE STOP</b>
---------------------	----------------------

**ECG-24-7283-78B, Concrete Slab/Classrooms 3-6 Building, Classroom 6, Center** Lab ID-Version‡: 18439771-0

<b>NOT ANALYZED</b>	<b>POSITIVE STOP</b>
---------------------	----------------------

**ECG-24-7283-79B, 12"x12" Gray Vinyl Floor Tile with Mastic over Beige Vinyl Floor Tile with Mastic/ Classrooms 3-6 Building, Classroom 5, Northwest Side** Lab ID-Version‡: 18439773-0

<b>NOT ANALYZED</b>	<b>POSITIVE STOP</b>
---------------------	----------------------

**ECG-24-7283-79C, 12"x12" Gray Vinyl Floor Tile with Mastic over Beige Vinyl Floor Tile with Mastic/ Classrooms 3-6 Building, Classroom 6, Center** Lab ID-Version‡: 18439774-0

<b>NOT ANALYZED</b>	<b>POSITIVE STOP</b>
---------------------	----------------------

**ECG-24-7283-86B, Concrete Slab/Classroom 7 & Counselor 7.5 Building, Classroom 7.5, Near Center** Lab ID-Version‡: 18439789-0

<b>NOT ANALYZED</b>	<b>POSITIVE STOP</b>
---------------------	----------------------

The test report shall not be reproduced except in full, without written approval of the laboratory. The report must not be used by the client to claim product certification, approval, or endorsement by NVLAP, NIST, or any agency of the federal government. The Company reserves the right to dispose of all samples after a period of thirty (30) days, according to all state and federal guidelines, unless otherwise specified.

Sample results described as "Positive Stop" were not analyzed because the previous sample layer(s) contained asbestos >1%. Sample results described as "Sample Bag Empty" were not analyzed because while the sample bag was submitted it did not contain a discernible sample. Sample results described as "No Sample Submitted" were not analyzed because the sample bag was not submitted with the project. Sample results described as "Insufficient Sample" were not analyzed because while the sample was submitted for analysis, there was insufficient material present to analyze the sample confidently. Sample results described as "Per Client Request" were submitted to the laboratory but not analyzed because the laboratory was requested to hold the sample.

‡ A "Version" indicated by -"x" after the Lab ID# with a value greater than 1 indicates a sample with amended data. The revision number is reflected by the value of "x". This report replaces the previous report released on August 20, 2024.

**Eurofins EPK Built Environment Testing, LLC**

2841 Dow Avenue, Suite 300, Tustin, CA 92780

(833) 465-5857 www.eurofinsus.com/Built

Client: Entek Consulting Group

C/O: Jose Hernandez, Gerald Morales

Re: 24-7283 Sacramento City USD; Bowling Green

Elementary School 4211 Turnbridge Drive

Sacramento, CA 95823

Date of Sampling: 07-29-2024

Date of Receipt: 08-13-2024

Date of Report: 09-10-2024

**ASBESTOS PLM REPORT**

<b>Total Samples Submitted:</b>	429
<b>Total Samples Analyzed:</b>	379
<b>Total Samples Not Analyzed:</b>	50

**ECG-24-7283-87B, 12"x12" Gray Streak Vinyl Floor Tile with Mastic over Green Vinyl Floor Tile with Mastic/Classroom 7 & Counselor 7.5 Building, Classroom 7, Northwest** Lab ID-Version‡: 18439791-0

<b>NOT ANALYZED</b>	<b>POSITIVE STOP</b>
---------------------	----------------------

**ECG-24-7283-88B, Blue Striped Carpet with Mastic over Beige Vinyl Floor Tile with Mastic/Classroom 7 & Counselor 7.5 Building, Classroom 7, Southwest** Lab ID-Version‡: 18439793-0

<b>NOT ANALYZED</b>	<b>POSITIVE STOP</b>
---------------------	----------------------

**ECG-24-7283-94B, 6" Red Clay Tile Base with Gray Grout and Mortar/ Classroom 7 & Counselor 7.5 Building, Counselor 7.5 Restroom, North** Lab ID-Version‡: 18439808-0

<b>NOT ANALYZED</b>	<b>POSITIVE STOP</b>
---------------------	----------------------

**ECG-24-7283-96B, 4" Green Vinyl Base Cove with Mastic/Classrooms 8-9.5 Building, Storage Room, East** Lab ID-Version‡: 18439812-0

<b>NOT ANALYZED</b>	<b>POSITIVE STOP</b>
---------------------	----------------------

**ECG-24-7283-97B, 9"x9" Beige with Green Speckles Vinyl Floor Tile with Mastic/Classrooms 8-9.5 Building, Storage Room, North** Lab ID-Version‡: 18439814-0

<b>NOT ANALYZED</b>	<b>POSITIVE STOP</b>
---------------------	----------------------

**ECG-24-7283-98B, Concrete Slab/Classrooms 8-9.5 Building, Boiler Room, East Side** Lab ID-Version‡: 18439816-0

<b>NOT ANALYZED</b>	<b>POSITIVE STOP</b>
---------------------	----------------------

The test report shall not be reproduced except in full, without written approval of the laboratory. The report must not be used by the client to claim product certification, approval, or endorsement by NVLAP, NIST, or any agency of the federal government. The Company reserves the right to dispose of all samples after a period of thirty (30) days, according to all state and federal guidelines, unless otherwise specified.

Sample results described as "Positive Stop" were not analyzed because the previous sample layer(s) contained asbestos >1%. Sample results described as "Sample Bag Empty" were not analyzed because while the sample bag was submitted it did not contain a discernible sample. Sample results described as "No Sample Submitted" were not analyzed because the sample bag was not submitted with the project. Sample results described as "Insufficient Sample" were not analyzed because while the sample was submitted for analysis, there was insufficient material present to analyze the sample confidently. Sample results described as "Per Client Request" were submitted to the laboratory but not analyzed because the laboratory was requested to hold the sample.

‡ A "Version" indicated by "-x" after the Lab ID# with a value greater than 1 indicates a sample with amended data. The revision number is reflected by the value of "x". This report replaces the previous report released on August 20, 2024.

**Eurofins EPK Built Environment Testing, LLC**

2841 Dow Avenue, Suite 300, Tustin, CA 92780

(833) 465-5857 www.eurofinsus.com/Built

Client: Entek Consulting Group

C/O: Jose Hernandez, Gerald Morales

Re: 24-7283 Sacramento City USD; Bowling Green

Elementary School 4211 Turnbridge Drive

Sacramento, CA 95823

Date of Sampling: 07-29-2024

Date of Receipt: 08-13-2024

Date of Report: 09-10-2024

**ASBESTOS PLM REPORT**

<b>Total Samples Submitted:</b>	429
<b>Total Samples Analyzed:</b>	379
<b>Total Samples Not Analyzed:</b>	50

**ECG-24-7283-99B, Blue Carpet with Mastic over Beige Vinyl Floor Tile with Mastic/Classrooms 8-9.5 Building, Classroom 9, Near Center** Lab ID-Version‡: 18439818-0

<b>NOT ANALYZED</b>	<b>POSITIVE STOP</b>
---------------------	----------------------

**ECG-24-7283-100B, 12"x12" Gray Streak Vinyl Floor Tile with Mastic over Beige Vinyl Floor Tile with Mastic/Classrooms 8-9.5 Building, Classroom 9, Southwest** Lab ID-Version‡: 18439820-0

<b>NOT ANALYZED</b>	<b>POSITIVE STOP</b>
---------------------	----------------------

**ECG-24-7283-106B, 4" OD Hardpack Pipe Run Insulation/Classrooms 8-9.5 Building, Boiler Room, Southwest Side** Lab ID-Version‡: 18439836-0

<b>NOT ANALYZED</b>	<b>POSITIVE STOP</b>
---------------------	----------------------

**ECG-24-7283-106C, 4" OD Hardpack Pipe Run Insulation/Classrooms 8-9.5 Building, Boiler Room, Southwest Side** Lab ID-Version‡: 18439837-0

<b>NOT ANALYZED</b>	<b>POSITIVE STOP</b>
---------------------	----------------------

**ECG-24-7283-108B, Remnant Black Floor Mastic/PE Storage Restroom, East Side** Lab ID-Version‡: 18439840-0

<b>NOT ANALYZED</b>	<b>POSITIVE STOP</b>
---------------------	----------------------

**ECG-24-7283-109B, Concrete Slab/PE Storage Room, North** Lab ID-Version‡: 18439842-0

<b>NOT ANALYZED</b>	<b>POSITIVE STOP</b>
---------------------	----------------------

**ECG-24-7283-110B, 12"x12" Gray Streak Vinyl Floor Tile with Mastic over Beige Vinyl Floor Tile with Mastic/Classroom 10, North** Lab ID-Version‡: 18439844-0

<b>NOT ANALYZED</b>	<b>POSITIVE STOP</b>
---------------------	----------------------

The test report shall not be reproduced except in full, without written approval of the laboratory. The report must not be used by the client to claim product certification, approval, or endorsement by NVLAP, NIST, or any agency of the federal government. The Company reserves the right to dispose of all samples after a period of thirty (30) days, according to all state and federal guidelines, unless otherwise specified.

Sample results described as "Positive Stop" were not analyzed because the previous sample layer(s) contained asbestos >1%. Sample results described as "Sample Bag Empty" were not analyzed because while the sample bag was submitted it did not contain a discernible sample. Sample results described as "No Sample Submitted" were not analyzed because the sample bag was not submitted with the project. Sample results described as "Insufficient Sample" were not analyzed because while the sample was submitted for analysis, there was insufficient material present to analyze the sample confidently. Sample results described as "Per Client Request" were submitted to the laboratory but not analyzed because the laboratory was requested to hold the sample.

‡ A "Version" indicated by "-x" after the Lab ID# with a value greater than 1 indicates a sample with amended data. The revision number is reflected by the value of "x". This report replaces the previous report released on August 20, 2024.

**Eurofins EPK Built Environment Testing, LLC**

2841 Dow Avenue, Suite 300, Tustin, CA 92780

(833) 465-5857 www.eurofinsus.com/Built

Client: Entek Consulting Group

C/O: Jose Hernandez, Gerald Morales

Re: 24-7283 Sacramento City USD; Bowling Green

Elementary School 4211 Turnbridge Drive

Sacramento, CA 95823

Date of Sampling: 07-29-2024

Date of Receipt: 08-13-2024

Date of Report: 09-10-2024

**ASBESTOS PLM REPORT**

<b>Total Samples Submitted:</b>	429
<b>Total Samples Analyzed:</b>	379
<b>Total Samples Not Analyzed:</b>	50

**ECG-24-7283-112B, Blue Carpet with Mastic over Beige Vinyl Floor Tile with Mastic/Library, East** Lab ID-Version‡: 18439848-0

<b>NOT ANALYZED</b>	<b>POSITIVE STOP</b>
---------------------	----------------------

**ECG-24-7283-121C, Skim Coat/Classroom 10 & Library Building, East Staff Restroom, West** Lab ID-Version‡: 18439870-0

<b>NOT ANALYZED</b>	<b>POSITIVE STOP</b>
---------------------	----------------------

**ECG-24-7283-125B, 9"x9" Beige Streak Vinyl Floor Tile with Black Mastic/Classroom 10 & Library Building, Telecom Room, North** Lab ID-Version‡: 18439878-0

<b>NOT ANALYZED</b>	<b>POSITIVE STOP</b>
---------------------	----------------------

**ECG-24-7283-178B, Gray Caulking/Roof, Office Building, Southeast** Lab ID-Version‡: 18440021-0

<b>NOT ANALYZED</b>	<b>POSITIVE STOP</b>
---------------------	----------------------

The test report shall not be reproduced except in full, without written approval of the laboratory. The report must not be used by the client to claim product certification, approval, or endorsement by NVLAP, NIST, or any agency of the federal government. The Company reserves the right to dispose of all samples after a period of thirty (30) days, according to all state and federal guidelines, unless otherwise specified.

Sample results described as "Positive Stop" were not analyzed because the previous sample layer(s) contained asbestos >1%. Sample results described as "Sample Bag Empty" were not analyzed because while the sample bag was submitted it did not contain a discernible sample. Sample results described as "No Sample Submitted" were not analyzed because the sample bag was not submitted with the project. Sample results described as "Insufficient Sample" were not analyzed because while the sample was submitted for analysis, there was insufficient material present to analyze the sample confidently. Sample results described as "Per Client Request" were submitted to the laboratory but not analyzed because the laboratory was requested to hold the sample.

‡ A "Version" indicated by -"x" after the Lab ID# with a value greater than 1 indicates a sample with amended data. The revision number is reflected by the value of "x". This report replaces the previous report released on August 20, 2024.





Built Environment Testing



ENTEK  
CONSULTING GROUP, INC.

Report for:

**Jose Hernandez, Gerald Morales**  
**Entek Consulting Group**  
4200 Rocklin Road, Suite 7  
Rocklin, CA 95677

---

Regarding: Eurofins EPK Built Environment Testing, LLC  
Project: 24-7283 Sacramento City USD; Bowling Green Elementary School 4211 Turnbridge Drive Sacramento, CA 95823  
EML ID: 3744201

Approved by:

Approved Signatory  
Danny Li

Dates of Analysis:

Asbestos-EPA 400 point count: 08-30-2024

Service SOPs: Asbestos-EPA 400 point count (EPA 40CFR App E to Sub E of Part 763 & EPA METHOD 600/R-93-116, SOP EM-AS-S-1262)  
NVLAP Lab Code 200757-0

All samples were received in acceptable condition unless noted in the Report Comments portion in the body of the report. Due to the nature of the analyses performed, field blank correction of results is not applied. The results relate only to the samples as received and tested.

Eurofins EPK Built Environment Testing, LLC ("the Company"), a member of the Eurofins Built Environment Testing group of companies, shall have no liability to the client or the client's customer with respect to decisions or recommendations made, actions taken or courses of conduct implemented by either the client or the client's customer as a result of or based upon the Test Results. In no event shall the Company be liable to the client with respect to the Test Results except for the Company's own willful misconduct or gross negligence nor shall the Company be liable for incidental or consequential damages or lost profits or revenues to the fullest extent such liability may be disclaimed by law, even if the Company has been advised of the possibility of such damages, lost profits or lost revenues. In no event shall the Company's liability with respect to the Test Results exceed the amount paid to the Company by the client therefor.

**Eurofins EPK Built Environment Testing, LLC**

2841 Dow Avenue, Suite 300, Tustin, CA 92780

(833) 465-5857 www.eurofinsus.com/Built

Client: Entek Consulting Group

C/O: Jose Hernandez, Gerald Morales

Re: 24-7283 Sacramento City USD; Bowling Green

Elementary School 4211 Turnbridge Drive

Sacramento, CA 95823

Date of Sampling: 07-29-2024

Date of Receipt: 08-13-2024

Date of Report: 08-30-2024

**ASBESTOS POINT COUNT REPORT**

Location:	ECG-24-7283-16A Drywall and Joint Compound/Office Building, Nurse Office Restroom, Northwest Corner		
Total Points Counted:	400		
Lab ID-Version‡:	18532886-1		
<b>Sample Layers</b>	<b>Asbestos Type</b>	<b>Asbestos Points Counted</b>	<b>Asbestos Concentration (%)</b>
Off-White Joint Compound with White Drywall (Composite)	Chrysotile	2	0.5
<b>Layer Totals:</b>		2	0.5

Location:	ECG-24-7283-17A Skim Coat/Office Building, Nurse Office, South Wall		
Total Points Counted:	400		
Lab ID-Version‡:	18532887-1		
<b>Sample Layers</b>	<b>Asbestos Type</b>	<b>Asbestos Points Counted</b>	<b>Asbestos Concentration (%)</b>
Off-White Skim Coat	Chrysotile	6	1.5
<b>Layer Totals:</b>		6	1.5

Location:	ECG-24-7283-46A Drywall and Joint Compound (Behind Ceiling Tile)/MPR Building, MPR Room, Southwest Side, East Side		
Total Points Counted:	400		
Lab ID-Version‡:	18532888-1		
<b>Sample Layers</b>	<b>Asbestos Type</b>	<b>Asbestos Points Counted</b>	<b>Asbestos Concentration (%)</b>
Off-White Joint Compound with White Drywall (Composite)	Chrysotile	1	0.25
<b>Layer Totals:</b>		1	0.25

The analytical sensitivity is 1 asbestos point. The limit of detection is 1 asbestos point divided by the total number of points counted and multiplied by 100.

The results relate only to the items tested. Interpretation is left to the company and/or persons who conducted the field work. The test report shall not be reproduced except in full, without written approval of the laboratory. The report must not be used by the client to claim product certification, approval, or endorsement by NVLAP, NIST, or any agency of the federal government.

All samples were received in acceptable condition unless otherwise noted. The Company reserves the right to dispose of all samples after a period of thirty (30) days, according to all state and federal guidelines, unless otherwise specified.

Floor tile samples may contain large amounts of interference material and it is recommended that the sample be analyzed by gravimetric point count analysis to lower the detection limit and to aid in asbestos identification.

‡ A "Version" indicated by -"x" after the Lab ID# with a value greater than 1 indicates a sample with amended data. The revision number is reflected by the value of "x".

**Eurofins EPK Built Environment Testing, LLC**

2841 Dow Avenue, Suite 300, Tustin, CA 92780

(833) 465-5857 www.eurofinsus.com/Built

Client: Entek Consulting Group

C/O: Jose Hernandez, Gerald Morales

Re: 24-7283 Sacramento City USD; Bowling Green

Elementary School 4211 Turnbridge Drive

Sacramento, CA 95823

Date of Sampling: 07-29-2024

Date of Receipt: 08-13-2024

Date of Report: 08-30-2024

**ASBESTOS POINT COUNT REPORT**

Location:	ECG-24-7283-60A Drywall with Joint Compound/Therapy Building, Break Room, Northwest Corner		
Total Points Counted:	400		
Lab ID-Version‡:	18532889-1		
<b>Sample Layers</b>	<b>Asbestos Type</b>	<b>Asbestos Points Counted</b>	<b>Asbestos Concentration (%)</b>
White Joint Compound with White Drywall (Composite)	Chrysotile	0	< 0.25
<b>Layer Totals:</b>		0	NA

**Comments:** Asbestos was detected, but no points counted.

Location:	ECG-24-7283-74A Drywall with Joint Compound/Classrooms 1&2 Building, Classroom 2, South Restroom, Northwest Corner		
Total Points Counted:	400		
Lab ID-Version‡:	18532890-1		
<b>Sample Layers</b>	<b>Asbestos Type</b>	<b>Asbestos Points Counted</b>	<b>Asbestos Concentration (%)</b>
Off-White Joint Compound with White Drywall (Composite)	Chrysotile	2	0.5
<b>Layer Totals:</b>		2	0.5

Location:	ECG-24-7283-120B Drywall and Joint Compound/Classroom 10 & Library Building, West Staff Restroom, Southeast Corner		
Total Points Counted:	400		
Lab ID-Version‡:	18532891-1		
<b>Sample Layers</b>	<b>Asbestos Type</b>	<b>Asbestos Points Counted</b>	<b>Asbestos Concentration (%)</b>
White Joint Compound with White Drywall (Composite)	Chrysotile	3	0.75
<b>Layer Totals:</b>		3	0.75

The analytical sensitivity is 1 asbestos point. The limit of detection is 1 asbestos point divided by the total number of points counted and multiplied by 100.

The results relate only to the items tested. Interpretation is left to the company and/or persons who conducted the field work. The test report shall not be reproduced except in full, without written approval of the laboratory. The report must not be used by the client to claim product certification, approval, or endorsement by NVLAP, NIST, or any agency of the federal government.

All samples were received in acceptable condition unless otherwise noted. The Company reserves the right to dispose of all samples after a period of thirty (30) days, according to all state and federal guidelines, unless otherwise specified.

Floor tile samples may contain large amounts of interference material and it is recommended that the sample be analyzed by gravimetric point count analysis to lower the detection limit and to aid in asbestos identification.

‡ A "Version" indicated by -"x" after the Lab ID# with a value greater than 1 indicates a sample with amended data. The revision number is reflected by the value of "x".

**Eurofins EPK Built Environment Testing, LLC**

2841 Dow Avenue, Suite 300, Tustin, CA 92780

(833) 465-5857 www.eurofinsus.com/Built

Client: Entek Consulting Group

C/O: Jose Hernandez, Gerald Morales

Re: 24-7283 Sacramento City USD; Bowling Green

Elementary School 4211 Turnbridge Drive

Sacramento, CA 95823

Date of Sampling: 07-29-2024

Date of Receipt: 08-13-2024

Date of Report: 08-30-2024

**ASBESTOS POINT COUNT REPORT**

Location:	ECG-24-7283-121B Skim Coat/Classroom 10 & Library Building, West Staff Restroom, West		
Total Points Counted:	400		
Lab ID-Version‡:	18532892-1		
<b>Sample Layers</b>	<b>Asbestos Type</b>	<b>Asbestos Points Counted</b>	<b>Asbestos Concentration (%)</b>
White Skim Coat	Chrysotile	8	2
<b>Layer Totals:</b>		8	2

Location:	ECG-24-7283-142B Stucco/Exterior, MPR Building, West		
Total Points Counted:	400		
Lab ID-Version‡:	18532893-1		
<b>Sample Layers</b>	<b>Asbestos Type</b>	<b>Asbestos Points Counted</b>	<b>Asbestos Concentration (%)</b>
White Stucco	Chrysotile	3	0.75
<b>Layer Totals:</b>		3	0.75

Location:	ECG-24-7283-143A Window Glazing Putty/Exterior, MPR Building, Southwest		
Total Points Counted:	400		
Lab ID-Version‡:	18532894-1		
<b>Sample Layers</b>	<b>Asbestos Type</b>	<b>Asbestos Points Counted</b>	<b>Asbestos Concentration (%)</b>
Gray Window Glazing	Chrysotile	0	< 0.25
<b>Layer Totals:</b>		0	NA

**Comments:** Asbestos was detected, but no points counted.

The analytical sensitivity is 1 asbestos point. The limit of detection is 1 asbestos point divided by the total number of points counted and multiplied by 100.

The results relate only to the items tested. Interpretation is left to the company and/or persons who conducted the field work. The test report shall not be reproduced except in full, without written approval of the laboratory. The report must not be used by the client to claim product certification, approval, or endorsement by NVLAP, NIST, or any agency of the federal government.

All samples were received in acceptable condition unless otherwise noted. The Company reserves the right to dispose of all samples after a period of thirty (30) days, according to all state and federal guidelines, unless otherwise specified.

Floor tile samples may contain large amounts of interference material and it is recommended that the sample be analyzed by gravimetric point count analysis to lower the detection limit and to aid in asbestos identification.

‡ A "Version" indicated by -"x" after the Lab ID# with a value greater than 1 indicates a sample with amended data. The revision number is reflected by the value of "x".

**Eurofins EPK Built Environment Testing, LLC**

2841 Dow Avenue, Suite 300, Tustin, CA 92780

(833) 465-5857 www.eurofinsus.com/Built

Client: Entek Consulting Group

C/O: Jose Hernandez, Gerald Morales

Re: 24-7283 Sacramento City USD; Bowling Green

Elementary School 4211 Turnbridge Drive

Sacramento, CA 95823

Date of Sampling: 07-29-2024

Date of Receipt: 08-13-2024

Date of Report: 08-30-2024

**ASBESTOS POINT COUNT REPORT**

Location:	ECG-24-7283-143F Window Glazing Putty/Exterior, MPR Building, Upper Windows, South		
Total Points Counted:	400		
Lab ID-Version‡:	18532895-1		
<b>Sample Layers</b>	<b>Asbestos Type</b>	<b>Asbestos Points Counted</b>	<b>Asbestos Concentration (%)</b>
Gray Window Glazing	Chrysotile	2	0.5
<b>Layer Totals:</b>		2	0.5

The analytical sensitivity is 1 asbestos point. The limit of detection is 1 asbestos point divided by the total number of points counted and multiplied by 100.

The results relate only to the items tested. Interpretation is left to the company and/or persons who conducted the field work. The test report shall not be reproduced except in full, without written approval of the laboratory. The report must not be used by the client to claim product certification, approval, or endorsement by NVLAP, NIST, or any agency of the federal government.

All samples were received in acceptable condition unless otherwise noted. The Company reserves the right to dispose of all samples after a period of thirty (30) days, according to all state and federal guidelines, unless otherwise specified.

Floor tile samples may contain large amounts of interference material and it is recommended that the sample be analyzed by gravimetric point count analysis to lower the detection limit and to aid in asbestos identification.

‡ A "Version" indicated by -"x" after the Lab ID# with a value greater than 1 indicates a sample with amended data. The revision number is reflected by the value of "x".



# BULK ASBESTOS MATERIAL Analysis Request



**ENTEK CONSULTING GROUP, INC.**  
 4200 ROCKLIN ROAD, SUITE 7  
 ROCKLIN, CA 95677  
 (916) 632-6800 PHONE  
 (916) 632-6812 FAX  
[mainoffice@entekgroup.com](mailto:mainoffice@entekgroup.com)

**Date of Sampling:** 7/29/24-8/2/24  
**Job Number:** 24-7283  
**Client Name:** Sacramento City USD  
**Site Address:** Bowling Green  
 Elementary School  
 4211 Turnbridge Drive  
 Sacramento, CA 95823

**Lab:** Eurofins/EmLab P&K - Tustin  
**Collected by:** Jose Hernandez & Gerald Moralez  
**Turnaround Time:** 5-Day Turnaround Time  
**Analysis Requested:** Asbestos by PLM with  
 Dispersion Staining

**Special Instructions:** Stop analysis upon first positive result (>1%) for sample in a series. Also stop analysis upon first positive result (>1%) in the joint compound for sample series.

Please e-mail results at [mainoffice@entekgroup.com](mailto:mainoffice@entekgroup.com) and [jhernandez@entekgroup.com](mailto:jhernandez@entekgroup.com) as soon as available and include copy of submittal with those results.

SAMPLE #	MATERIAL DESCRIPTION/LOCATION
ECG-24-7283-01A	12"x12" Beige with Brown Streaks Vinyl Floor Tile with Black Mastic / Office Building, Admin Area, Southwest Corner
ECG-24-7283-01B	12"x12" Beige with Brown Streaks Vinyl Floor Tile with Black Mastic / Office Building, Office, Northwest Side
ECG-24-7283-01C	12"x12" Beige with Brown Streaks Vinyl Floor Tile with Black Mastic / Office Building, Work Room, Southwest Corner
ECG-24-7283-02A	Concrete Slab / Office Building, Office, Northwest Side
ECG-24-7283-02B	Concrete Slab / Office Building, Admin Area, Southwest Corner
ECG-24-7283-03A	Yellow Carpet Mastic / Office Building, Admin Area, Southeast Corner
ECG-24-7283-03B	Yellow Carpet Mastic / Office Building, Admin Area, North Side by Desk
ECG-24-7283-04A	12"x12" Gray Mottled Vinyl Floor Tile with Black Mastic / Office Building, IT Room, Southwest Corner
ECG-24-7283-04B	12"x12" Gray Mottled Vinyl Floor Tile with Black Mastic / Office Building, IT Room, Northeast Side
ECG-24-7283-05A	Light Blue Speckled Sheet Vinyl Flooring with Paper Backing and Yellow Mastic / Office Building, Custodian Closet, Northeast Corner
ECG-24-7283-05B	Light Blue Speckled Sheet Vinyl Flooring with Paper Backing and Yellow-Black Mastic / Office Building, Office Restroom, Southeast Side
ECG-24-7283-06A	Beige Pebble Pattern Sheet Vinyl Flooring with Paper Backing and Yellow Mastic / Office Building, Nurse Office Restroom, Northeast at Door

<https://entekgroupinc.sharepoint.com/sites/Entekgroup/Shared Documents/Clients/Sacramento City USD/24-7283 Bowling Gm McCoy Chacon Lge & Sc Academy - Asb/Pb/Bulk Asb/Bulk Asb Rqst Portrait 7-29-24.docx>

Delivered by: [Signature] Date: 8/12/24 Time: 1:30 AM/PM  
 Received by: STEVEN CASTILLO Date: 8/13/24 Time: 9:45 AM/PM  
**STEVEN CASTILLO**  
[Signature]



# BULK ASBESTOS MATERIAL Analysis Request



003744201

**ENTEK CONSULTING GROUP, INC.**  
 4200 ROCKLIN ROAD, SUITE 7  
 ROCKLIN, CA 95677  
 (916) 632-6800 PHONE  
 (916) 632-6812 FAX  
[mainoffice@entekgroup.com](mailto:mainoffice@entekgroup.com)

**Date of Sampling:** 7/29/24-8/2/24  
**Job Number:** 24-7283  
**Client Name:** Sacramento City USD  
**Site Address:** Bowling Green  
 Elementary School  
 4211 Turnbridge Drive  
 Sacramento, CA 95823

**Lab:** Eurofins/EmLab P&K - Tustin  
**Collected by:** Jose Hernandez & Gerald Moralez  
**Turnaround Time:** 5-Day Turnaround Time  
**Analysis Requested:** Asbestos by PLM with  
 Dispersion Staining


**Special Instructions:** Stop analysis upon first positive result (>1%) for sample in a series. Also stop analysis upon first positive result (>1%) in the joint compound for sample series.

Please e-mail results at [mainoffice@entekgroup.com](mailto:mainoffice@entekgroup.com) and [jhernandez@entekgroup.com](mailto:jhernandez@entekgroup.com) as soon as available and include copy of submittal with those results.

SAMPLE #	MATERIAL DESCRIPTION/LOCATION
ECG-24-7283-06B	Beige Pebble Pattern Sheet Vinyl Flooring with Paper Backing and Yellow Mastic / Office Building, Nurse Office Restroom, Northwest at Door
ECG-24-7283-07A	12"x12" Beige Mottled Vinyl Floor Tile with Black Mastic (Patch) / Office Building, Work Room, Northwest Corner
ECG-24-7283-07B	12"x12" Beige Mottled Vinyl Floor Tile with Yellow Mastic (Patch) / Office Building, Work Room, Southwest Side
ECG-24-7283-08A	Beige Speckled Vinyl Floor Tile with Paper Backing and Yellow Mastic / Office Building, North All Gender Restroom, Northwest Corner
ECG-24-7283-08B	Beige Speckled Vinyl Floor Tile with Paper Backing and Yellow Mastic / Office Building, South All Gender Restroom, Southwest Corner
ECG-24-7283-09A	4" Gray Vinyl Base Cove with Brown Mastic / Office Building, Office, West Wall
ECG-24-7283-09B	4" Gray Vinyl Base Cove with Tan Mastic / Office Building, IT Room, South Wall
ECG-24-7283-10A	4" Dark Brown Vinyl Base Cove with Brown Mastic / Office Building, Nurse Office, North Wall
ECG-24-7283-10B	4" Dark Brown Vinyl Base Cove with Tan Mastic / Office Building, Work Room, East Wall
ECG-24-7283-11A	4" Black Vinyl Base Cove with Brown Mastic / Office Building, Conference Room, West Wall
ECG-24-7283-12A	6" Brown Vinyl Base Cove with Beige Mastic / Office Building, Nurse Office Restroom, North Wall
ECG-24-7283-13A	4" Brown Vinyl Base Cove with Tan Mastic / Office Building, Work Room, Southwest Wall

<https://entekgroupinc.sharepoint.com/sites/Entekgroup/Shared Documents/Clients/Sacramento City USD/24-7283 Bowling Grn McCoy Chacon Lge & Sc Academy - AsbPb/Bulk Asb/Bulk Asb Rqst Portrait.7-29-24.docx>

Delivered by:

  
**STEVEN CASTILLO**

Date:

8/12/24

Time:

9:10 AM/PM

Received by:



Date:

8/13/24

Time:

9:45 AM/PM



# BULK ASBESTOS MATERIAL Analysis Request



003744201

**ENTEK CONSULTING GROUP, INC.**  
 4200 ROCKLIN ROAD, SUITE 7  
 ROCKLIN, CA 95677  
 (916) 632-6800 PHONE  
 (916) 632-6812 FAX  
[mainoffice@entekgroup.com](mailto:mainoffice@entekgroup.com)

**Date of Sampling:** 7/29/24-8/2/24  
**Job Number:** 24-7283  
**Client Name:** Sacramento City USD  
**Site Address:** Bowling Green  
 Elementary School  
 4211 Turnbridge Drive  
 Sacramento, CA 95823

**Lab:** Eurofins/EmLab P&K - Tustin  
**Collected by:** Jose Hernandez & Gerald Moralez  
**Turnaround Time:** 5-Day Turnaround Time  
**Analysis Requested:** Asbestos by PLM with  
 Dispersion Staining

**Special Instructions:** Stop analysis upon first positive result (>1%) for sample in a series. Also stop analysis upon first positive result (>1%) in the joint compound for sample series.

Please e-mail results at [mainoffice@entekgroup.com](mailto:mainoffice@entekgroup.com) and [jhernandez@entekgroup.com](mailto:jhernandez@entekgroup.com) as soon as available and include copy of submittal with those results.

SAMPLE #	MATERIAL DESCRIPTION/LOCATION
ECG-24-7283-14A	Plaster Board / Office Building, IT Room, West Side South Wall
ECG-24-7283-14B	Plaster Board / Office Building, IT Room, East Side South Wall
ECG-24-7283-15A	Plaster / Office Building, IT Room, South Wall
ECG-24-7283-15B	Plaster / Office Building, Nurse Office, North Wall
ECG-24-7283-15C	Plaster / Office Building, Office, East Wall
ECG-24-7283-15D	Plaster / Office Building, Custodian Closet, North Wall
ECG-24-7283-15E	Plaster / Office Building, Office Restroom, South Wall
ECG-24-7283-16A	Drywall and Joint Compound / Office Building, Nurse Office Restroom, Northwest Corner
ECG-24-7283-16B	Drywall and Joint Compound / Office Building, Work Room, Southwest Corner
ECG-24-7283-16C	Drywall and Joint Compound / Office Building, North All Gender Restroom, Southeast Corner
ECG-24-7283-17A	Skim Coat / Office Building, Nurse Office, South Wall
ECG-24-7283-17B	Skim Coat / Office Building, Nurse Office, North All Gender Restroom, North Wall
ECG-24-7283-17C	Skim Coat / Office Building, Work Room, West Wall
ECG-24-7283-17D	Skim Coat / Office Building, Work Room, North Wall
ECG-24-7283-17E	Skim Coat / Office Building, Conference Room, West Wall
ECG-24-7283-18A	Plastic Wall Panel Glue / Office Building, North All Gender Restroom, North Side West Wall

<https://entekgroupinc.sharepoint.com/sites/Entekgroup/Shared Documents/Clients/Sacramento City USD/24-7283 Bowling Grn McCoy Chacon Lge & So Academy - AsbPb/Bulk Asb/Bulk Asp Rqst Portrait 7-29-24.docx>

**Delivered by:**  **Date:** 8/12/24 **Time:** 1:00 AM/PM

**Received by:** **STEVEN CASTILLO** **Date:** 8/13/24 **Time:** 9:25 AM/PM





# BULK ASBESTOS MATERIAL Analysis Request



**ENTEK CONSULTING GROUP, INC.**  
 4200 ROCKLIN ROAD, SUITE 7  
 ROCKLIN, CA 95677  
 (916) 632-6800 PHONE  
 (916) 632-6812 FAX  
[mainoffice@entekgroup.com](mailto:mainoffice@entekgroup.com)

**Date of Sampling:** 7/29/24-8/2/24  
**Job Number:** 24-7283  
**Client Name:** Sacramento City USD  
**Site Address:** Bowling Green  
 Elementary School  
 4211 Turnbridge Drive  
 Sacramento, CA 95823

**Lab:** Eurofins/EmLab P&K - Tustin  
**Collected by:** Jose Hernandez & Gerald Moralez  
**Turnaround Time:** 5-Day Turnaround Time  
**Analysis Requested:** Asbestos by PLM with  
 Dispersion Staining

**Special Instructions:** Stop analysis upon first positive result (>1%) for sample in a series. Also stop analysis upon first positive result (>1%) in the joint compound for sample series.

Please e-mail results at [mainoffice@entekgroup.com](mailto:mainoffice@entekgroup.com) and [jhernandez@entekgroup.com](mailto:jhernandez@entekgroup.com) as soon as available and include copy of submittal with those results.

SAMPLE #	MATERIAL DESCRIPTION/LOCATION
ECG-24-7283-18B	Plastic Wall Panel Glue / Office Building, North All Gender Restroom, South Side West Wall
ECG-24-7283-19A	12"x12" Glue-On Off-White Ceiling Tile Pinhole and Fissure / Office Building, Work Room, Northeast Side
ECG-24-7283-19B	12"x12" Glue-On Off-White Ceiling Tile Pinhole and Fissure / Office Building, Work Room, Northwest Side
ECG-24-7283-20A	12"x12" Nail-In Beige Ceiling Tile Pinhole and Fissure / Office Building, Work Room, East Side
ECG-24-7283-21A	12x12" Nail-In White Ceiling Tile Pinhole and Fissure (Patch) / Office Building, Work Room, East Side
ECG-24-7283-22A	12x12" Nail-In White Ceiling Tile Pinhole / Office Building, Conference Room, Northeast Corner
ECG-24-7283-22B	12x12" Nail-In White Ceiling Tile Pinhole / Office Building, Admin Area, North Wall
ECG-24-7283-23A	12x12" Glue-On Ceiling Tile Pinhole / Office Building, Conference Room, North Wall
ECG-24-7283-23B	12x12" Glue-On Ceiling Tile Pinhole / Office Building, Admin Area, North Wall
ECG-24-7283-24A	12"x12" Dark Brown Mottled Vinyl Floor Tile with Black Mastic / MPR Building, Kitchen, Northeast Corner
ECG-24-7283-24B	12"x12" Dark Brown Mottled Vinyl Floor Tile with Black Mastic / MPR Building, MPR Room, East Side
ECG-24-7283-24C	12"x12" Dark Brown Mottled Vinyl Floor Tile with Black Mastic / MPR Building, MPR Room, Northwest Side

<https://entekgroupinc.sharepoint.com/sites/Entekgroup/Shared Documents/Clients/Sacramento City USD/24-7283 Bowling Gm McCoy Chacon Lge & Sc Academy - AsbPb/Bulk Asb/Bulk Asb Rqst Portrait 7-29-24 docx>

**Delivered by:**  **Date:** 8/12/24 **Time:** 1:10 AM/PM

**Received by:** **STEVEN CASTILLO**  **Date:** 8/13/24 **Time:** 9:45 AM/PM



# BULK ASBESTOS MATERIAL Analysis Request



003744201

**ENTEK CONSULTING GROUP, INC.**

4200 ROCKLIN ROAD, SUITE 7  
ROCKLIN, CA 95677  
(916) 632-6800 PHONE  
(916) 632-6812 FAX  
[mainoffice@entekgroup.com](mailto:mainoffice@entekgroup.com)

**Date of Sampling:** 7/29/24-8/2/24  
**Job Number:** 24-7283  
**Client Name:** Sacramento City USD  
**Site Address:** Bowling Green  
Elementary School  
4211 Turnbridge Drive  
Sacramento, CA 95823

**Lab:** Eurofins/EmLab P&K - Tustin  
**Collected by:** Jose Hernandez & Gerald Morales  
**Turnaround Time:** 5-Day Turnaround Time  
**Analysis Requested:** Asbestos by PLM with Dispersion Staining

**Special Instructions:** Stop analysis upon first positive result (>1%) for sample in a series. Also stop analysis upon first positive result (>1%) in the joint compound for sample series.

Please e-mail results at [mainoffice@entekgroup.com](mailto:mainoffice@entekgroup.com) and [jhernandez@entekgroup.com](mailto:jhernandez@entekgroup.com) as soon as available and include copy of submittal with those results.

SAMPLE #	MATERIAL DESCRIPTION/LOCATION
ECG-24-7283-24D	12"x12" Dark Brown Mottled Vinyl Floor Tile with Black Mastic / MPR Building, Entry, West Side
ECG-24-7283-25A	12"x12" Brown Mottled Vinyl Floor Tile with Black Mastic / MPR Building, MPR Room, West Side
ECG-24-7283-25B	12"x12" Brown Mottled Vinyl Floor Tile with Black Mastic / MPR Building, Kitchen, Northeast Corner
ECG-24-7283-26A	12"x12" Dark Brown Streaks Vinyl Floor Tile with Black Mastic / MPR Building, Storage Room, Northwest Side
ECG-24-7283-26B	12"x12" Dark Brown Streaks Vinyl Floor Tile with Black Mastic / MPR Building, Storage Room, West Side
ECG-24-7283-27A	12"x12" Beige Mottled Vinyl Floor Tile with Yellow Mastic / MPR Building, MPR Room, Stage, Northwest Corner
ECG-24-7283-27B	12"x12" Beige Mottled Vinyl Floor Tile with Yellow Mastic / MPR Building, Entry, Southeast Side Outside of Men's Restroom
ECG-24-7283-28A	12"x12" Beige Speckled Vinyl Floor Tile with Paperback and Tan Mastic / MPR Building, Women's Restroom, Northwest Side at Door
ECG-24-7283-28B	12"x12" Beige Speckled Vinyl Floor Tile with Paperback and Tan Mastic / MPR Building, Men's Restroom, Northwest Side at Door
ECG-24-7283-29A	Yellow Square Sheet Vinyl Flooring with Paperback and Yellow Mastic / MPR Building, Laundry Room Restroom, East Side
ECG-24-7283-29B	Yellow Square Sheet Vinyl Flooring with Paperback and Black Mastic / MPR Building, Laundry Room Restroom, Northeast Side

<https://entekgroupinc.sharepoint.com/sites/Entekgroup/Shared Documents/Clients/Sacramento City USD/24-7283 Bowling Grn McCoy Chacon Lge & Sc Academy - AsbPb/Bulk Asb/Bulk Asb Rqst. Portrait 7-29-24.docx>

Delivered by:   
**STEVEN CASTILLO**

Date: 8/12/24 Time: 1:10 AM/PM

Received by:

Date: 8/13/24 Time: 9:25 AM/PM



# BULK ASBESTOS MATERIAL Analysis Request



003744201

**ENTEK CONSULTING GROUP, INC.**  
 4200 ROCKLIN ROAD, SUITE 7  
 ROCKLIN, CA 95677  
 (916) 632-6800 PHONE  
 (916) 632-6812 FAX  
[mainoffice@entekgroup.com](mailto:mainoffice@entekgroup.com)

**Date of Sampling:** 7/29/24-8/2/24  
**Job Number:** 24-7283  
**Client Name:** Sacramento City USD  
**Site Address:** Bowling Green  
 Elementary School  
 4211 Turnbridge Drive  
 Sacramento, CA 95823

**Lab:** Eurofins/EmLab P&K - Tustin  
**Collected by:** Jose Hernandez & Gerald Morales  
**Turnaround Time:** 5-Day Turnaround Time  
**Analysis Requested:** Asbestos by PLM with  
 Dispersion Staining

**Special Instructions:** Stop analysis upon first positive result (>1%) for sample in a series. Also stop analysis upon first positive result (>1%) in the joint compound for sample series.

Please e-mail results at [mainoffice@entekgroup.com](mailto:mainoffice@entekgroup.com) and [jhernandez@entekgroup.com](mailto:jhernandez@entekgroup.com) as soon as available and include copy of submittal with those results.

SAMPLE #	MATERIAL DESCRIPTION/LOCATION
ECG-24-7283-30A	Gray Speckled Sheet Vinyl Flooring with Yellow Mastic / MPR Building, Kitchen, East Side
ECG-24-7283-30B	Gray Speckled Sheet Vinyl Flooring with Yellow Mastic / MPR Building, Kitchen, West Side
ECG-24-7283-31A	9" x 9" Brown Spotted Vinyl Floor Tile with Black Mastic / MPR Building, MPR Room, Stage, Northwest Corner
ECG-24-7283-31B	9" x 9" Brown Spotted Vinyl Floor Tile with Black Mastic / MPR Building, MPR Room, Stage, Northeast Corner
ECG-24-7283-32A	Concrete Slab / MPR Building, MPR Room, Stage, Southeast Side
ECG-24-7283-32B	Concrete Slab / MPR Building, MPR Room, Laundry Room, North Side
ECG-24-7283-33A	6" Dark Brown Vinyl Base Cove with Beige Mastic / MPR Building, MPR Room, South Wall
ECG-24-7283-33B	6" Dark Brown Vinyl Base Cove with Beige Mastic / MPR Building, Kitchen, West Wall
ECG-24-7283-34A	6" Red Clay Tile with Gray Grout and Gray Mortar / MPR Building, Laundry Room, South Corner of the Wall
ECG-24-7283-34B	6" Red Clay Tile with Gray Grout and Gray Mortar / MPR Building, Laundry Room, Southwest Corner of the Wall
ECG-24-7283-35A	4" Dark Brown Vinyl Base Cove with Tan Mastic / MPR Building, Laundry Room Restroom, East Wall South Side
ECG-24-7283-35B	4" Dark Brown Vinyl Base Cove with Tan Mastic / MPR Building, Laundry Room Restroom, East Wall North Side
ECG-24-7283-36A	4" Black Vinyl Base Cove with Brown Mastic / MPR Building, Storage Room, North Wall

<https://entekgroupinc.sharepoint.com/sites/Entekgroup/Shared Documents/Clients/Sacramento City USD/24-7283 Bowling Gm McCoy Chacon Lge & Sc Academy - AsbPb/Bulk Asb/Bulk Asb Rqst Portrait 7-29-24.docx>

Delivered by:  Date: 8/12/24 Time: 1:10 AM/PM  
 Received by: **STEVEN CASTILLO** Date: 8/13/24 Time: 1:45 AM/PM  




# BULK ASBESTOS MATERIAL Analysis Request



003744201

**ENTEK CONSULTING GROUP, INC.**  
4200 ROCKLIN ROAD, SUITE 7  
ROCKLIN, CA 95677  
(916) 632-6800 PHONE  
(916) 632-6812 FAX  
[mainoffice@entekgroup.com](mailto:mainoffice@entekgroup.com)

**Date of Sampling:** 7/29/24-8/2/24  
**Job Number:** 24-7283  
**Client Name:** Sacramento City USD  
**Site Address:** Bowling Green  
Elementary School  
4211 Turnbridge Drive  
Sacramento, CA 95823

**Lab:** Eurofins/EmLab P&K - Tustin  
**Collected by:** Jose Hernandez & Gerald Moralez  
**Turnaround Time:** 5-Day Turnaround Time  
**Analysis Requested:** Asbestos by PLM with  
Dispersion Staining

**Special Instructions:** Stop analysis upon first positive result (>1%) for sample in a series. Also stop analysis upon first positive result (>1%) in the joint compound for sample series.

Please e-mail results at [mainoffice@entekgroup.com](mailto:mainoffice@entekgroup.com) and [jhernandez@entekgroup.com](mailto:jhernandez@entekgroup.com) as soon as available and include copy of submittal with those results.

SAMPLE #	MATERIAL DESCRIPTION/LOCATION
ECG-24-7283-37A	4" Dark Brown Vinyl Base Cove with Brown Mastic / MPR Building, MPR Room, Stage, West Wall North Side
ECG-24-7283-38A	Plaster / MPR Building, Laundry Room, East Wall
ECG-24-7283-38B	Plaster / MPR Building, Storage Room, North Wall
ECG-24-7283-38C	Plaster / MPR Building, Kitchen, North Wall
ECG-24-7283-38D	Plaster / MPR Building, Entry, North Wall
ECG-24-7283-38E	Plaster / MPR Building, MPR Room, Stage, West Wall South Side
ECG-24-7283-38F	Plaster / MPR Building, Kitchen, South Wall
ECG-24-7283-38G	Plaster / MPR Building, Laundry Room Restroom, South Wall
ECG-24-7283-39A	Drywall and Joint Compound / MPR Building, Women's Restroom, Northwest Corner
ECG-24-7283-39B	Drywall and Joint Compound / MPR Building, Men's Restroom, Northwest Corner
ECG-24-7283-40A	Skimcoat / MPR Building, Women's Restroom, Southwest Corner
ECG-24-7283-40B	Skimcoat / MPR Building, Men's Restroom, Southwest Corner
ECG-24-7283-40C	Skimcoat / MPR Building, Entry, North Wall East Side
ECG-24-7283-41A	Plastic Wall Panel Glue / MPR Building, Kitchen, South Wall East Side
ECG-24-7283-41B	Plastic Wall Panel Glue / MPR Building, Kitchen, South Wall West Side
ECG-24-7283-42A	Roofing Debris / MPR Building, Kitchen Storage Room, East Side

<https://entekgroupinc.sharepoint.com/sites/Entekgroup/Shared Documents/Clients/Sacramento City USD/24-7283 Bowling Grn McCoy Chacon Lge & Sc Academy - AsbPb/Bulk Asb/Bulk Asb Rqst - Portrait 7-29-24.docx>

Delivered by:  Date: 8/22/24 Time: 1:10 AM/PM

Received by: **STEVEN CASTILLO**  Date: 8/13/24 Time: 9:45 AM/PM



# BULK ASBESTOS MATERIAL Analysis Request



**ENTEK CONSULTING GROUP, INC.**  
 4200 ROCKLIN ROAD, SUITE 7  
 ROCKLIN, CA 95677  
 (916) 632-6800 PHONE  
 (916) 632-6812 FAX  
[mainoffice@entekgroup.com](mailto:mainoffice@entekgroup.com)

**Date of Sampling:** 7/29/24-8/2/24  
**Job Number:** 24-7283  
**Client Name:** Sacramento City USD  
**Site Address:** Bowling Green  
 Elementary School  
 4211 Turnbridge Drive  
 Sacramento, CA 95823

**Lab:** Eurofins/EmLab P&K - Tustin  
**Collected by:** Jose Hernandez & Gerald Moralez  
**Turnaround Time:** 5-Day Turnaround Time  
**Analysis Requested:** Asbestos by PLM with  
 Dispersion Staining

**Special Instructions:** Stop analysis upon first positive result (>1%) for sample in a series. Also stop analysis upon first positive result (>1%) in the joint compound for sample series.

Please e-mail results at [mainoffice@entekgroup.com](mailto:mainoffice@entekgroup.com) and [jhernandez@entekgroup.com](mailto:jhernandez@entekgroup.com) as soon as available and include copy of submittal with those results.

SAMPLE #	MATERIAL DESCRIPTION/LOCATION
ECG-24-7283-42B	Roofing Debris / MPR Building, Kitchen Storage Room, West Side
ECG-24-7283-43A	Plastic Wall Panel Glue / MPR Building, Men's Restroom, North Wall West Side
ECG-24-7283-43B	Plastic Wall Panel Glue / MPR Building, Men's Restroom, North Wall East Side
ECG-24-7283-44A	12"x12" Glue-On Off-White Ceiling Tile Pinhole / MPR Building, Entry, Southeast Side
ECG-24-7283-44B	12"x12" Glue-On Off-White Ceiling Tile Pinhole / MPR Building, Entry, Southwest Side
ECG-24-7283-45A	2'x2' Glue-On Ceiling/Wall Tile Pinhole with Brown Mastic / MPR Building, MPR Room, Northeast Side, East Side
ECG-24-7283-45B	2'x2' Glue-On Ceiling/Wall Tile Pinhole with Brown Mastic / MPR Building, MPR Room, Northeast Side, West Side
ECG-24-7283-46A	Drywall and Joint Compound (Behind Ceiling Tile) / MPR Building, MPR Room, Southwest Side, East Side
ECG-24-7283-46B	Drywall and Joint Compound (Behind Ceiling Tile) / MPR Building, MPR Room, Southwest Side, West Side
ECG-24-7283-47A	Cementitious Texture Plaster / MPR Building, MPR Room, Stage, West Side
ECG-24-7283-47B	Cementitious Texture Plaster / MPR Building, MPR Room, Stage, East Side
ECG-24-7283-47C	Cementitious Texture Plaster / MPR Building, MPR Room, Stage, Northeast Side
ECG-24-7283-48A	12"x12" Brown Mottled Vinyl Floor Tile with Yellow and Black Mastic / Therapy Building, Room OH-1, East Side

<https://entekgroupinc.sharepoint.com/sites/Entekgroup/Shared Documents/Clients/Sacramento City USD/24-7283 Bowling Grn McCoy Chacon Lge & Sc Academy - AsbPb/Bulk Asb/Bulk Asb Rqst Portrait 7-29-24.docx>

**Delivered by:**  **Date:** 8/12/24 **Time:** 1:10 AM/PM

**Received by:** STEVEN CASTILLO **Date:** 8/13/24 **Time:** 9:35 AM/PM



# BULK ASBESTOS MATERIAL Analysis Request



003744201

**ENTEK CONSULTING GROUP, INC.**  
 4200 ROCKLIN ROAD, SUITE 7  
 ROCKLIN, CA 95677  
 (916) 632-6800 PHONE  
 (916) 632-6812 FAX  
[mainoffice@entekgroup.com](mailto:mainoffice@entekgroup.com)

**Date of Sampling:** 7/29/24-8/2/24  
**Job Number:** 24-7283  
**Client Name:** Sacramento City USD  
**Site Address:** Bowling Green  
 Elementary School  
 4211 Turnbridge Drive  
 Sacramento, CA 95823

**Lab:** Eurofins/EmLab P&K - Tustin  
**Collected by:** Jose Hernandez & Gerald Moralez  
**Turnaround Time:** 5-Day Turnaround Time  
**Analysis Requested:** Asbestos by PLM with  
 Dispersion Staining

**Special Instructions:** Stop analysis upon first positive result (>1%) for sample in a series. Also stop analysis upon first positive result (>1%) in the joint compound for sample series.

Please e-mail results at [mainoffice@entekgroup.com](mailto:mainoffice@entekgroup.com) and [jhernandez@entekgroup.com](mailto:jhernandez@entekgroup.com) as soon as available and include copy of submittal with those results.

SAMPLE #	MATERIAL DESCRIPTION/LOCATION
ECG-24-7283-48B	12"x12" Brown Mottled Vinyl Floor Tile with Yellow and Black Mastic / Therapy Building, Room OH-1, East Side
ECG-24-7283-49A	12"x12" Brown Red Mottled Vinyl Floor Tile with Black Mastic / Therapy Building, Custodial Room, Northwest Side
ECG-24-7283-49B	12"x12" Brown Red Mottled Vinyl Floor Tile with Black Mastic / Therapy Building, Break Room, West Side
ECG-24-7283-50A	Yellow Carpet Mastic / Therapy Building, Room OH-5, East Side
ECG-24-7283-50B	Yellow Carpet Mastic / Therapy Building, Room OH-3, Northeast Side
ECG-24-7283-50C	Yellow Carpet Mastic / Therapy Building, Room OH-4, Southwest Side
ECG-24-7283-51A	Clear Carpet Mastic / Therapy Building, Room OH-6, Southwest Side
ECG-24-7283-51B	Clear Carpet Mastic / Therapy Building, Room OH-6, Southeast Side
ECG-24-7283-52A	Light Gray Wood Pattern Vinyl Plank Flooring with Clear Mastic / Therapy Building, OH-6 Room, South Side
ECG-24-7283-52B	Light Gray Wood Pattern Vinyl Plank Flooring with Clear Mastic / Therapy Building, OH-6 Room, Southeast Side
ECG-24-7283-53A	Beige Ceramic Tile with Grout and Mortar / Therapy Building, Therapy Building, Women's Restroom, Northeast Corner
ECG-24-7283-53B	1"x1" Beige Ceramic Tile with Grout and Mortar / Therapy Building, Women's Restroom, Northeast Corner

<https://entekgroupinc.sharepoint.com/sites/Entekgroup/Shared Documents/Clients/Sacramento City USD/24-7283 Bowling Gm McCoy Chacon Lge & Sc Academy - AsbPb/Bulk Asb/Bulk Asb Rqst Portrait 7-29-24.docx>

**Delivered by:**   
**STEVEN CASTILLO**

**Received by:** 

**Date:** 8/12/24 **Time:** 1:30 AM/PM

**Date:** 8/13/24 **Time:** 9:45 AM/PM



# BULK ASBESTOS MATERIAL Analysis Request



003744201

**ENTEK CONSULTING GROUP, INC.**  
 4200 ROCKLIN ROAD, SUITE 7  
 ROCKLIN, CA 95677  
 (916) 632-6800 PHONE  
 (916) 632-6812 FAX  
[mainoffice@entekgroup.com](mailto:mainoffice@entekgroup.com)

**Date of Sampling:** 7/29/24-8/2/24  
**Job Number:** 24-7283  
**Client Name:** Sacramento City USD  
**Site Address:** Bowling Green  
 Elementary School  
 4211 Turnbridge Drive  
 Sacramento, CA 95823

**Lab:** Eurofins/EmLab P&K - Tustin  
**Collected by:** Jose Hernandez & Gerald Morales  
**Turnaround Time:** 5-Day Turnaround Time  
**Analysis Requested:** Asbestos by PLM with  
 Dispersion Staining

**Special Instructions:** Stop analysis upon first positive result (>1%) for sample in a series. Also stop analysis upon first positive result (>1%) in the joint compound for sample series.

Please e-mail results at [mainoffice@entekgroup.com](mailto:mainoffice@entekgroup.com) and [jhernandez@entekgroup.com](mailto:jhernandez@entekgroup.com) as soon as available and include copy of submittal with those results.

SAMPLE #	MATERIAL DESCRIPTION/LOCATION
ECG-24-7283-54A	12"x12" Light Brown Streak Vinyl Floor Tile with Black Mastic / Therapy Building, OH-5 Room, Northeast Corner
ECG-24-7283-54B	12"x12" Light Brown Streak Vinyl Floor Tile with Black Mastic / Therapy Building, OH-5 Room, Northwest Side
ECG-24-7283-55A	12"x12" Light Gray Mottled Vinyl Floor Tile with Black Mastic Over Beige Vinyl Floor Tile with Black Mastic / Therapy Building, OH-3 Room, North Side
ECG-24-7283-55B	12"x12" Light Gray Mottled Vinyl Floor Tile with Black Mastic Over Beige Vinyl Floor Tile with Black Mastic / Therapy Building, OH-3 Room, Northwest Side
ECG-24-7283-56A	Concrete Slab / Therapy Building, Room OH-1, Northeast Side
ECG-24-7283-56B	Concrete Slab / Therapy Building, Restroom Foyer between Rooms OH-3 and OH-4, Northwest Side
ECG-24-7283-57A	4" Dark Brown Vinyl Base Cove with Mastic / Therapy Building, Outside of Room OH-6, East Wall
ECG-24-7283-57B	4" Dark Brown Vinyl Base Cove with Mastic / Therapy Building, Room OH-5, Northeast Wall
ECG-24-7283-58A	4" Gray Vinyl Base Cove with Mastic / Therapy Building, Room OH-1, East Wall
ECG-24-7283-58B	4" Gray Vinyl Base Cove with Mastic / Therapy Building, Room OH-3, North Wall
ECG-24-7283-59A	4" Dark Blue Vinyl Base Cove with Mastic / Therapy Building, Room OH-6, South Wall
ECG-24-7283-59B	4" Dark Blue Vinyl Base Cove with Mastic / Therapy Building, Restroom Foyer between Rooms OH-5 & OH-6, East Wall

<https://entekgroupinc.sharepoint.com/sites/Entekgroup/Shared Documents/Clients/Sacramento City USD/24-7283 Bowling Grn McCoy Chacon Lge & Sc Academy - AsbPb/Bulk Asb/Bulk Asb Rqst Portrait 7-29-24.docx>

**Delivered by:**  **Date:** 8/12/24 **Time:** 1:00 AM/PM

**Received by:** **STEVEN CASTILLO** **Date:** 8/13/24 **Time:** 9:45 AM/PM





# BULK ASBESTOS MATERIAL Analysis Request



003744201

**ENTEK CONSULTING GROUP, INC.**  
 4200 ROCKLIN ROAD, SUITE 7  
 ROCKLIN, CA 95677  
 (916) 632-6800 PHONE  
 (916) 632-6812 FAX  
[mainoffice@entekgroup.com](mailto:mainoffice@entekgroup.com)

**Date of Sampling:** 7/29/24-8/2/24  
**Job Number:** 24-7283  
**Client Name:** Sacramento City USD  
**Site Address:** Bowling Green  
 Elementary School  
 4211 Turnbridge Drive  
 Sacramento, CA 95823

**Lab:** Eurofins/EmLab P&K - Tustin  
**Collected by:** Jose Hernandez & Gerald Moralez  
**Turnaround Time:** 5-Day Turnaround Time  
**Analysis Requested:** Asbestos by PLM with  
 Dispersion Staining

**Special Instructions:** Stop analysis upon first positive result (>1%) for sample in a series. Also stop analysis upon first positive result (>1%) in the joint compound for sample series.

Please e-mail results at [mainoffice@entekgroup.com](mailto:mainoffice@entekgroup.com) and [jhernandez@entekgroup.com](mailto:jhernandez@entekgroup.com) as soon as available and include copy of submittal with those results.

SAMPLE #	MATERIAL DESCRIPTION/LOCATION
ECG-24-7283-60A	Drywall with Joint Compound / Therapy Building, Break Room, Northwest Corner
ECG-24-7283-60B	Drywall with Joint Compound / Therapy Building, Custodial Room, Northwest Corner
ECG-24-7283-60C	Drywall with Joint Compound / Therapy Building, East Entrance, Southeast Corner
ECG-24-7283-60D	Drywall with Joint Compound / Therapy Building, Restroom Foyer between Rooms OH-3 and OH-4, Southwest Corner
ECG-24-7283-61A	4" White Ceramic Wall Tile with Grout and Mortar / Therapy Building, Boy's Restroom between Rooms OH-3 and OH-4, Southwest Corner
ECG-24-7283-61B	4" White Ceramic Wall Tile with Grout and Mortar / Therapy Building, Boy's Restroom between Rooms OH-3 and OH-4, Southwest Corner
ECG-24-7283-62A	2'x4' Ceiling Panel with Pinholes / Therapy Building, Common Area, East Side
ECG-24-7283-62B	2'x4' Ceiling Panel with Pinholes / Therapy Building, Common Area, North Side
ECG-24-7283-63A	2'x2' Ceiling Panel with Pinholes / Therapy Building, Room OH-1, Northeast Side
ECG-24-7283-63B	2'x2' Ceiling Panel with Pinholes / Therapy Building, Room OH-5, Southwest Side
ECG-24-7283-64A	12"x12" Glue-on Ceiling Tiles with Pinholes / Therapy Building, Restroom Foyer between Rooms OH-3 and OH-4, Near Center
ECG-24-7283-64B	12"x12" Glue-on Ceiling Tiles with Pinholes / Therapy Building, Restroom Foyer between Rooms OH-5 and OH-6, Near Center
ECG-24-7283-65A	Carpet Mastic / Classrooms 1&2 Building, Classroom 1, East Side
ECG-24-7283-65B	Carpet Mastic / Classrooms 1&2 Building, Classroom 2, East Side

<https://entekgroupinc.sharepoint.com/sites/Entekgroup/Shared Documents/Clients/Sacramento City USD/24-7283 Bowling Grn McCoy Chacon Lge & Sc Academy - AsbPb/Bulk Asb/Bulk Asb Rqst Portrait 7-29-24.docx>

**Delivered by:** [Signature] **Date:** 8/12/24 **Time:** 1:30 AM/PM  
**Received by:** STEVEN CASTILLO **Date:** 8/13/24 **Time:** 9:45 AM/PM





# BULK ASBESTOS MATERIAL Analysis Request



003744201

**ENTEK CONSULTING GROUP, INC.**  
4200 ROCKLIN ROAD, SUITE 7  
ROCKLIN, CA 95677  
(916) 632-6800 PHONE  
(916) 632-6812 FAX  
[mainoffice@entekgroup.com](mailto:mainoffice@entekgroup.com)

**Date of Sampling:** 7/29/24-8/2/24  
**Job Number:** 24-7283  
**Client Name:** Sacramento City USD  
**Site Address:** Bowling Green  
Elementary School  
4211 Turnbridge Drive  
Sacramento, CA 95823

**Lab:** Eurofins/EmLab P&K - Tustin  
**Collected by:** Jose Hernandez & Gerald Morales  
**Turnaround Time:** 5-Day Turnaround Time  
**Analysis Requested:** Asbestos by PLM with  
Dispersion Staining

**Special Instructions:** Stop analysis upon first positive result (>1%) for sample in a series. Also stop analysis upon first positive result (>1%) in the joint compound for sample series.

Please e-mail results at [mainoffice@entekgroup.com](mailto:mainoffice@entekgroup.com) and [jhernandez@entekgroup.com](mailto:jhernandez@entekgroup.com) as soon as available and include copy of submittal with those results.

SAMPLE #	MATERIAL DESCRIPTION/LOCATION
ECG-24-7283-66A	12"x12" Beige Streak Vinyl Floor Tile with Mastic / Classrooms 1&2 Building, Classroom 1, Southeast Side
ECG-24-7283-66B	12"x12" Beige Streak Vinyl Floor Tile with Mastic / Classrooms 1&2 Building, Classroom 1, South Side
ECG-24-7283-67A	12"x12" Gray Streak Vinyl Floor Tile with Mastic / Classrooms 1&2 Building, Classroom 1, Southeast Side
ECG-24-7283-67B	12"x12" Gray Streak Vinyl Floor Tile with Mastic / Classrooms 1&2 Building, Classroom 2, Southeast Side
ECG-24-7283-68A	4" Gray Vinyl Base Cove with Mastic / Classrooms 1&2 Building, Classroom 1, North Wall
ECG-24-7283-68B	4" Gray Vinyl Base Cove with Mastic / Classrooms 1&2 Building, Classroom 2, South Wall
ECG-24-7283-69A	Beige Sheet Vinyl Flooring with Paper Backing and Mastic / Classrooms 1&2 Building, Classroom 1, Northwest Side
ECG-24-7283-69B	Beige Sheet Vinyl Flooring with Paper Backing and Mastic / Classrooms 1&2 Building, Classroom 1, Southwest Side
ECG-24-7283-70A	4" Tan Vinyl Base Cove with Mastic / Classrooms 1&2 Building, Classroom 1, East Wall
ECG-24-7283-70B	4" Tan Vinyl Base Cove with Mastic / Classrooms 1&2 Building, Classroom 1, South Wall
ECG-24-7283-71A	Gray Speckled Sheet Vinyl Flooring with Paper Backing and Mastic / Classrooms 1&2 Building, Classroom 2, North Restroom
ECG-24-7283-71B	Gray Speckled Sheet Vinyl Flooring with Paper Backing and Mastic / Classrooms 1&2 Building, Classroom 2, South Restroom

[https://entekgroupinc.sharepoint.com/sites/Entekgroup/Shared Documents/Clients/Sacramento City USD/24-7283 Bowling Grn McCoy Chacon Lge & Sc Academy - Asb/Pb/Bulk Asb/Bulk Asb Rqst. Portrait 7-29-24.docx](https://entekgroupinc.sharepoint.com/sites/Entekgroup/Shared%20Documents/Clients/Sacramento%20City%20USD/24-7283%20Bowling%20Grn%20McCoy%20Chacon%20Lge%20&%20Sc%20Academy%20-%20Asb/Pb/Bulk%20Asb/Bulk%20Asb%20Rqst%20Portrait%207-29-24.docx)

**Delivered by:**  **Date:** 8/12/24 **Time:** 1:10 AM/PM  
**Received by:** STEVEN CASTILLO  **Date:** 8/13/24 **Time:** 9:45 AM/PM



# BULK ASBESTOS MATERIAL Analysis Request



003744201

**ENTEK CONSULTING GROUP, INC.**  
4200 ROCKLIN ROAD, SUITE 7  
ROCKLIN, CA 95677  
(916) 632-6800 PHONE  
(916) 632-6812 FAX  
[mainoffice@entekgroup.com](mailto:mainoffice@entekgroup.com)

**Date of Sampling:** 7/29/24-8/2/24  
**Job Number:** 24-7283  
**Client Name:** Sacramento City USD  
**Site Address:** Bowling Green  
Elementary School  
4211 Turnbridge Drive  
Sacramento, CA 95823

**Lab:** Eurofins/EmLab P&K - Tustin  
**Collected by:** Jose Hernandez & Gerald Morales  
**Turnaround Time:** 5-Day Turnaround Time  
**Analysis Requested:** Asbestos by PLM with Dispersion Staining

**Special Instructions:** Stop analysis upon first positive result (>1%) for sample in a series. Also stop analysis upon first positive result (>1%) in the joint compound for sample series.

Please e-mail results at [mainoffice@entekgroup.com](mailto:mainoffice@entekgroup.com) and [jhernandez@entekgroup.com](mailto:jhernandez@entekgroup.com) as soon as available and include copy of submittal with those results.

SAMPLE #	MATERIAL DESCRIPTION/LOCATION
ECG-24-7283-72A	Concrete Slab / Classrooms 1&2 Building, Classroom 1, East Side
ECG-24-7283-72B	Concrete Slab / Classrooms 1&2 Building, Classroom 2, East Side
ECG-24-7283-73A	Drywall with Joint Compound / Classrooms 1&2 Building, Classroom 1, Restroom, Southwest Corner
ECG-24-7283-73B	Drywall with Joint Compound / Classrooms 1&2 Building, Classroom 1, Restroom, Northwest Corner
ECG-24-7283-74A	Drywall with Joint Compound / Classrooms 1&2 Building, Classroom 2, South Restroom, Northwest Corner
ECG-24-7283-74B	Drywall with Joint Compound / Classrooms 1&2 Building, Classroom 2, North Restroom, Northeast Corner
ECG-24-7283-75A	Plastic Wall Panel Glue / Classrooms 1&2 Building, Classroom 1, Restroom, West Wall
ECG-24-7283-75B	Plastic Wall Panel Glue / Classrooms 1&2 Building, Classroom 1, Restroom, West Wall
ECG-24-7283-76A	12"x12" Nail-on Ceiling Tile with Pinholes / Classrooms 1&2 Building, Classroom 1, Northwest Side
ECG-24-7283-76B	12"x12" Nail-on Ceiling Tile with Pinholes / Classrooms 1&2 Building, Classroom 2, Northwest Side
ECG-24-7283-77A	Blue Carpet with Mastic over Beige Vinyl Floor Tile with Mastic / Classrooms 3-6 Building, Classroom 3, Center
ECG-24-7283-77B	Blue Carpet with Mastic over Beige Vinyl Floor Tile with Mastic / Classrooms 3-6 Building, Classroom 4, Center

<https://entekgroupinc.sharepoint.com/sites/Entekgroup/Shared Documents/Clients/Sacramento City USD/24-7283 Bowling Grn McCoy Chacon Lge & Sc Academy - AsbPb/Bulk Asb/Bulk Asb Rqst Portrait 7-29-24 docx>

**Delivered by:**  **Date:** 8/12/24 **Time:** 1:10 AM/PM  
**Received by:** **STEVEN CASTILLO**  **Date:** 8/13/24 **Time:** 9:45 AM/PM



# BULK ASBESTOS MATERIAL Analysis Request



003744201

**ENTEK CONSULTING GROUP, INC.**  
 4200 ROCKLIN ROAD, SUITE 7  
 ROCKLIN, CA 95677  
 (916) 632-6800 PHONE  
 (916) 632-6812 FAX  
[mainoffice@entekgroup.com](mailto:mainoffice@entekgroup.com)

**Date of Sampling:** 7/29/24-8/2/24  
**Job Number:** 24-7283  
**Client Name:** Sacramento City USD  
**Site Address:** Bowling Green  
 Elementary School  
 4211 Turnbridge Drive  
 Sacramento, CA 95823

**Lab:** Eurofins/EmLab P&K - Tustin  
**Collected by:** Jose Hernandez & Gerald Moralez  
**Turnaround Time:** 5-Day Turnaround Time  
**Analysis Requested:** Asbestos by PLM with  
 Dispersion Staining

**Special Instructions:** Stop analysis upon first positive result (>1%) for sample in a series. Also stop analysis upon first positive result (>1%) in the joint compound for sample series.

Please e-mail results at [mainoffice@entekgroup.com](mailto:mainoffice@entekgroup.com) and [jhernandez@entekgroup.com](mailto:jhernandez@entekgroup.com) as soon as available and include copy of submittal with those results.

SAMPLE #	MATERIAL DESCRIPTION/LOCATION
ECG-24-7283-77C	Blue Carpet with Mastic over Beige Vinyl Floor Tile with Mastic / Classrooms 3-6 Building, Classroom 6, Center
ECG-24-7283-78A	Concrete Slab / Classrooms 3-6 Building, Classroom 4, Center
ECG-24-7283-78B	Concrete Slab / Classrooms 3-6 Building, Classroom 6, Center
ECG-24-7283-79A	12"x12" Gray Vinyl Floor Tile with Mastic over Beige Vinyl Floor Tile with Mastic / Classrooms 3-6 Building, Classroom 3, Northwest Side
ECG-24-7283-79B	12"x12" Gray Vinyl Floor Tile with Mastic over Beige Vinyl Floor Tile with Mastic / Classrooms 3-6 Building, Classroom 5, Northwest Side
ECG-24-7283-79C	12"x12" Gray Vinyl Floor Tile with Mastic over Beige Vinyl Floor Tile with Mastic / Classrooms 3-6 Building, Classroom 6, Center
ECG-24-7283-80A	4" Gray Vinyl Base Cove with Mastic / Classrooms 3-6 Building, Classroom 3, North
ECG-24-7283-80B	4" Gray Vinyl Base Cove with Mastic / Classrooms 3-6 Building, Classroom 5, North
ECG-24-7283-81A	Gray Speckled Epoxy Flooring / Classrooms 3-6 Building, Boy's Restroom, North
ECG-24-7283-81B	Gray Speckled Epoxy Flooring / Classrooms 3-6 Building, Girl's Restroom, East
ECG-24-7283-82A	Blue Speckled Epoxy Wall Coating / Classrooms 3-6 Building, Boy's Restroom, South
ECG-24-7283-82B	Blue Speckled Epoxy Wall Coating / Classrooms 3-6 Building, Boy's Restroom, South
ECG-24-7283-83A	Drywall with Joint Compound / Classrooms 3-6 Building, Boy's Restroom, Northwest Corner

<https://entekgroupinc.sharepoint.com/sites/Entekgroup/Shared Documents/Clients/Sacramento City USD/24-7283 Bowling Grn McCoy Chacon Lge & Sc Academy - AsbPb/Bulk Asb/Bulk Asb Rqst. Portrait 7-29-24 docx>

**Delivered by:**  **Date:** 8/12/24 **Time:** 1:10 AM/PM

**Received by:** **STEVEN CASTILLO**  **Date:** 8/13/24 **Time:** 9:05 AM/PM



# BULK ASBESTOS MATERIAL Analysis Request



003744201

**ENTEK CONSULTING GROUP, INC.**  
 4200 ROCKLIN ROAD, SUITE 7  
 ROCKLIN, CA 95677  
 (916) 632-6800 PHONE  
 (916) 632-6812 FAX  
[mainoffice@entekgroup.com](mailto:mainoffice@entekgroup.com)

**Date of Sampling:** 7/29/24-8/2/24  
**Job Number:** 24-7283  
**Client Name:** Sacramento City USD  
**Site Address:** Bowling Green  
 Elementary School  
 4211 Turnbridge Drive  
 Sacramento, CA 95823

**Lab:** Eurofins/EmLab P&K - Tustin  
**Collected by:** Jose Hernandez & Gerald Morales  
**Turnaround Time:** 5-Day Turnaround Time  
**Analysis Requested:** Asbestos by PLM with  
 Dispersion Staining

**Special Instructions:** Stop analysis upon first positive result (>1%) for sample in a series. Also stop analysis upon first positive result (>1%) in the joint compound for sample series.

Please e-mail results at [mainoffice@entekgroup.com](mailto:mainoffice@entekgroup.com) and [jhernandez@entekgroup.com](mailto:jhernandez@entekgroup.com) as soon as available and include copy of submittal with those results.

SAMPLE #	MATERIAL DESCRIPTION/LOCATION
ECG-24-7283-83B	Drywall with Joint Compound / Classrooms 3-6 Building, Girl's Restroom, Southeast Corner
ECG-24-7283-84A	Skim Coat / Classrooms 3-6 Building, Girl's Restroom, South
ECG-24-7283-84B	Skim Coat / Classrooms 3-6 Building, Boy's Restroom, East
ECG-24-7283-84C	Skim Coat / Classrooms 3-6 Building, Boy's Restroom, South
ECG-24-7283-85A	12"x12" Nail-on Ceiling Tile with Pinholes / Classrooms 3-6 Building, Classroom 4, North
ECG-24-7283-85B	12"x12" Nail-on Ceiling Tile with Pinholes / Classrooms 3-6 Building, Classroom 6, North
ECG-24-7283-86A	Concrete Slab / Classroom 7 & Counselor 7.5 Building, Classroom 7, East
ECG-24-7283-86B	Concrete Slab / Classroom 7 & Counselor 7.5 Building, Counselor 7.5, Near Center
ECG-24-7283-87A	12"x12" Gray Streak Vinyl Floor Tile with Mastic over Green Vinyl Floor Tile with Mastic / Classroom 7 & Counselor 7.5 Building, Classroom 7, Northeast
ECG-24-7283-87B	12"x12" Gray Streak Vinyl Floor Tile with Mastic over Green Vinyl Floor Tile with Mastic / Classroom 7 & Counselor 7.5 Building, Classroom 7, Northwest
ECG-24-7283-88A	Blue Striped Carpet with Mastic over Beige Vinyl Floor Tile with Mastic / Classroom 7 & Counselor 7.5 Building, Classroom 7, East
ECG-24-7283-88B	Blue Striped Carpet with Mastic over Beige Vinyl Floor Tile with Mastic / Classroom 7 & Counselor 7.5 Building, Classroom 7, Southwest
ECG-24-7283-89A	12"x12" Gray Streak Vinyl Floor Tile with Mastic / Classroom 7 & Counselor 7.5 Building, Counselor 7.5, North

<https://entekgroupinc.sharepoint.com/sites/Entekgroup/Shared Documents/Clients/Sacramento City USD/24-7283 Bowling Grn McCoy Chacon Lge & Sc Academy - AsbPb/Bulk Asb/Bulk Asb Rqst Portrait 7-29-24.docx>

**Delivered by:**  **Date:** 8/12/24 **Time:** 1:00 AM/PM

**Received by:** **STEVEN CASTILLO**  **Date:** 8/13/24 **Time:** 7:45 AM/PM



# BULK ASBESTOS MATERIAL Analysis Request



003744201

**ENTEK CONSULTING GROUP, INC.**  
4200 ROCKLIN ROAD, SUITE 7  
ROCKLIN, CA 95677  
(916) 632-6800 PHONE  
(916) 632-6812 FAX  
mainoffice@entekgroup.com

**Date of Sampling:** 7/29/24-8/2/24  
**Job Number:** 24-7283  
**Client Name:** Sacramento City USD  
**Site Address:** Bowling Green  
Elementary School  
4211 Turnbridge Drive  
Sacramento, CA 95823

**Lab:** Eurofins/EmLab P&K - Tustin  
**Collected by:** Jose Hernandez & Gerald Morales  
**Turnaround Time:** 5-Day Turnaround Time  
**Analysis Requested:** Asbestos by PLM with  
Dispersion Staining

**Special Instructions:** Stop analysis upon first positive result (>1%) for sample in a series. Also stop analysis upon first positive result (>1%) in the joint compound for sample series.

Please e-mail results at mainoffice@entekgroup.com and jhernandez@entekgroup.com as soon as available and include copy of submittal with those results.

SAMPLE #	MATERIAL DESCRIPTION/LOCATION
ECG-24-7283-89B	12"x12" Gray Streak Vinyl Floor Tile with Mastic / Classroom 7 & Counselor 7.5 Building, Counselor 7.5 Restroom, Southeast
ECG-24-7283-90A	Blue Carpet with Mastic / Classroom 7 & Counselor 7.5 Building, Counselor 7.5, Near Center
ECG-24-7283-90B	Blue Carpet with Mastic / Classroom 7 & Counselor 7.5 Building, Counselor 7.5, Southeast
ECG-24-7283-91A	4" Gray Vinyl Base Cove with Mastic / Classroom 7 & Counselor 7.5 Building, Counselor 7.5, North
ECG-24-7283-91B	4" Gray Vinyl Base Cove with Mastic / Classroom 7 & Counselor 7.5 Building, Classroom 7, East
ECG-24-7283-92A	Plaster Board / Classroom 7 & Counselor 7.5 Building, Counselor 7.5 Restroom, North
ECG-24-7283-92B	Plaster Board / Classroom 7 & Counselor 7.5 Building, Counselor 7.5 Restroom, North
ECG-24-7283-93A	Plaster / Classroom 7 & Counselor 7.5 Building, Counselor 7.5, West Wall, North
ECG-24-7283-93B	Plaster / Classroom 7 & Counselor 7.5 Building, Counselor 7.5, East Wall
ECG-24-7283-93C	Plaster / Classroom 7 & Counselor 7.5 Building, Counselor 7.5, North Wall
ECG-24-7283-93D	Plaster / Classroom 7 & Counselor 7.5 Building, Counselor 7.5, West Wall, South
ECG-24-7283-93E	Plaster / Classroom 7 & Counselor 7.5 Building, Counselor 7.5 Restroom, North Wall
ECG-24-7283-94A	6" Red Clay Tile Base with Gray Grout and Mortar / Classroom 7 & Counselor 7.5 Building, Counselor 7.5 Restroom, North

<https://entekgroupinc.sharepoint.com/sites/Entekgroup/Shared Documents/Clients/Sacramento City USD/24-7283 Bowling Grm McCoy Chacon Lge & Sc Academy - AsbPb/Bulk Asb/Bulk Asb Rqst Portrait 7.29-24.docx>

Delivered by: [Signature] Date: 8/13/24 Time: 1:10 AM/PM

Received by: STEVEN CASTILLO Date: 8/13/24 Time: 9:45 AM/PM



# BULK ASBESTOS MATERIAL Analysis Request



003744201

**ENTEK CONSULTING GROUP, INC.**  
 4200 ROCKLIN ROAD, SUITE 7  
 ROCKLIN, CA 95677  
 (916) 632-6800 PHONE  
 (916) 632-6812 FAX  
[mainoffice@entekgroup.com](mailto:mainoffice@entekgroup.com)

**Date of Sampling:** 7/29/24-8/2/24  
**Job Number:** 24-7283  
**Client Name:** Sacramento City USD  
**Site Address:** Bowling Green  
 Elementary School  
 4211 Turnbridge Drive  
 Sacramento, CA 95823

**Lab:** Eurofins/EmLab P&K - Tustin  
**Collected by:** Jose Hernandez & Gerald Morales  
**Turnaround Time:** 5-Day Turnaround Time  
**Analysis Requested:** Asbestos by PLM with  
 Dispersion Staining

**Special Instructions:** Stop analysis upon first positive result (>1%) for sample in a series. Also stop analysis upon first positive result (>1%) in the joint compound for sample series.

Please e-mail results at [mainoffice@entekgroup.com](mailto:mainoffice@entekgroup.com) and [jhernandez@entekgroup.com](mailto:jhernandez@entekgroup.com) as soon as available and include copy of submittal with those results.

SAMPLE #	MATERIAL DESCRIPTION/LOCATION
ECG-24-7283-94B	6" Red Clay Tile Base with Gray Grout and Mortar / Classroom 7 & Counselor 7.5 Building, Counselor 7.5 Restroom, North
ECG-24-7283-95A	12"x12" Nail-on Ceiling Tile with Pinholes / Classroom 7 & Counselor 7.5 Building,
ECG-24-7283-95B	12"x12" Nail-on Ceiling Tile with Pinholes / Classroom 7 & Counselor 7.5 Building,
ECG-24-7283-96A	4" Green Vinyl Base Cove with Mastic / Classrooms 8-9.5 Building, Storage Room, South
ECG-24-7283-96B	4" Green Vinyl Base Cove with Mastic / Classrooms 8-9.5 Building, Storage Room, East
ECG-24-7283-97A	9"x9" Beige with Green Speckles Vinyl Floor Tile with Mastic / Classrooms 8-9.5 Building, Storage Room, East
ECG-24-7283-97B	9"x9" Beige with Green Speckles Vinyl Floor Tile with Mastic / Classrooms 8-9.5 Building, Storage Room, North
ECG-24-7283-98A	Concrete Slab / Classrooms 8-9.5 Building, Classroom 9, Near Center
ECG-24-7283-98B	Concrete Slab / Classrooms 8-9.5 Building, Boiler Room, East Side
ECG-24-7283-99A	Blue Carpet with Mastic over Beige Vinyl Floor Tile with Mastic / Classrooms 8-9.5 Building, Classroom 8, Near Center
ECG-24-7283-99B	Blue Carpet with Mastic over Beige Vinyl Floor Tile with Mastic / Classrooms 8-9.5 Building, Classroom 9, Near Center
ECG-24-7283-100A	12"x12" Gray Streak Vinyl Floor Tile with Mastic over Beige Vinyl Floor Tile with Mastic / Classrooms 8-9.5 Building, Classroom 8, North
ECG-24-7283-100B	12"x12" Gray Streak Vinyl Floor Tile with Mastic over Beige Vinyl Floor Tile with Mastic / Classrooms 8-9.5 Building, Classroom 9, Southwest

<https://entekgroupinc.sharepoint.com/sites/Entekgroup/Shared Documents/Clients/Sacramento City USD/24-7283 Bowling Gm McCoy Chacon Lge & Sc Academy - AsbPb/Bulk Asb/Bulk Asb Rqst. Portrait 7-29-24.docx>

**Delivered by:**  **Date:** 8/12/24 **Time:** 6:13 AM/PM

**Received by:** STEVEN CASTILLO  **Date:** 8/13/24 **Time:** 9:45 AM/PM



# BULK ASBESTOS MATERIAL Analysis Request



003744201

**ENTEK CONSULTING GROUP, INC.**  
 4200 ROCKLIN ROAD, SUITE 7  
 ROCKLIN, CA 95677  
 (916) 632-6800 PHONE  
 (916) 632-6812 FAX  
[mainoffice@entekgroup.com](mailto:mainoffice@entekgroup.com)

**Date of Sampling:** 7/29/24-8/2/24  
**Job Number:** 24-7283  
**Client Name:** Sacramento City USD  
**Site Address:** Bowling Green  
 Elementary School  
 4211 Turnbridge Drive  
 Sacramento, CA 95823

**Lab:** Eurofins/EmLab P&K - Tustin  
**Collected by:** Jose Hernandez & Gerald Morales  
**Turnaround Time:** 5-Day Turnaround Time  
**Analysis Requested:** Asbestos by PLM with  
 Dispersion Staining

**Special Instructions:** Stop analysis upon first positive result (>1%) for sample in a series. Also stop analysis upon first positive result (>1%) in the joint compound for sample series.

Please e-mail results at [mainoffice@entekgroup.com](mailto:mainoffice@entekgroup.com) and [jhernandez@entekgroup.com](mailto:jhernandez@entekgroup.com) as soon as available and include copy of submittal with those results.

SAMPLE #	MATERIAL DESCRIPTION/LOCATION
ECG-24-7283-101A	4" Gray Vinyl Base Cove with Mastic / Classrooms 8-9.5 Building, Classroom 8, West
ECG-24-7283-101B	4" Gray Vinyl Base Cove with Mastic / Classrooms 8-9.5 Building, Classroom 9, West
ECG-24-7283-102A	6" Red Clay Tile Base with Gray Grout and Mortar / Classrooms 8-9.5 Building, Boiler Room, East
ECG-24-7283-103A	Plaster / Classrooms 8-9.5 Building, Classroom 8, East
ECG-24-7283-103B	Plaster / Classrooms 8-9.5 Building, Classroom 8.5, East
ECG-24-7283-103C	Plaster / Classrooms 8-9.5 Building, Classroom 8.5, West
ECG-24-7283-103D	Plaster / Classrooms 8-9.5 Building, Storage Room, East
ECG-24-7283-103E	Plaster / Classrooms 8-9.5 Building, Boiler Room, East
ECG-24-7283-103F	Plaster / Classrooms 8-9.5 Building, Boiler Room, South
ECG-24-7283-103G	Plaster / Classrooms 8-9.5 Building, Classroom 9.5, South
ECG-24-7283-104A	12"x12" Nail-on Ceiling Tile with Pinholes / Classrooms 8-9.5 Building, Classroom 8, North
ECG-24-7283-104B	12"x12" Nail-on Ceiling Tile with Pinholes / Classrooms 8-9.5 Building, Classroom 9, North
ECG-24-7283-105A	12"x12" Glue-on Ceiling Tiles with Pinholes & Fissures / Classrooms 8-9.5 Building, Classroom 8.5, Northeast
ECG-24-7283-105B	12"x12" Glue-on Ceiling Tiles with Pinholes & Fissures / Classrooms 8-9.5 Building, Classroom 8.5, Northwest

<https://entekgroupinc.sharepoint.com/sites/Entekgroup/Shared Documents/Clients/Sacramento City USD/24-7283 Bowling Gm McCoy Chacon Lge & Sc Academy - AsbPb/Bulk Asb/Bulk Asb Rqst Portrait 7-29-24.docx>

**Delivered by:**  **Date:** 8/12/24 **Time:** 1:00 AM/PM

**Received by:** STEVEN CASTILLO **Date:** 8/13/24 **Time:** 9:45 AM/PM



# BULK ASBESTOS MATERIAL Analysis Request



003744201

**ENTEK CONSULTING GROUP, INC.**  
4200 ROCKLIN ROAD, SUITE 7  
ROCKLIN, CA 95677  
(916) 632-6800 PHONE  
(916) 632-6812 FAX  
[mainoffice@entekgroup.com](mailto:mainoffice@entekgroup.com)

**Date of Sampling:** 7/29/24-8/2/24  
**Job Number:** 24-7283  
**Client Name:** Sacramento City USD  
**Site Address:** Bowling Green  
Elementary School  
4211 Turnbridge Drive  
Sacramento, CA 95823

**Lab:** Eurofins/EmLab P&K - Tustin  
**Collected by:** Jose Hernandez & Gerald Morales  
**Turnaround Time:** 5-Day Turnaround Time  
**Analysis Requested:** Asbestos by PLM with Dispersion Staining

**Special Instructions:** Stop analysis upon first positive result (>1%) for sample in a series. Also stop analysis upon first positive result (>1%) in the joint compound for sample series.

Please e-mail results at [mainoffice@entekgroup.com](mailto:mainoffice@entekgroup.com) and [jhernandez@entekgroup.com](mailto:jhernandez@entekgroup.com) as soon as available and include copy of submittal with those results.

SAMPLE #	MATERIAL DESCRIPTION/LOCATION
ECG-24-7283-106A	4" OD Hardpack Pipe Run Insulation / Classrooms 8-9.5 Building, Boiler Room, Southwest Side
ECG-24-7283-106B	4" OD Hardpack Pipe Run Insulation / Classrooms 8-9.5 Building, Boiler Room, Southwest Side
ECG-24-7283-106C	4" OD Hardpack Pipe Run Insulation / Classrooms 8-9.5 Building, Boiler Room, Southwest Side
ECG-24-7283-107A	4" OD Hardpack Pipe Elbow/Tee Insulation / Classrooms 8-9.5 Building, Boiler Room, Southwest Side
ECG-24-7283-108A	Remnant Black Floor Mastic / PE Storage Restroom, West Side
ECG-24-7283-108B	Remnant Black Floor Mastic / PE Storage Restroom, East Side
ECG-24-7283-109A	Concrete Slab / Classroom 10, Near Center
ECG-24-7283-109B	Concrete Slab / PE Storage Room, North
ECG-24-7283-110A	12"x12" Gray Streak Vinyl Floor Tile with Mastic over Beige Vinyl Floor Tile with Mastic / Classroom 10, East
ECG-24-7283-110B	12"x12" Gray Streak Vinyl Floor Tile with Mastic over Beige Vinyl Floor Tile with Mastic / Classroom 10, North
ECG-24-7283-111A	4" Gray Vinyl Base Cove with Mastic / Library, North
ECG-24-7283-111B	4" Gray Vinyl Base Cove with Mastic / Speech Room, North
ECG-24-7283-112A	Blue Carpet with Mastic over Beige Vinyl Floor Tile with Mastic / Classroom 10, Near Center

<https://entekgroupinc.sharepoint.com/sites/Entekgroup/Shared Documents/Clients/Sacramento City USD/24-7283 Bowling Grn McCoy Chacon Lge & Sc Academy - AsbPb/Bulk Asb/Bulk Asb Rqst Portrait 7-29-24.docx>

Delivered by:  Date: 8/12/24 Time: 1:10 AM/PM

Received by: **STEVEN CASTILLO** Date: 8/13/24 Time: 9:45 AM/PM





# BULK ASBESTOS MATERIAL Analysis Request



003744201

**ENTEK CONSULTING GROUP, INC.**  
 4200 ROCKLIN ROAD, SUITE 7  
 ROCKLIN, CA 95677  
 (916) 632-6800 PHONE  
 (916) 632-6812 FAX  
[mainoffice@entekgroup.com](mailto:mainoffice@entekgroup.com)

**Date of Sampling:** 7/29/24-8/2/24  
**Job Number:** 24-7283  
**Client Name:** Sacramento City USD  
**Site Address:** Bowling Green  
 Elementary School  
 4211 Turnbridge Drive  
 Sacramento, CA 95823

**Lab:** Eurofins/EmLab P&K - Tustin  
**Collected by:** Jose Hernandez & Gerald Morales  
**Turnaround Time:** 5-Day Turnaround Time  
**Analysis Requested:** Asbestos by PLM with  
 Dispersion Staining

**Special Instructions:** Stop analysis upon first positive result (>1%) for sample in a series. Also stop analysis upon first positive result (>1%) in the joint compound for sample series.

Please e-mail results at [mainoffice@entekgroup.com](mailto:mainoffice@entekgroup.com) and [jhernandez@entekgroup.com](mailto:jhernandez@entekgroup.com) as soon as available and include copy of submittal with those results.

SAMPLE #	MATERIAL DESCRIPTION/LOCATION
ECG-24-7283-112B	Blue Carpet with Mastic over Beige Vinyl Floor Tile with Mastic / Library, East
ECG-24-7283-113A	Black & White Epoxy Flooring / Classroom 10 & Library Building, Boy's Restroom
ECG-24-7283-113B	Black & White Epoxy Flooring / Classroom 10 & Library Building, Girl's Restroom
ECG-24-7283-114A	6" Red Clay Tile Base with Gray Grout and Mortar / PE Storage Room, North
ECG-24-7283-115A	Blue Speckled Epoxy Wall Coating / Classroom 10 & Library Building, Boy's Restroom
ECG-24-7283-115B	Blue Speckled Epoxy Wall Coating / Classroom 10 & Library Building, Girl's Restroom
ECG-24-7283-116A	Drywall with Joint Compound / Classroom 10 & Library Building, Boy's Restroom, Southwest Corner
ECG-24-7283-116B	Drywall with Joint Compound / Classroom 10 & Library Building, Girl's Restroom, Southeast Corner
ECG-24-7283-117A	Skim Coat / Classroom 10 & Library Building, Girl's Restroom, South
ECG-24-7283-117B	Skim Coat / Classroom 10 & Library Building, Girl's Restroom, North
ECG-24-7283-117C	Skim Coat / Classroom 10 & Library Building, Boy's Restroom, South
ECG-24-7283-118A	Plaster / Classroom 10 & Library Building, PE Storage Room, West
ECG-24-7283-118B	Plaster / Classroom 10 & Library Building, PE Storage Restroom, South
ECG-24-7283-118C	Plaster / Classroom 10 & Library Building, Speech Room, East
ECG-24-7283-118D	Plaster / Classroom 10 & Library Building, Speech Room, North
ECG-24-7283-118E	Plaster / Classroom 10 & Library Building, PE Storage Room, South

<https://entekgroupinc.sharepoint.com/sites/Entekgroup/Shared Documents/Clients/Sacramento City USD/24-7283 Bowling Gm McCoy Chacon Lge & Sc Academy - AsbPb/Bulk Asb/Bulk Asb Rqst Portrait 7-29-24.docx>

**Delivered by:** [Signature] **Date:** 8/12/24 **Time:** 1:10 AM/PM  
**Received by:** STEVEN CASTILLO **Date:** 8/13/24 **Time:** 9:45 AM/PM



# BULK ASBESTOS MATERIAL Analysis Request



003744201

**ENTEK CONSULTING GROUP, INC.**  
 4200 ROCKLIN ROAD, SUITE 7  
 ROCKLIN, CA 95677  
 (916) 632-6800 PHONE  
 (916) 632-6812 FAX  
[mainoffice@entekgroup.com](mailto:mainoffice@entekgroup.com)

**Date of Sampling:** 7/29/24-8/2/24  
**Job Number:** 24-7283  
**Client Name:** Sacramento City USD  
**Site Address:** Bowling Green  
 Elementary School  
 4211 Turnbridge Drive  
 Sacramento, CA 95823

**Lab:** Eurofins/EmLab P&K - Tustin  
**Collected by:** Jose Hernandez & Gerald Morales  
**Turnaround Time:** 5-Day Turnaround Time  
**Analysis Requested:** Asbestos by PLM with  
 Dispersion Staining

**Special Instructions:** Stop analysis upon first positive result (>1%) for sample in a series. Also stop analysis upon first positive result (>1%) in the joint compound for sample series.

Please e-mail results at [mainoffice@entekgroup.com](mailto:mainoffice@entekgroup.com) and [jhermandez@entekgroup.com](mailto:jhermandez@entekgroup.com) as soon as available and include copy of submittal with those results.

SAMPLE #	MATERIAL DESCRIPTION/LOCATION
ECG-24-7283-119A	Drywall with Joint Compound / Classroom 10 & Library Building, Library Office, Southeast Corner
ECG-24-7283-119B	Drywall with Joint Compound / Classroom 10 & Library Building, Library Office, Southeast Corner
ECG-24-7283-120A	Drywall with Joint Compound / Classroom 10 & Library Building, East Staff Restroom, Southwest Corner
ECG-24-7283-120B	Drywall with Joint Compound / Classroom 10 & Library Building, West Staff Restroom, Southeast Corner
ECG-24-7283-121A	Skim Coat / Classroom 10 & Library Building, East Staff Restroom, East
ECG-24-7283-121B	Skim Coat / Classroom 10 & Library Building, West Staff Restroom, West
ECG-24-7283-121C	Skim Coat / Classroom 10 & Library Building, East Staff Restroom, West
ECG-24-7283-122A	Beige Pebble Pattern Sheet Vinyl Flooring with Paper Backing and Yellow Mastic / Classroom 10 & Library Building, East Staff Restroom
ECG-24-7283-122B	Beige Pebble Pattern Sheet Vinyl Flooring with Paper Backing and Yellow Mastic / Classroom 10 & Library Building, West Staff Restroom
ECG-24-7283-123A	2'x2' Nail-on Wall Tile with Pinholes / Classroom 10 & Library Building, Library, West Wall
ECG-24-7283-123B	2'x2' Nail-on Wall Tile with Pinholes / Classroom 10 & Library Building, Library, West Wall
ECG-24-7283-124A	12"x12" Nail-on Ceiling Tile with Pinholes / Classroom 10 & Library Building, Classroom 10
ECG-24-7283-124B	12"x12" Nail-on Ceiling Tile with Pinholes / Classroom 10 & Library Building, Library

<https://entekgroupinc.sharepoint.com/sites/Entekgroup/Shared Documents/Clients/Sacramento City USD/24-7283 Bowling Grn McCoy Chacon Lge & Sc Academy - AsbPb/Bulk Asb/Bulk Asb Rqst - Portrait 7-29-24.docx>

**Delivered by:** [Signature] **Date:** 8/12/24 **Time:** 1:10 AM/PM  
**Received by:** STEVEN CASTILLO **Date:** 8/13/24 **Time:** 9:45 AM/PM  
[Signature]



# BULK ASBESTOS MATERIAL Analysis Request



003744201

**ENTEK CONSULTING GROUP, INC.**  
 4200 ROCKLIN ROAD, SUITE 7  
 ROCKLIN, CA 95677  
 (916) 632-6800 PHONE  
 (916) 632-6812 FAX  
[mainoffice@entekgroup.com](mailto:mainoffice@entekgroup.com)

**Date of Sampling:** 7/29/24-8/2/24  
**Job Number:** 24-7283  
**Client Name:** Sacramento City USD  
**Site Address:** Bowling Green  
 Elementary School  
 4211 Turnbridge Drive  
 Sacramento, CA 95823

**Lab:** Eurofins/EmLab P&K - Tustin  
**Collected by:** Jose Hernandez & Gerald Morales  
**Turnaround Time:** 5-Day Turnaround Time  
**Analysis Requested:** Asbestos by PLM with  
 Dispersion Staining

**Special Instructions:** Stop analysis upon first positive result (>1%) for sample in a series. Also stop analysis upon first positive result (>1%) in the joint compound for sample series.

Please e-mail results at [mainoffice@entekgroup.com](mailto:mainoffice@entekgroup.com) and [jhernandez@entekgroup.com](mailto:jhernandez@entekgroup.com) as soon as available and include copy of submittal with those results.

SAMPLE #	MATERIAL DESCRIPTION/LOCATION
ECG-24-7283-125A	9"x9" Beige Streak Vinyl Floor Tile with Black Mastic / Classroom 10 & Library Building, Telecom Room, South
ECG-24-7283-125B	9"x9" Beige Streak Vinyl Floor Tile with Black Mastic / Classroom 10 & Library Building, Telecom Room, North
ECG-24-7283-126A	Carpet Mastic / WW Office Portable
ECG-24-7283-126B	Carpet Mastic / WW-1 Portable
ECG-24-7283-127A	12"x12" Brown Mottled Vinyl Floor Tile with Black Mastic / WW Office Portable
ECG-24-7283-127B	12"x12" Brown Mottled Vinyl Floor Tile with Black Mastic / WW-1 Portable
ECG-24-7283-128A	4" Dark Brown Vinyl Base Cove with Mastic / WW Office Portable
ECG-24-7283-128B	4" Dark Brown Vinyl Base Cove with Mastic / WW-1 Portable
ECG-24-7283-129A	Beige Pebble Pattern Sheet Vinyl Flooring with Paper Backing and Mastic / WW Cafeteria Portable, North
ECG-24-7283-129B	Beige Pebble Pattern Sheet Vinyl Flooring with Paper Backing and Mastic over Leveling Compound / WW Cafeteria Portable, West
ECG-24-7283-130A	4" Dark Blue Vinyl Base Cove with Mastic / WW Cafeteria Portable, North
ECG-24-7283-130B	4" Dark Blue Vinyl Base Cove with Mastic / WW Cafeteria Portable, East
ECG-24-7283-131A	Beige Speckled Sheet Vinyl Flooring with Paper Backing and Mastic / Restroom Portable, Southeast Restroom

<https://entekgroupinc.sharepoint.com/sites/Entekgroup/Shared Documents/Clients/Sacramento City USD/24-7283 Bowling Grn McCoy Chacon Lge & Sc Academy - AsbPb/Bulk Asb/Bulk Asb Rqst Portrait 7-29-24.docx>

Delivered by:

  
 STEVEN CASTILLO

Date:

8/12/24

Time:

1:10 AM/PM

Received by:



Date:

8/13/24

Time:

0:45 AM/PM



# BULK ASBESTOS MATERIAL Analysis Request



003744201

**ENTEK CONSULTING GROUP, INC.**  
 4200 ROCKLIN ROAD, SUITE 7  
 ROCKLIN, CA 95677  
 (916) 632-6800 PHONE  
 (916) 632-6812 FAX  
[mainoffice@entekgroup.com](mailto:mainoffice@entekgroup.com)

**Date of Sampling:** 7/29/24-8/2/24  
**Job Number:** 24-7283  
**Client Name:** Sacramento City USD  
**Site Address:** Bowling Green  
 Elementary School  
 4211 Turnbridge Drive  
 Sacramento, CA 95823

**Lab:** Eurofins/EmLab P&K - Tustin  
**Collected by:** Jose Hernandez & Gerald Moralez  
**Turnaround Time:** 5-Day Turnaround Time  
**Analysis Requested:** Asbestos by PLM with  
 Dispersion Staining

**Special Instructions:** Stop analysis upon first positive result (>1%) for sample in a series. Also stop analysis upon first positive result (>1%) in the joint compound for sample series.

Please e-mail results at [mainoffice@entekgroup.com](mailto:mainoffice@entekgroup.com) and [jhernandez@entekgroup.com](mailto:jhernandez@entekgroup.com) as soon as available and include copy of submittal with those results.

SAMPLE #	MATERIAL DESCRIPTION/LOCATION
ECG-24-7283-131B	Beige Speckled Sheet Vinyl Flooring with Paper Backing and Mastic / Restroom Portable, Custodial Room
ECG-24-7283-132A	4" Gray Vinyl Base Cove with Mastic / Restroom Portable, Custodial Room, East
ECG-24-7283-132B	4" Gray Vinyl Base Cove with Mastic / Restroom Portable, Custodial Room, South
ECG-24-7283-133A	Gray Speckled Sheet Vinyl Flooring with Paper Backing and Mastic / Restroom Portable, Boy's Restroom
ECG-24-7283-133B	Gray Speckled Sheet Vinyl Flooring with Paper Backing and Mastic / Restroom Portable, Accessible All Gender Restroom
ECG-24-7283-134A	Blue Speckled Sheet Vinyl Flooring with Paper Backing and Mastic / Restroom Portable, Staff Restroom, East
ECG-24-7283-134B	Blue Speckled Sheet Vinyl Flooring with Paper Backing and Mastic / Restroom Portable, Staff Restroom, West
ECG-24-7283-135A	6" Gray Vinyl Base Cove with Mastic / Restroom Portable, Accessible All Gender Restroom
ECG-24-7283-135B	6" Gray Vinyl Base Cove with Mastic / Restroom Portable, Staff Restroom
ECG-24-7283-136A	Carpet Mastic / WW-2 Portable
ECG-24-7283-136B	Carpet Mastic / WW-4 Portable
ECG-24-7283-136C	Carpet Mastic / WW-6 Portable
ECG-24-7283-137A	12"x12" Gray Mottled Vinyl Floor Tile with Yellow Mastic / WW-3 Portable

<https://entekgroupinc.sharepoint.com/sites/Entekgroup/Shared Documents/Clients/Sacramento City USD/24-7283 Bowling Grn McCoy Chacon Lge & Sc Academy - AsbPb/Bulk Asb/Bulk Asb Rqst Portrait 7-29-24.docx>

**Delivered by:**  **Date:** 8/12/24 **Time:** 1:10 AM/PM

**Received by:** STEVEN CASTILLO **Date:** 8/13/24 **Time:** 9:35 AM/PM





# BULK ASBESTOS MATERIAL Analysis Request



003744201

**ENTEK CONSULTING GROUP, INC.**  
 4200 ROCKLIN ROAD, SUITE 7  
 ROCKLIN, CA 95677  
 (916) 632-6800 PHONE  
 (916) 632-6812 FAX  
[mainoffice@entekgroup.com](mailto:mainoffice@entekgroup.com)

**Date of Sampling:** 7/29/24-8/2/24  
**Job Number:** 24-7283  
**Client Name:** Sacramento City USD  
**Site Address:** Bowling Green  
 Elementary School  
 4211 Turnbridge Drive  
 Sacramento, CA 95823

**Lab:** Eurofins/EmLab P&K - Tustin  
**Collected by:** Jose Hernandez & Gerald Morales  
**Turnaround Time:** 5-Day Turnaround Time  
**Analysis Requested:** Asbestos by PLM with  
 Dispersion Staining

**Special Instructions:** Stop analysis upon first positive result (>1%) for sample in a series. Also stop analysis upon first positive result (>1%) in the joint compound for sample series.

Please e-mail results at [mainoffice@entekgroup.com](mailto:mainoffice@entekgroup.com) and [jhernandez@entekgroup.com](mailto:jhernandez@entekgroup.com) as soon as available and include copy of submittal with those results.

SAMPLE #	MATERIAL DESCRIPTION/LOCATION
ECG-24-7283-137B	12"x12" Gray Mottled Vinyl Floor Tile with Yellow Mastic / WW-5 Portable
ECG-24-7283-137C	12"x12" Gray Mottled Vinyl Floor Tile with Yellow Mastic / WW-6 Portable
ECG-24-7283-138A	4" Dark Blue Vinyl Base Cove with Mastic / WW-2 Portable
ECG-24-7283-138B	4" Dark Blue Vinyl Base Cove with Mastic / WW-4 Portable
ECG-24-7283-138C	4" Dark Blue Vinyl Base Cove with Mastic / WW-6 Portable
ECG-24-7283-139A	Carpet Mastic / WW-2 Portable
ECG-24-7283-139B	Carpet Mastic / WW-4 Portable
ECG-24-7283-139C	Carpet Mastic / WW-6 Portable
ECG-24-7283-140A	12"x12" Gray Mottled Vinyl Floor Tile with Yellow Mastic / WW-3 Portable
ECG-24-7283-140B	12"x12" Gray Mottled Vinyl Floor Tile with Yellow Mastic / WW-5 Portable
ECG-24-7283-140C	12"x12" Gray Mottled Vinyl Floor Tile with Yellow Mastic / WW-6 Portable
ECG-24-7283-141A	4" Dark Blue Vinyl Base Cove with Mastic / WW-2 Portable
ECG-24-7283-141B	4" Dark Blue Vinyl Base Cove with Mastic / WW-4 Portable
ECG-24-7283-141C	4" Dark Blue Vinyl Base Cove with Mastic / WW-6 Portable
ECG-24-7283-142A	Stucco / Exterior, Office Building, Northwest Corner
ECG-24-7283-142B	Stucco / Exterior, MPR Building, West
ECG-24-7283-142C	Stucco / Exterior, Classrooms 1&2 Building, Northwest Corner

<https://entekgroupinc.sharepoint.com/sites/Entekgroup/Shared Documents/Clients/Sacramento City USD/24-7283 Bowling Grn McCoy Chacon Lge & Sc Academy - AsbPb/Bulk Asb/Bulk Asb Rqst. Portrait 7-29-24.docx>

Delivered by: [Signature] Date: 8/12/24 Time: 1:10 AM/PM  
 Received by: [Signature] Date: 8/13/24 Time: 9:45 AM/PM

**STEVEN CASTILLO**



# BULK ASBESTOS MATERIAL Analysis Request



003744201

**ENTEK CONSULTING GROUP, INC.**  
4200 ROCKLIN ROAD, SUITE 7  
ROCKLIN, CA 95677  
(916) 632-6800 PHONE  
(916) 632-6812 FAX  
[mainoffice@entekgroup.com](mailto:mainoffice@entekgroup.com)

**Date of Sampling:** 7/29/24-8/2/24  
**Job Number:** 24-7283  
**Client Name:** Sacramento City USD  
**Site Address:** Bowling Green  
Elementary School  
4211 Turnbridge Drive  
Sacramento, CA 95823

**Lab:** Eurofins/EmLab P&K - Tustin  
**Collected by:** Jose Hernandez & Gerald Morales  
**Turnaround Time:** 5-Day Turnaround Time  
**Analysis Requested:** Asbestos by PLM with Dispersion Staining

**Special Instructions:** Stop analysis upon first positive result (>1%) for sample in a series. Also stop analysis upon first positive result (>1%) in the joint compound for sample series.

Please e-mail results at [mainoffice@entekgroup.com](mailto:mainoffice@entekgroup.com) and [jhernandez@entekgroup.com](mailto:jhernandez@entekgroup.com) as soon as available and include copy of submittal with those results.

SAMPLE #	MATERIAL DESCRIPTION/LOCATION
ECG-24-7283-142D	Stucco / Exterior, Classrooms 3-6 Building, Southwest Corner
ECG-24-7283-142E	Stucco / Exterior, Classroom 7 & Counselor 7.5 Building, Northwest Corner
ECG-24-7283-142F	Stucco / Exterior, Classrooms 8-9.5 Building, Southeast Corner
ECG-24-7283-142G	Stucco / Exterior, Classroom 10 & Library Building, Northwest Corner
ECG-24-7283-143A	Window Glazing Putty / Exterior, MPR Building, Southwest
ECG-24-7283-143B	Window Glazing Putty / Exterior, Classrooms 8-9.5 Building, North
ECG-24-7283-143C	Window Glazing Putty / Exterior, Classroom 7 & Counselor 7.5 Building, North
ECG-24-7283-143D	Window Glazing Putty / Exterior, Classrooms 3-6 Building, North
ECG-24-7283-143E	Window Glazing Putty / Exterior, Classroom 10 & Library Building, North
ECG-24-7283-143F	Window Glazing Putty / Exterior, MPR Building, Upper Windows, South
ECG-24-7283-144A	Brick and Mortar / Exterior, Office Building, West
ECG-24-7283-144B	Brick and Mortar / Exterior, Classrooms 1&2 Building, North
ECG-24-7283-144C	Brick and Mortar / Exterior, MPR Building, Southwest
ECG-24-7283-144D	Brick and Mortar / Exterior, Classrooms 3-6 Building, North
ECG-24-7283-144E	Brick and Mortar / Exterior, Classrooms 8-9.5 Building, North
ECG-24-7283-144F	Brick and Mortar / Exterior, Classroom 7 & Counselor 7.5 Building, North
ECG-24-7283-144G	Brick and Mortar / Exterior, Classroom 10 & Library Building, North

<https://entekgroupinc.sharepoint.com/sites/Entekgroup/Shared Documents/Clients/Sacramento City USD/24-7283 Bowling Gm McCoy Chacon Lge & Sc Academy - AsbPb/Bulk Asb/Bulk Asb Rqst Portrait 7-29-24.docx>

Delivered by: 

Date:

8/12/24

Time:

1:10 AM/PM

Received by: STEVEN CASTILLO  


Date:

8/13/24

Time:

9:45 AM/PM



# BULK ASBESTOS MATERIAL Analysis Request



003744201

**ENTEK CONSULTING GROUP, INC.**  
 4200 ROCKLIN ROAD, SUITE 7  
 ROCKLIN, CA 95677  
 (916) 632-6800 PHONE  
 (916) 632-6812 FAX  
[mainoffice@entekgroup.com](mailto:mainoffice@entekgroup.com)

**Date of Sampling:** 7/29/24-8/2/24  
**Job Number:** 24-7283  
**Client Name:** Sacramento City USD  
**Site Address:** Bowling Green  
 Elementary School  
 4211 Turnbridge Drive  
 Sacramento, CA 95823

**Lab:** Eurofins/EmLab P&K - Tustin  
**Collected by:** Jose Hernandez & Gerald Moralez  
**Turnaround Time:** 5-Day Turnaround Time  
**Analysis Requested:** Asbestos by PLM with  
 Dispersion Staining

**Special Instructions:** Stop analysis upon first positive result (>1%) for sample in a series. Also stop analysis upon first positive result (>1%) in the joint compound for sample series.

Please e-mail results at [mainoffice@entekgroup.com](mailto:mainoffice@entekgroup.com) and [jhernandez@entekgroup.com](mailto:jhernandez@entekgroup.com) as soon as available and include copy of submittal with those results.

SAMPLE #	MATERIAL DESCRIPTION/LOCATION
ECG-24-7283-145A	Brick and Mortar / Exterior, Therapy Building, Southeast
ECG-24-7283-145B	Brick and Mortar / Exterior, Therapy Building, West
ECG-24-7283-146A	Window Caulking / Exterior, Therapy Building, West
ECG-24-7283-146B	Window Caulking / Exterior, Therapy Building, North
ECG-24-7283-147A	Door Caulking / Exterior, Therapy Building, West Side, South
ECG-24-7283-147B	Door Caulking / Exterior, Therapy Building, West Side, North
ECG-24-7283-148A	Door Caulking / Exterior, Office Building, West
ECG-24-7283-148B	Door Caulking / Exterior, Classrooms 1&2 Building, North
ECG-24-7283-149A	Site Concrete / Exterior, West of MPR Building
ECG-24-7283-149B	Site Concrete / Exterior, North of Classroom 7 & Counselor 7.5 Building
ECG-24-7283-150A	Asphalt / Exterior, Parking Lot, West of Classrooms 1&2 Building
ECG-24-7283-150B	Asphalt / Exterior, Parking Lot, Southeast of Classroom 7 & Counselor 7.5 Building
ECG-24-7283-151A	2'x2' Blue Carpet Squares with Mastic / Chacon Language & Science Academy, Portable BF-1
ECG-24-7283-151B	2'x2' Blue Carpet Squares with Mastic / Chacon Language & Science Academy, Portable BF-7
ECG-24-7283-152A	2'x2' Dark Blue Carpet Squares with Mastic / Chacon Language & Science Academy, Portable BF-1

<https://entekgroupinc.sharepoint.com/sites/Entekgroup/Shared Documents/Clients/Sacramento City USD/24-7283 Bowling Gm McCoy Chacon Lge & Sc Academy - AsbPb/Bulk Asb/Bulk Asb Rqst Portrait 7-29-24.docx>

Delivered by:  Date: 8/12/24 Time: 1:10 AM/PM  
**STEVEN CASTILLO**  
 Received by:  Date: 8/13/24 Time: 9:45 AM/PM



# BULK ASBESTOS MATERIAL Analysis Request



**ENTEK CONSULTING GROUP, INC.**  
 4200 ROCKLIN ROAD, SUITE 7  
 ROCKLIN, CA 95677  
 (916) 632-6800 PHONE  
 (916) 632-6812 FAX  
[mainoffice@entekgroup.com](mailto:mainoffice@entekgroup.com)

**Date of Sampling:** 7/29/24-8/2/24  
**Job Number:** 24-7283  
**Client Name:** Sacramento City USD  
**Site Address:** Bowling Green  
 Elementary School  
 4211 Turnbridge Drive  
 Sacramento, CA 95823

**Lab:** Eurofins/EmLab P&K - Tustin  
**Collected by:** Jose Hernandez & Gerald Morales  
**Turnaround Time:** 5-Day Turnaround Time  
**Analysis Requested:** Asbestos by PLM with  
 Dispersion Staining

**Special Instructions:** Stop analysis upon first positive result (>1%) for sample in a series. Also stop analysis upon first positive result (>1%) in the joint compound for sample series.

Please e-mail results at [mainoffice@entekgroup.com](mailto:mainoffice@entekgroup.com) and [jhernandez@entekgroup.com](mailto:jhernandez@entekgroup.com) as soon as available and include copy of submittal with those results.

SAMPLE #	MATERIAL DESCRIPTION/LOCATION
ECG-24-7283-152B	2'x2' Dark Blue Carpet Squares with Mastic / Chacon Language & Science Academy, Portable BF-7
ECG-24-7283-153A	4" Gray Vinyl Base Cove with Mastic / Chacon Language & Science Academy, Portable BF-1
ECG-24-7283-153B	4" Gray Vinyl Base Cove with Mastic / Chacon Language & Science Academy, Portable BF-7
ECG-24-7283-154A	Gray Vinyl Floor Tile with Mastic (sublayer) / Chacon Language & Science Academy, Portable BF-1, Southeast
ECG-24-7283-154B	Gray Vinyl Floor Tile with Mastic (sublayer) / Chacon Language & Science Academy, Portable BF-1, Southwest
ECG-24-7283-155A	Carpet Mastic / Chacon Language & Science Academy, Portable BF-2
ECG-24-7283-155B	Carpet Mastic / Chacon Language & Science Academy, Portable BF-5
ECG-24-7283-155C	Carpet Mastic / Chacon Language & Science Academy, Portable BF-8
ECG-24-7283-155D	Carpet Mastic / Chacon Language & Science Academy, Portable BF-11
ECG-24-7283-155E	Carpet Mastic / Chacon Language & Science Academy, Portable BF-13
ECG-24-7283-156A	12"x12" Gray Mottled Vinyl Floor Tile with Yellow Mastic / Chacon Language & Science Academy, Portable BF-2
ECG-24-7283-156B	12"x12" Gray Mottled Vinyl Floor Tile with Yellow Mastic / Chacon Language & Science Academy, Portable BF-4

<https://entekgroupinc.sharepoint.com/sites/Entekgroup/Shared Documents/Clients/Sacramento City USD/24-7283 Bowling Gm McCoy Chacon Lge & Sc Academy - AsbPb/Bulk Asb/Bulk Asb Rqst Portrait 7-29-24.docx>

**Delivered by:**  **Date:** 8/12/24 **Time:** 1:18 AM/PM  
**Received by:** STEVEN CASTILLO  **Date:** 8/13/24 **Time:** 9:45 AM/PM





# BULK ASBESTOS MATERIAL Analysis Request



003744201

**ENTEK CONSULTING GROUP, INC.**  
4200 ROCKLIN ROAD, SUITE 7  
ROCKLIN, CA 95677  
(916) 632-6800 PHONE  
(916) 632-6812 FAX  
[mainoffice@entekgroup.com](mailto:mainoffice@entekgroup.com)

**Date of Sampling:** 7/29/24-8/2/24  
**Job Number:** 24-7283  
**Client Name:** Sacramento City USD  
**Site Address:** Bowling Green  
Elementary School  
4211 Turnbridge Drive  
Sacramento, CA 95823

**Lab:** Eurofins/EmLab P&K - Tustin  
**Collected by:** Jose Hernandez & Gerald Morales  
**Turnaround Time:** 5-Day Turnaround Time  
**Analysis Requested:** Asbestos by PLM with Dispersion Staining

**Special Instructions:** Stop analysis upon first positive result (>1%) for sample in a series. Also stop analysis upon first positive result (>1%) in the joint compound for sample series.

Please e-mail results at [mainoffice@entekgroup.com](mailto:mainoffice@entekgroup.com) and [jhernandez@entekgroup.com](mailto:jhernandez@entekgroup.com) as soon as available and include copy of submittal with those results.

SAMPLE #	MATERIAL DESCRIPTION/LOCATION
ECG-24-7283-156C	12"x12" Gray Mottled Vinyl Floor Tile with Yellow Mastic / Chacon Language & Science Academy, Portable BF-6
ECG-24-7283-156D	12"x12" Gray Mottled Vinyl Floor Tile with Yellow Mastic / Chacon Language & Science Academy, Portable BF-14
ECG-24-7283-156E	12"x12" Gray Mottled Vinyl Floor Tile with Yellow Mastic / Chacon Language & Science Academy, Portable BF-16
ECG-24-7283-157A	12"x12" Light Gray Mottled Vinyl Floor Tile with Yellow Mastic (Patch) / Chacon Language & Science Academy, Portable BF-5
ECG-24-7283-158A	4" Blue Vinyl Base Cove with Mastic / Chacon Language & Science Academy, Portable BF-3
ECG-24-7283-158B	4" Blue Vinyl Base Cove with Mastic / Chacon Language & Science Academy, Portable BF-5
ECG-24-7283-158C	4" Blue Vinyl Base Cove with Mastic / Chacon Language & Science Academy, Portable BF-17
ECG-24-7283-158D	4" Blue Vinyl Base Cove with Mastic / Chacon Language & Science Academy, Restroom Portable, Storage Room
ECG-24-7283-159A	Light Gray Speckled Sheet Vinyl Flooring with Mastic / Chacon Language & Science Academy, South Restroom adjacent Portable BF-1
ECG-24-7283-159B	Light Gray Speckled Sheet Vinyl Flooring with Mastic / Chacon Language & Science Academy, North Restroom adjacent Portable BF-1
ECG-24-7283-160A	Gray Speckled Epoxy Flooring / Chacon Language & Science Academy, Restroom Portable, Boy's Restroom

<https://entekgroupinc.sharepoint.com/sites/Entekgroup/Shared Documents/Clients/Sacramento City USD/24-7283 Bowling Grn McCoy Chacon Lge & Sc Academy - AsbPb/Bulk Asb/Bulk Asb Rqst Portrait 7-29-24.docx>

Delivered by:  Date: 8/12/24 Time: 1:10 AM/PM

Received by: **STEVEN CASTILLO**  Date: 8/13/24 Time: 9:48 AM/PM



# BULK ASBESTOS MATERIAL Analysis Request



003744201

**ENTEK CONSULTING GROUP, INC.**  
 4200 ROCKLIN ROAD, SUITE 7  
 ROCKLIN, CA 95677  
 (916) 632-6800 PHONE  
 (916) 632-6812 FAX  
[mainoffice@entekgroup.com](mailto:mainoffice@entekgroup.com)

**Date of Sampling:** 7/29/24-8/2/24  
**Job Number:** 24-7283  
**Client Name:** Sacramento City USD  
**Site Address:** Bowling Green  
 Elementary School  
 4211 Turnbridge Drive  
 Sacramento, CA 95823

**Lab:** Eurofins/EmLab P&K - Tustin  
**Collected by:** Jose Hernandez & Gerald Morales  
**Turnaround Time:** 5-Day Turnaround Time  
**Analysis Requested:** Asbestos by PLM with  
 Dispersion Staining

**Special Instructions:** Stop analysis upon first positive result (>1%) for sample in a series. Also stop analysis upon first positive result (>1%) in the joint compound for sample series.

Please e-mail results at [mainoffice@entekgroup.com](mailto:mainoffice@entekgroup.com) and [jhernandez@entekgroup.com](mailto:jhernandez@entekgroup.com) as soon as available and include copy of submittal with those results.

SAMPLE #	MATERIAL DESCRIPTION/LOCATION
ECG-24-7283-160B	Gray Speckled Epoxy Flooring / Chacon Language & Science Academy, Restroom Portable, Women's Restroom
ECG-24-7283-161A	Light Gray Sheet Vinyl Flooring with Paper Backing and Mastic / Chacon Language & Science Academy, Restroom Portable, Storage Room
ECG-24-7283-161B	Light Gray Sheet Vinyl Flooring with Paper Backing and Mastic / Chacon Language & Science Academy, Restroom Portable, All Gender Restroom
ECG-24-7283-162A	4" Gray Vinyl Base Cove with Mastic / Chacon Language & Science Academy, Office & Multi-Use Room Portable, Office
ECG-24-7283-162B	4" Gray Vinyl Base Cove with Mastic / Chacon Language & Science Academy, Office & Multi-Use Room Portable, Multi-Use Room
ECG-24-7283-163A	12"x12" Gray Vinyl Floor Tile with Mastic / Chacon Language & Science Academy, Office & Multi-Use Room Portable, Office, North
ECG-24-7283-163B	12"x12" Gray Vinyl Floor Tile with Mastic / Chacon Language & Science Academy, Office & Multi-Use Room Portable, Office, South
ECG-24-7283-164A	12"x12" Gray Streaked Vinyl Floor Tile with Mastic / Chacon Language & Science Academy, Office & Multi-Use Room Portable, Multi-Use Room, North
ECG-24-7283-164B	12"x12" Gray Streaked Vinyl Floor Tile with Mastic / Chacon Language & Science Academy, Office & Multi-Use Room Portable, Multi-Use Room, South
ECG-24-7283-165A	Yellow-Gray Speckled Epoxy Flooring / Chacon Language & Science Academy, Office & Multi-Use Room Portable, Girl's Restroom
ECG-24-7283-165B	Yellow-Gray Speckled Epoxy Flooring / Chacon Language & Science Academy, Office & Multi-Use Room Portable, Men's Restroom

<https://entekgroupinc.sharepoint.com/sites/Entekgroup/Shared Documents/Clients/Sacramento City USD/24-7283 Bowling Grn McCoy Chacon Lge & Sc Academy - AsbPb/Bulk Asb/Bulk Asb Rqst Portrait 7-29-24.docx>

**Delivered by:**  **Date:** 8/12/24 **Time:** 1:10 AM/PM  
**Received by:** STEVEN CASTILLO  **Date:** 8/13/24 **Time:** 9:45 AM/PM



# BULK ASBESTOS MATERIAL Analysis Request



**ENTEK CONSULTING GROUP, INC.**  
 4200 ROCKLIN ROAD, SUITE 7  
 ROCKLIN, CA 95677  
 (916) 632-6800 PHONE  
 (916) 632-6812 FAX  
[mainoffice@entekgroup.com](mailto:mainoffice@entekgroup.com)

**Date of Sampling:** 7/29/24-8/2/24  
**Job Number:** 24-7283  
**Client Name:** Sacramento City USD  
**Site Address:** Bowling Green  
 Elementary School  
 4211 Turnbridge Drive  
 Sacramento, CA 95823

**Lab:** Eurofins/EmLab P&K - Tustin  
**Collected by:** Jose Hernandez & Gerald Moralez  
**Turnaround Time:** 5-Day Turnaround Time  
**Analysis Requested:** Asbestos by PLM with Dispersion Staining

**Special Instructions:** Stop analysis upon first positive result (>1%) for sample in a series. Also stop analysis upon first positive result (>1%) in the joint compound for sample series.

Please e-mail results at [mainoffice@entekgroup.com](mailto:mainoffice@entekgroup.com) and [jhernandez@entekgroup.com](mailto:jhernandez@entekgroup.com) as soon as available and include copy of submittal with those results.

SAMPLE #	MATERIAL DESCRIPTION/LOCATION
ECG-24-7283-166A	Light Gray Sheet Vinyl Flooring with Paper Backing and Mastic / Chacon Language & Science Academy, Office & Multi-Use Room Portable, Custodial Room, East
ECG-24-7283-166B	Light Gray Sheet Vinyl Flooring with Paper Backing and Mastic / Chacon Language & Science Academy, Office & Multi-Use Room Portable, Custodial Room, South
ECG-24-7283-167A	Gray with Blue & Green Speckles Sheet Vinyl Flooring with Mastic / Chacon Language & Science Academy, Office & Multi-Use Room Portable, Multi-Use Room, Southwest
ECG-24-7283-167B	Gray with Blue & Green Speckles Sheet Vinyl Flooring with Mastic / Chacon Language & Science Academy, Office & Multi-Use Room Portable, Multi-Use Room, West
ECG-24-7283-168A	White Coated Rolled Asphalt Roofing / MPR Building, Upper Roof, South
ECG-24-7283-168B	White Coated Rolled Asphalt Roofing / MPR Building, Upper Roof, North
ECG-24-7283-168C	White Coated Rolled Asphalt Roofing / MPR Building, Lower Roof, South
ECG-24-7283-168D	White Coated Rolled Asphalt Roofing / Roof, Office Building
ECG-24-7283-168E	White Coated Rolled Asphalt Roofing / Roof, Classrooms 1&2 Building
ECG-24-7283-168F	White Coated Rolled Asphalt Roofing / Roof, Classrooms 3-6 Building
ECG-24-7283-168G	White Coated Rolled Asphalt Roofing / Roof, Classroom 7 & Counselor 7.5 Building
ECG-24-7283-168H	White Coated Rolled Asphalt Roofing / Roof, Classrooms 8-9.5 Building
ECG-24-7283-168I	White Coated Rolled Asphalt Roofing / Roof, Classroom 10 & Library Building, Upper Roof
ECG-24-7283-169A	Vibration Dampener / Roof, MPR Building, Lower Roof, HVAC Unit, South

<https://entekgroupinc.sharepoint.com/sites/Entekgroup/Shared Documents/Clients/Sacramento City USD/24-7283 Bowling Grn McCoy Chacon Lge & Sc Academy - AsbPb/Bulk Asb/Bulk Asb Rqst Portrait 7-29-24.docx>

**Delivered by:**  **Date:** 8/12/24 **Time:** 1:20 AM/PM  
**Received by:** STEVEN CASTILLO **Date:** 8/13/24 **Time:** 9:45 AM/PM



# BULK ASBESTOS MATERIAL Analysis Request



**ENTEK CONSULTING GROUP, INC.**  
 4200 ROCKLIN ROAD, SUITE 7  
 ROCKLIN, CA 95677  
 (916) 632-6800 PHONE  
 (916) 632-6812 FAX  
[mainoffice@entekgroup.com](mailto:mainoffice@entekgroup.com)

**Date of Sampling:** 7/29/24-8/2/24  
**Job Number:** 24-7283  
**Client Name:** Sacramento City USD  
**Site Address:** Bowling Green  
 Elementary School  
 4211 Turnbridge Drive  
 Sacramento, CA 95823

**Lab:** Eurofins/EmLab P&K - Tustin  
**Collected by:** Jose Hernandez & Gerald Morales  
**Turnaround Time:** 5-Day Turnaround Time  
**Analysis Requested:** Asbestos by PLM with  
 Dispersion Staining

**Special Instructions:** Stop analysis upon first positive result (>1%) for sample in a series. Also stop analysis upon first positive result (>1%) in the joint compound for sample series.

Please e-mail results at [mainoffice@entekgroup.com](mailto:mainoffice@entekgroup.com) and [jhernandez@entekgroup.com](mailto:jhernandez@entekgroup.com) as soon as available and include copy of submittal with those results.

SAMPLE #	MATERIAL DESCRIPTION/LOCATION
ECG-24-7283-169B	Vibration Dampener / Roof, MPR Building, Lower Roof, HVAC Unit, South
ECG-24-7283-170A	HVAC Duct Seam Tape-Mastic / Roof, MPR Building, Lower Roof, East
ECG-24-7283-170B	HVAC Duct Seam Tape-Mastic / Roof, MPR Building, Lower Roof, East
ECG-24-7283-171A	White Coated Penetration Mastic / Roof, MPR Building, Lower Roof
ECG-24-7283-171B	White Coated Penetration Mastic / Roof, Classrooms 1&2 Building
ECG-24-7283-171C	White Coated Penetration Mastic / Roof, Office Building
ECG-24-7283-171D	White Coated Penetration Mastic / Roof, Classrooms 3-6 Building
ECG-24-7283-171E	White Coated Penetration Mastic / Roof, Classroom 7 & Counselor 7.5 Building
ECG-24-7283-172A	White-Gray Seam Caulking / Classroom 10 & Library Building, Lower Roof, West
ECG-24-7283-172B	White-Gray Seam Caulking / Classroom 10 & Library Building, Lower Roof, East
ECG-24-7283-173A	White Flue Pipe Caulking / Classroom 10 & Library Building, Lower Roof, West
ECG-24-7283-173B	White Flue Pipe Caulking / Classroom 10 & Library Building, Lower Roof, East
ECG-24-7283-174A	White HVAC Unit Caulking / Roof, Office Building, Southwest
ECG-24-7283-174B	White HVAC Unit Caulking / Roof, Office Building, Southeast
ECG-24-7283-175A	White Single Ply Membrane Roofing / Classroom 10 & Library Building, Lower Roof, West
ECG-24-7283-175B	White Single Ply Membrane Roofing / Classroom 10 & Library Building, Lower Roof, East

<https://entekgroupinc.sharepoint.com/sites/Entekgroup/Shared Documents/Clients/Sacramento City USD/24-7283 Bowling Grm McCoy Chacon Lge & Sc Academy - AsbPb/Bulk Asb/Bulk Asb Rqst Portrait 7-29-24.docx>

**Delivered by:**  **Date:** 8/12/24 **Time:** 1:10 AM/PM  
**Received by:** **STEVEN CASTILLO**  **Date:** 8/13/24 **Time:** 9:45 AM/PM



# BULK ASBESTOS MATERIAL Analysis Request



003744201

**ENTEK CONSULTING GROUP, INC.**  
 4200 ROCKLIN ROAD, SUITE 7  
 ROCKLIN, CA 95877  
 (916) 632-6800 PHONE  
 (916) 632-6812 FAX  
[mainoffice@entekgroup.com](mailto:mainoffice@entekgroup.com)

**Date of Sampling:** 7/29/24-8/2/24  
**Job Number:** 24-7283  
**Client Name:** Sacramento City USD  
**Site Address:** Bowling Green  
 Elementary School  
 4211 Turnbridge Drive  
 Sacramento, CA 95823

**Lab:** Eurofins/EmLab P&K - Tustin  
**Collected by:** Jose Hernandez & Gerald Morales  
**Turnaround Time:** 5-Day Turnaround Time  
**Analysis Requested:** Asbestos by PLM with  
 Dispersion Staining

**Special Instructions:** Stop analysis upon first positive result (>1%) for sample in a series. Also stop analysis upon first positive result (>1%) in the joint compound for sample series.

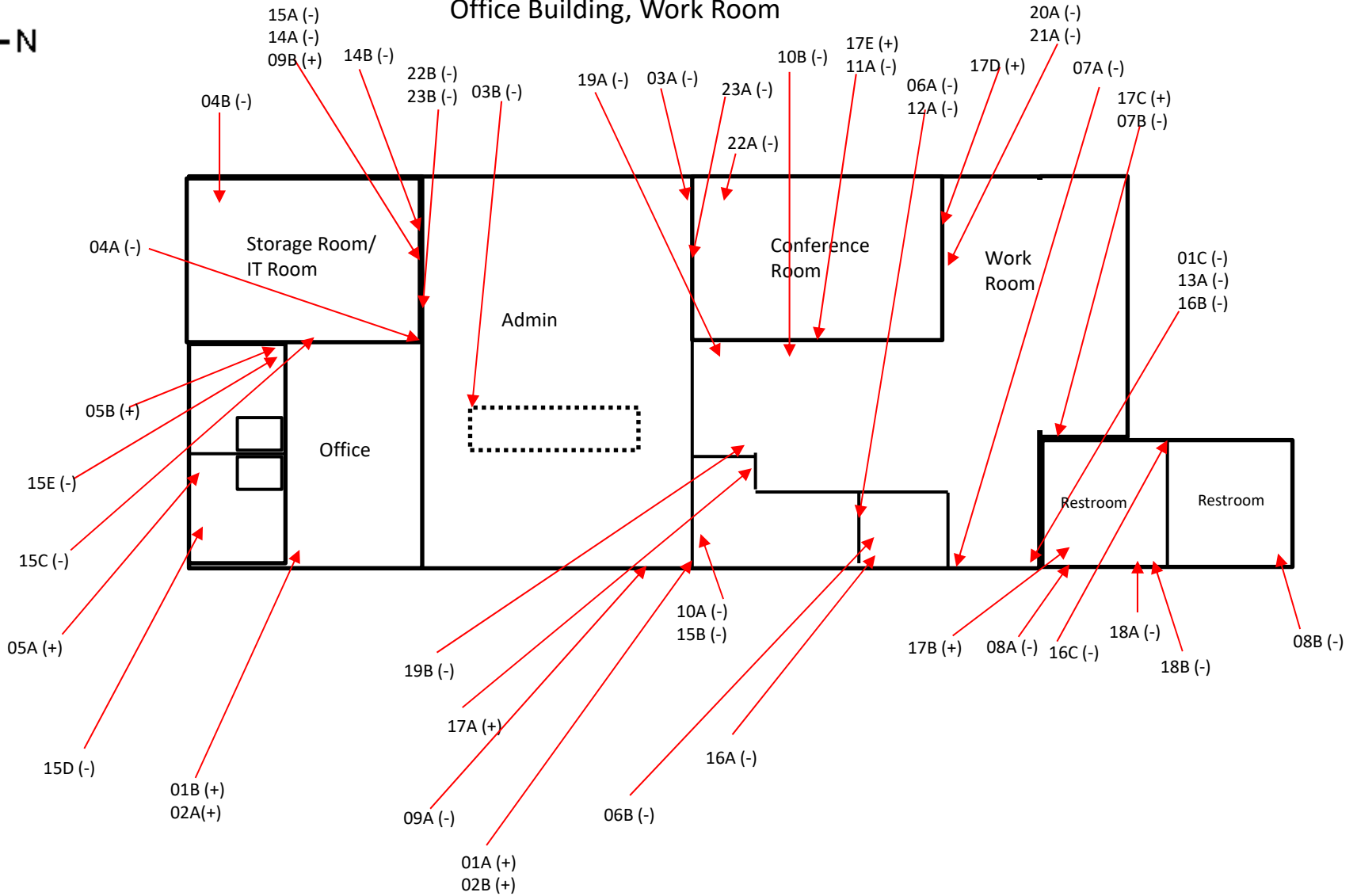
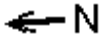
Please e-mail results at [mainoffice@entekgroup.com](mailto:mainoffice@entekgroup.com) and [jhernandez@entekgroup.com](mailto:jhernandez@entekgroup.com) as soon as available and include copy of submittal with those results.

SAMPLE #	MATERIAL DESCRIPTION/LOCATION
ECG-24-7283-176A	Beige-White HVAC Duct Seam Mastic / Classroom 10 & Library Building, Lower Roof, West
ECG-24-7283-176B	Beige-White HVAC Duct Seam Mastic / Classroom 10 & Library Building, Lower Roof, West
ECG-24-7283-177A	Vibration Dampener / Classroom 10 & Library Building, Lower Roof, West
ECG-24-7283-177B	Vibration Dampener / Classroom 10 & Library Building, Lower Roof, West
ECG-24-7283-178A	Gray Caulking / Roof, Office Building, Southwest
ECG-24-7283-178B	Gray Caulking / Roof, Office Building, Southeast
ECG-24-7283-179A	White Coated Rolled Asphalt Roofing / Roof, Therapy Building, South
ECG-24-7283-179B	White Coated Rolled Asphalt Roofing / Roof, Therapy Building, North
ECG-24-7283-179C	White Coated Rolled Asphalt Roofing / Roof, Therapy Building, East
ECG-24-7283-180A	White Penetration Mastic / Roof, Therapy Building, Southwest
ECG-24-7283-180B	White Penetration Mastic / Roof, Therapy Building, North
ECG-24-7283-181A	White Coated HVAC Seam Mastic / Roof, Therapy Building, South
ECG-24-7283-181B	White Coated HVAC Seam Mastic / Roof, Therapy Building, West
ECG-24-7283-182A	White-Gray HVAC Seam Mastic / Roof, Therapy Building, East
ECG-24-7283-182B	White-Gray HVAC Seam Mastic / Roof, Therapy Building, West

<https://entekgroupinc.sharepoint.com/sites/Entekgroup/Shared Documents/Clients/Sacramento City USD/24-7283 Bowling Gm McCoy Chacon Lge & Sc Academy - AsbPb/Bulk Asb/Bulk Asb Rqst Portrait 7-29-24.docx>

**Delivered by:**  **Date:** 8/12/24 **Time:** 1:20 AM/PM  
**Received by:** STEVEN CASTILLO  **Date:** 8/13/24 **Time:** 9:45 AM/PM

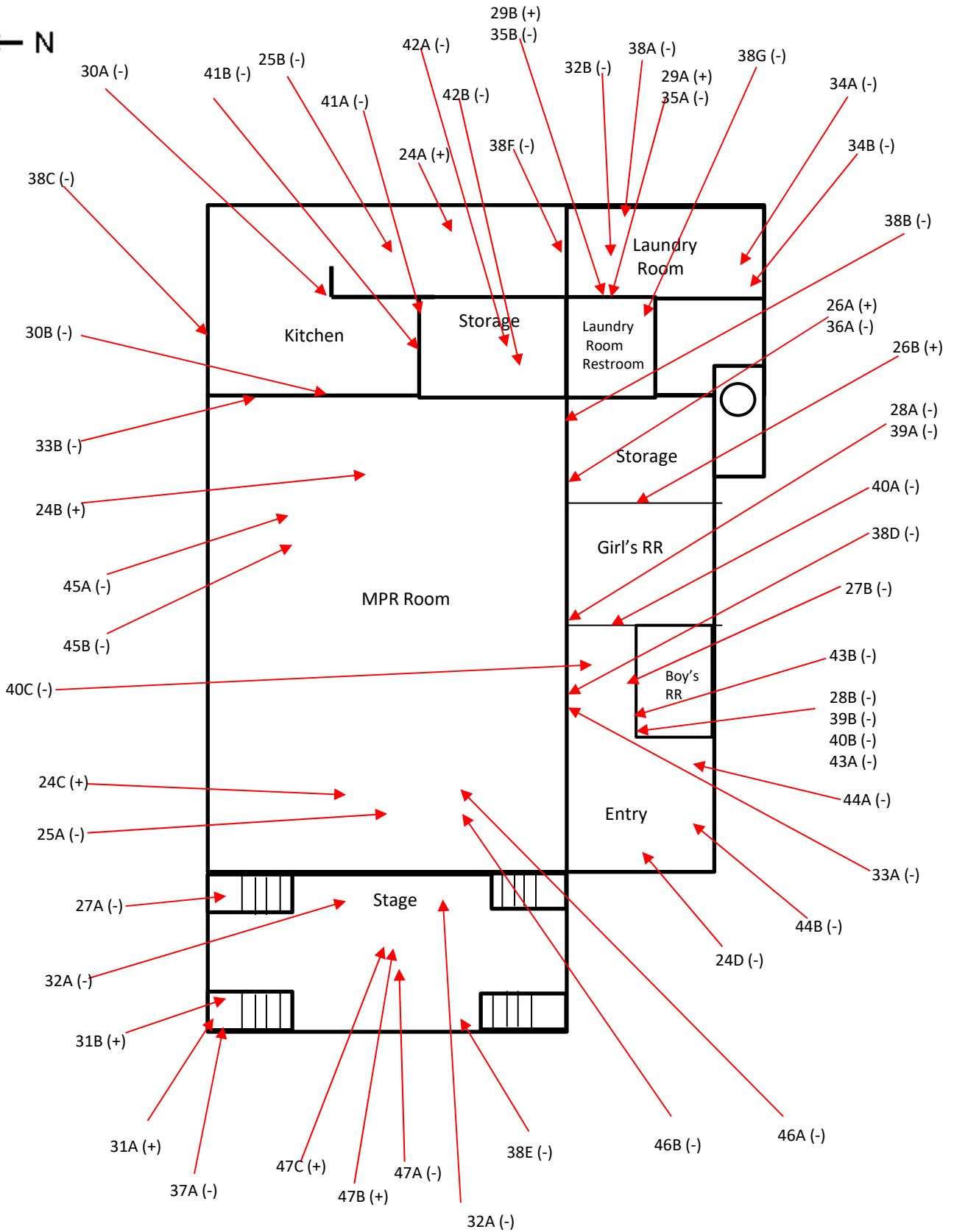

# Office Building, Work Room



Sacramento City Unified School District  
 Bowling Green Chacon Language & Science Academy  
 6807 Franklin Blvd  
 Sacramento, CA 95823

Entek Consulting Group, Inc.  
 4200 Rocklin Road, Suite 7  
 Rocklin, CA 95677  
 Map Not to Scale

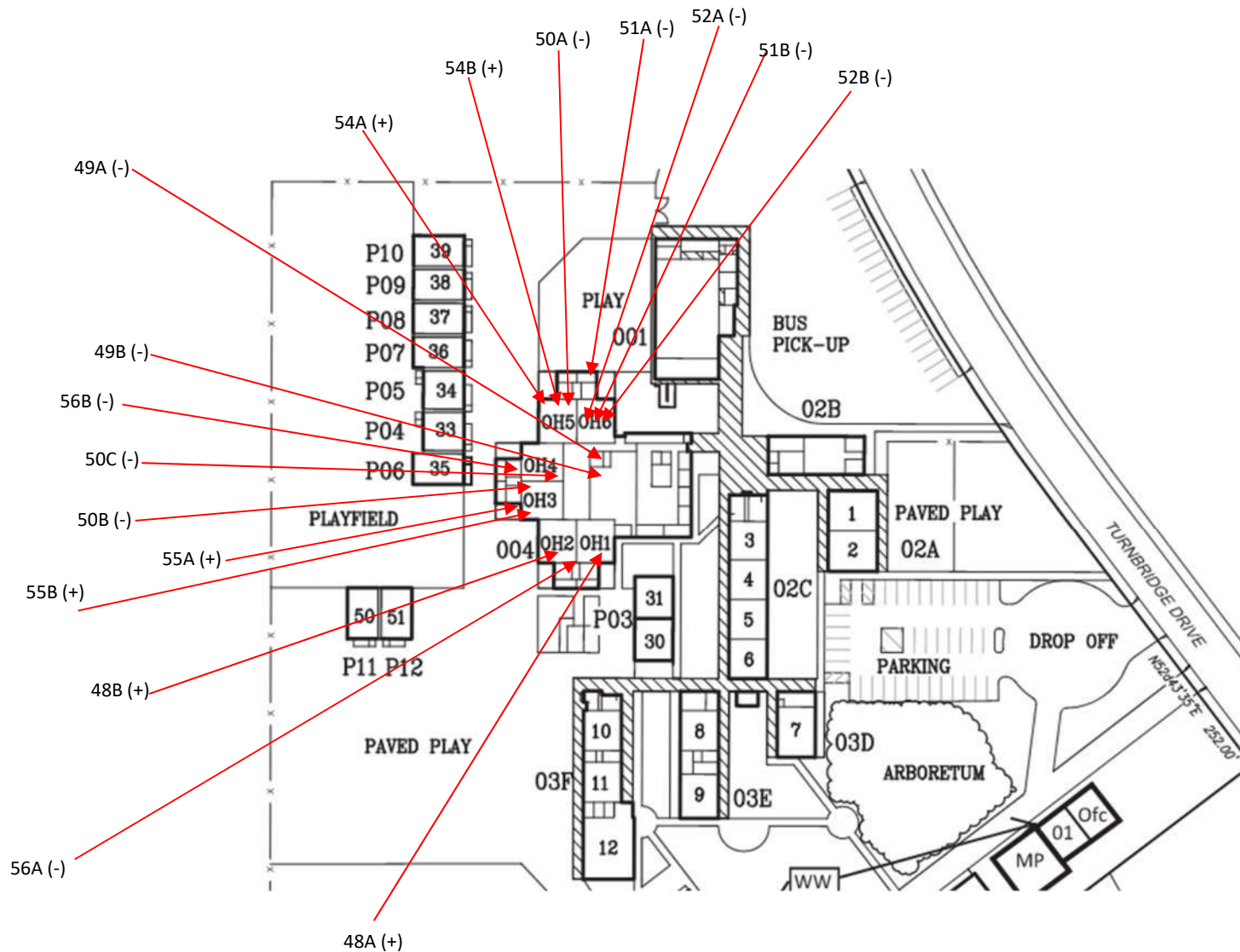
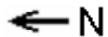
Asbestos Bulk Sample Locations  
 Collected by Jose Hernandez and Gerald Morales  
 On July 29, 2024, to August 2, 2024  
 Project Number 24-7283



Sacramento City Unified School District  
Bowling Green Chacon Language & Science  
Academy  
6807 Franklin Blvd  
Sacramento, CA 95823

Entek Consulting Group, Inc.  
4200 Rocklin Road, Suite 7  
Rocklin CA 95677  
Map Not to Scale

Asbestos Bulk Sample Locations  
Collected by Jose Hernandez and Gerald  
Moralez  
On July 29, 2024, to August 2, 2024  
Project Number 24-7283

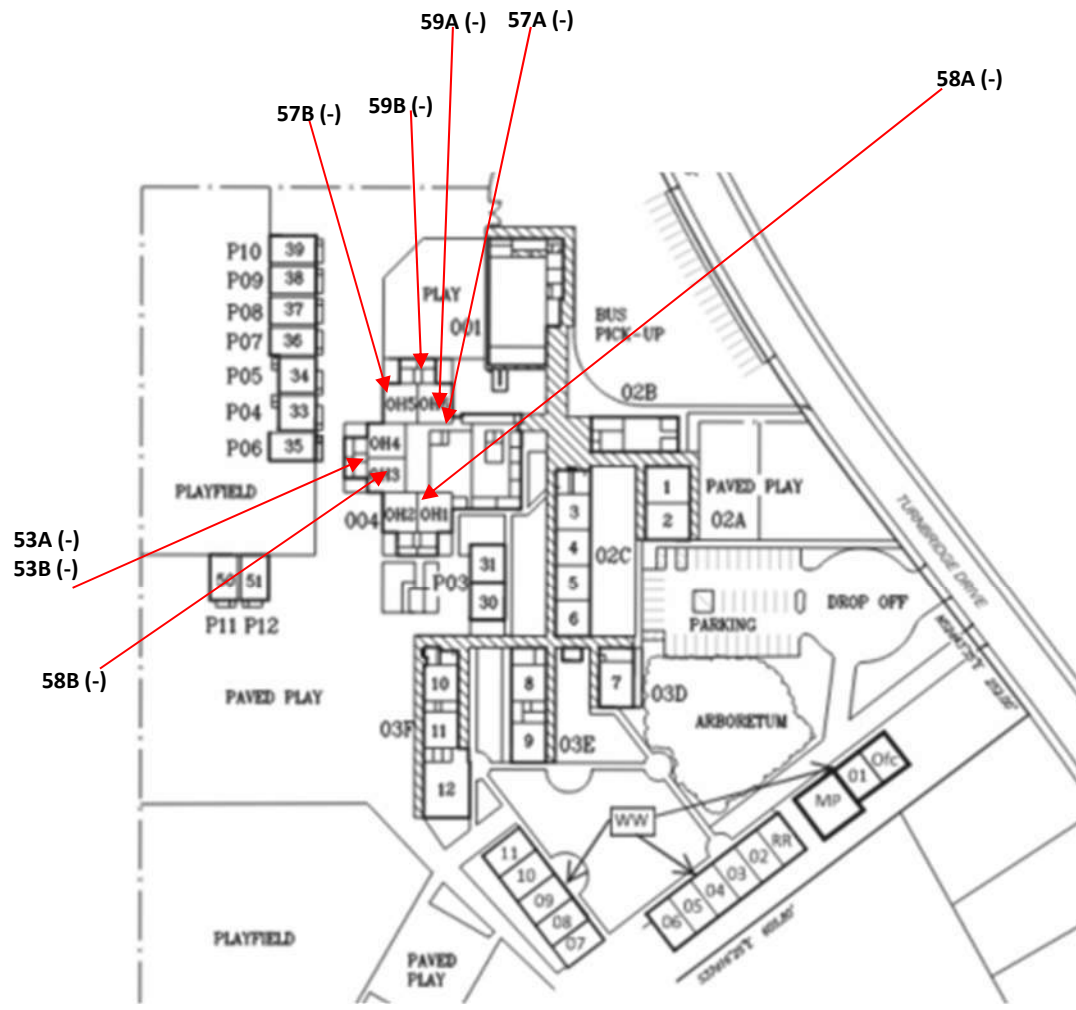


Sacramento City Unified School District  
Bowling Green Chacon Language & Science Academy  
6807 Franklin Blvd  
Sacramento, CA 95823

Entek Consulting Group, Inc.  
4200 Rocklin Road, Suite 7  
Rocklin, CA 95677  
Map Not to Scale

Asbestos Bulk Sample Locations  
Collected by Jose Hernandez and Gerald Morales  
On July 29, 2024, to August 2, 2024  
Project Number 24-7283

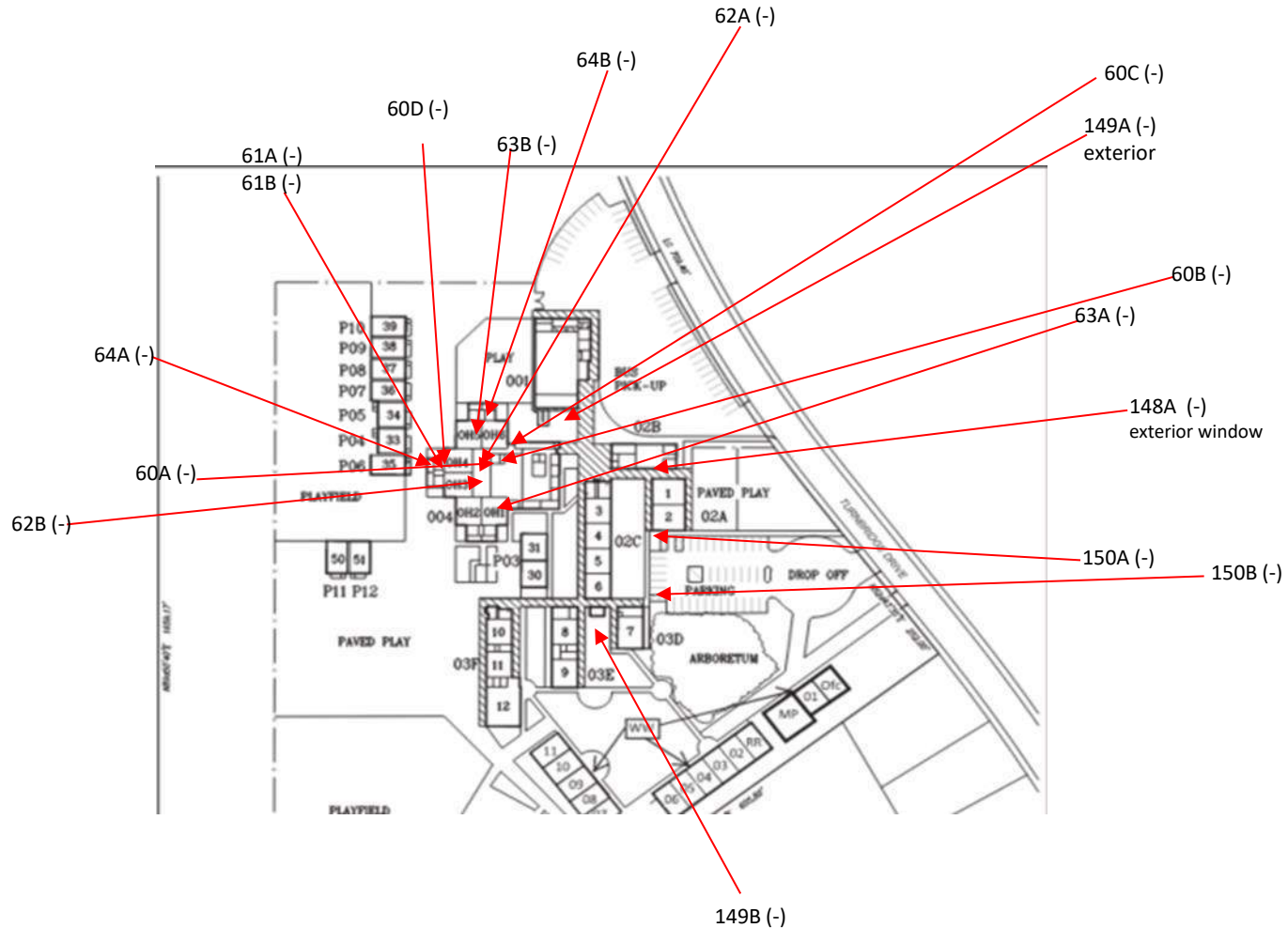




Sacramento City Unified School District  
Bowling Green Chacon Language & Science Academy  
6807 Franklin Blvd  
Sacramento, CA 95823

Entek Consulting Group, Inc.  
4200 Rocklin Road, Suite 7  
Rocklin, CA 95677  
Map Not to Scale

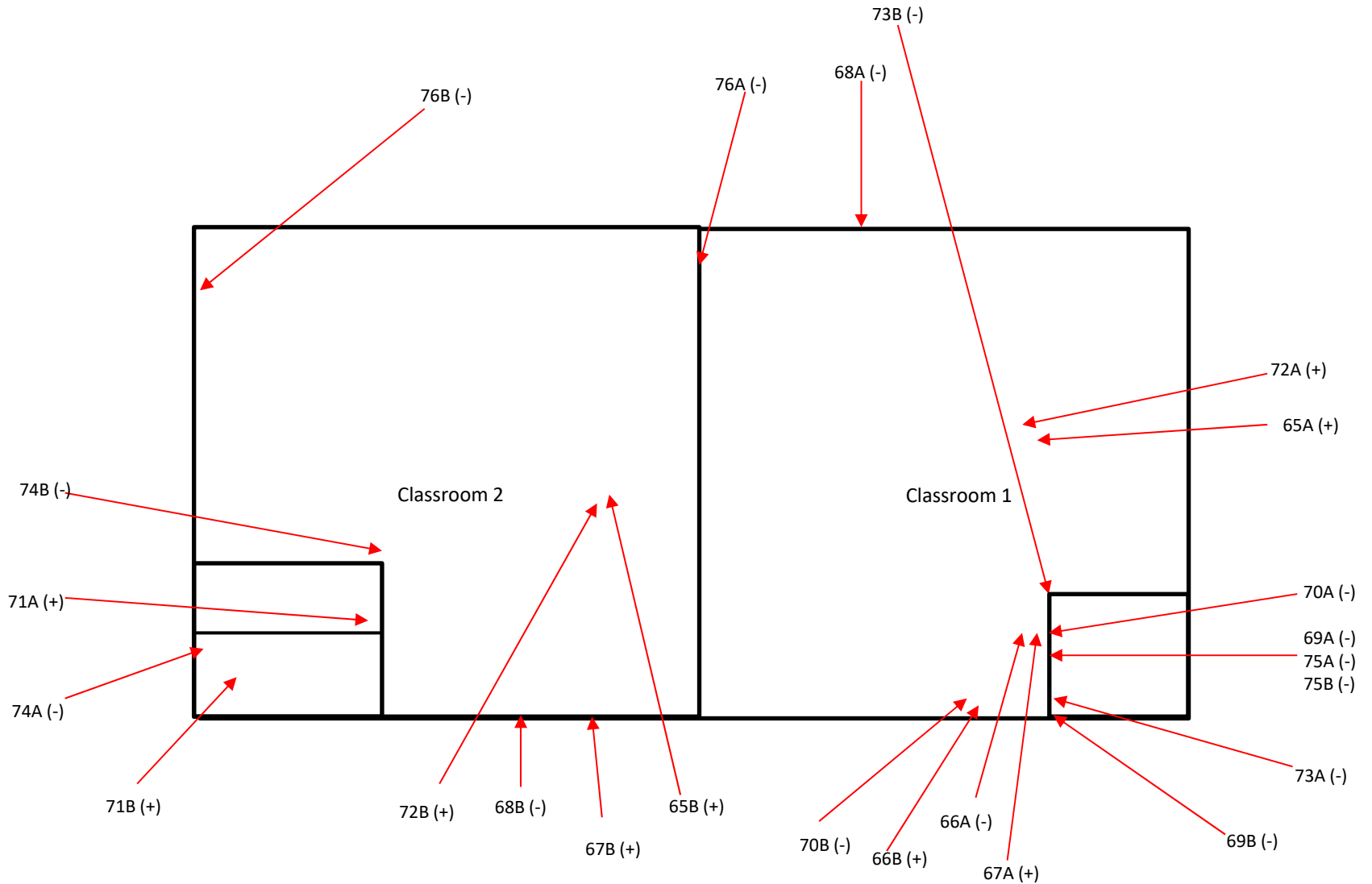
Asbestos Bulk Sample Locations  
Collected by Jose Hernandez and Gerald Morales  
On July 29, 2024, to August 2, 2024  
Project Number 24-7283



Sacramento City Unified School District  
Bowling Green Chacon Language & Science Academy  
6807 Franklin Blvd  
Sacramento, CA 95823

Entek Consulting Group, Inc.  
4200 Rocklin Road, Suite 7  
Rocklin, CA 95677  
Map Not to Scale

Asbestos Bulk Sample Locations  
Collected by Jose Hernandez and Gerald Morales  
On July 29, 2024, to August 2, 2024  
Project Number 24-7283



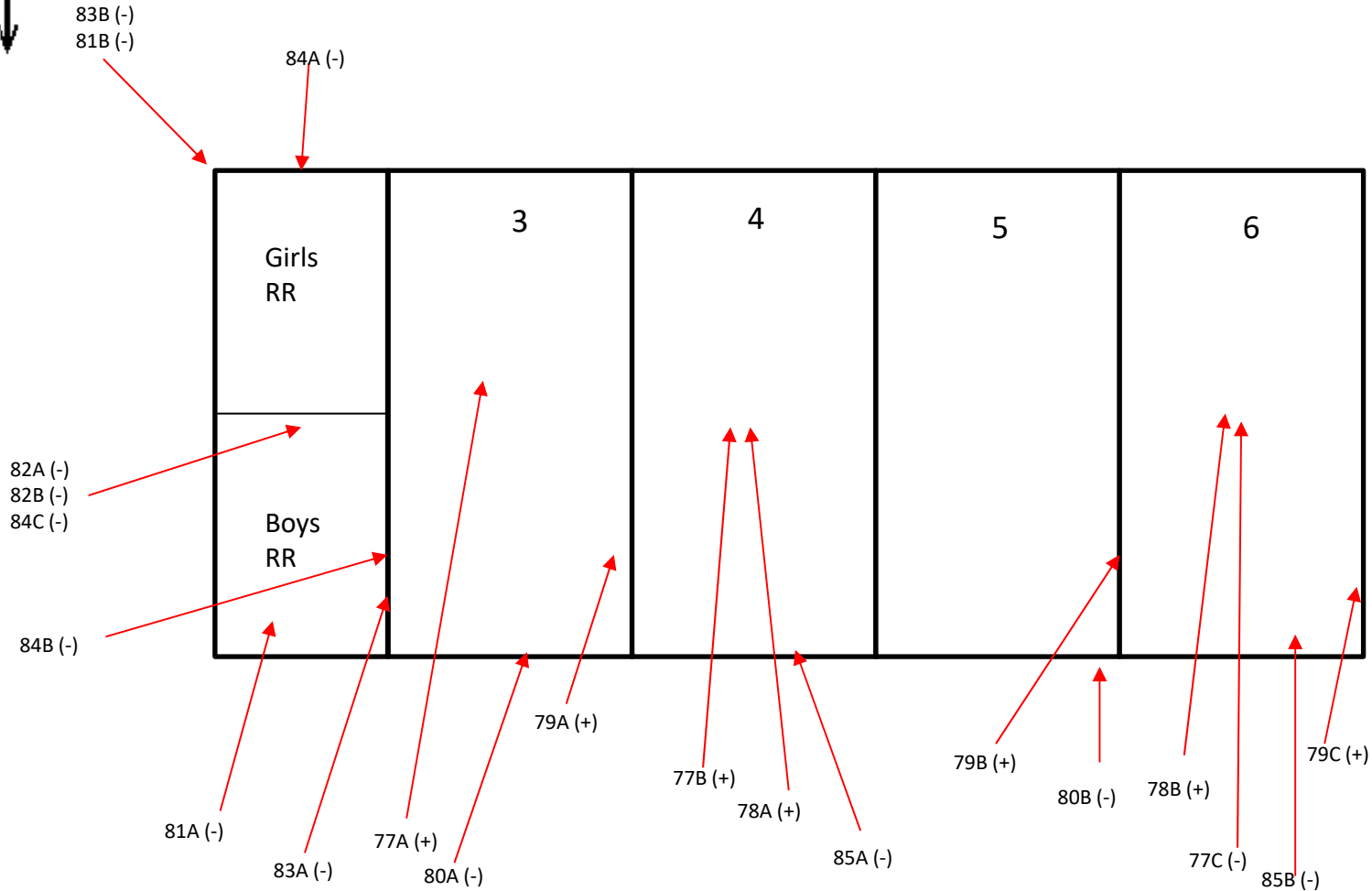
Sacramento City Unified School District  
Bowling Green Chacon Language & Science Academy  
6807 Franklin Blvd  
Sacramento, CA 95823

Entek Consulting Group, Inc.  
4200 Rocklin Road, Suite 7  
Rocklin, CA 95677  
Map Not to Scale

Asbestos Bulk Sample Locations  
Collected by Jose Hernandez and Gerald Morales  
On July 29, 2024, to August 2, 2024  
Project Number 24-7283

# Classrooms 3-6, Restrooms

N



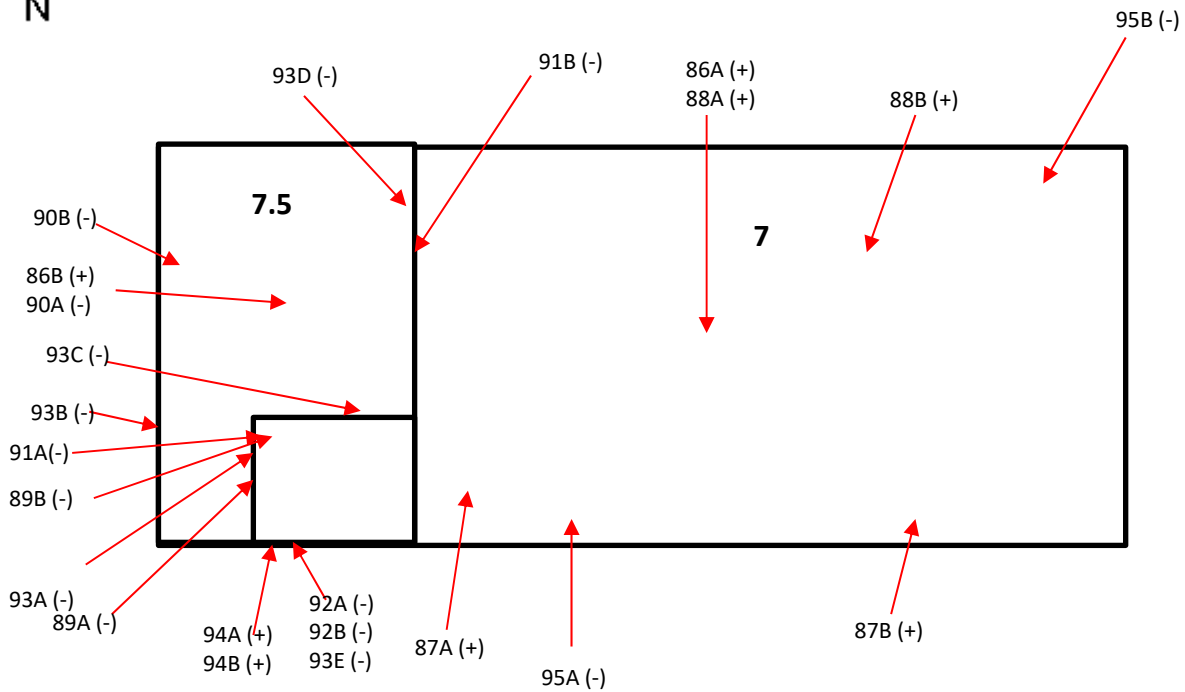
Sacramento City Unified School District  
Bowling Green Chacon Language & Science Academy  
6807 Franklin Blvd  
Sacramento, CA 95823

Entek Consulting Group, Inc.  
4200 Rocklin Road, Suite 7  
Rocklin, CA 95677  
Map Not to Scale

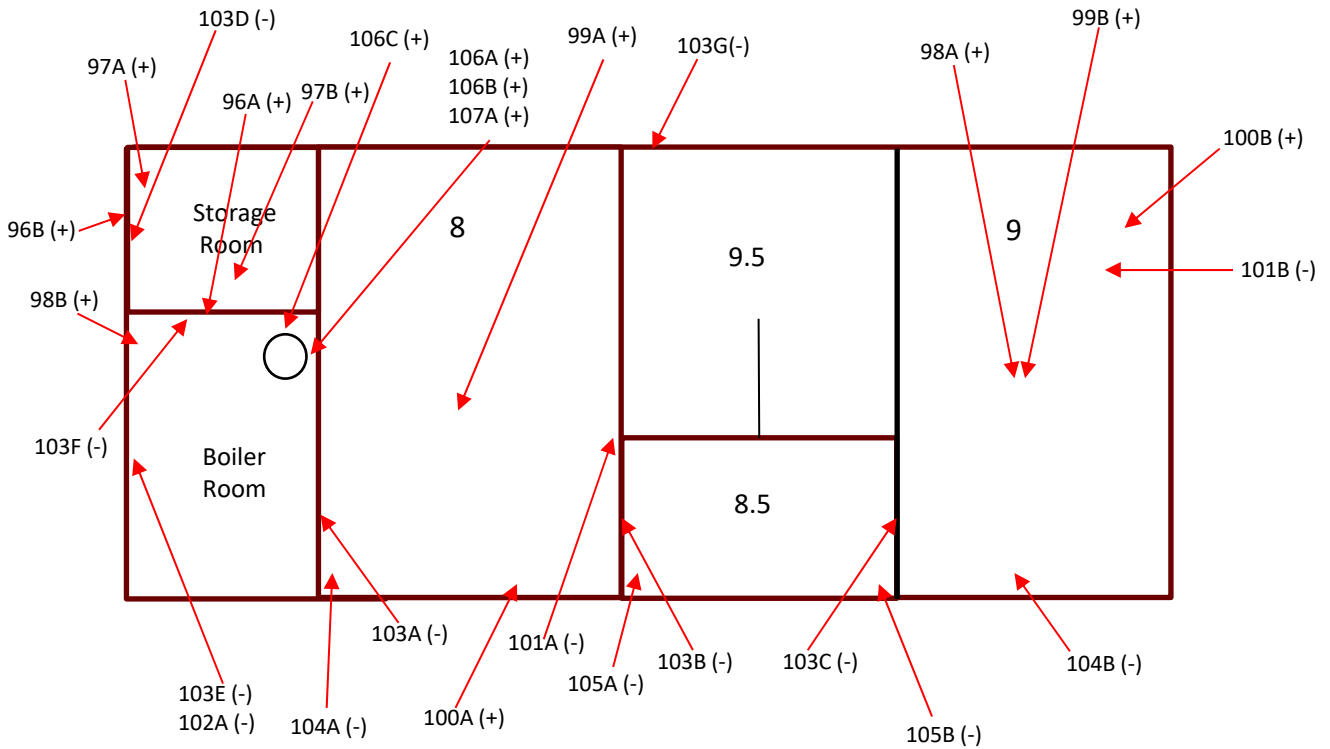
Asbestos Bulk Sample Locations  
Collected by Jose Hernandez and Gerald Morales  
On July 29, 2024, to August 2, 2024  
Project Number 24-7283



# Classrooms 7 & 7.5



# Classrooms 8, 9, 9.5

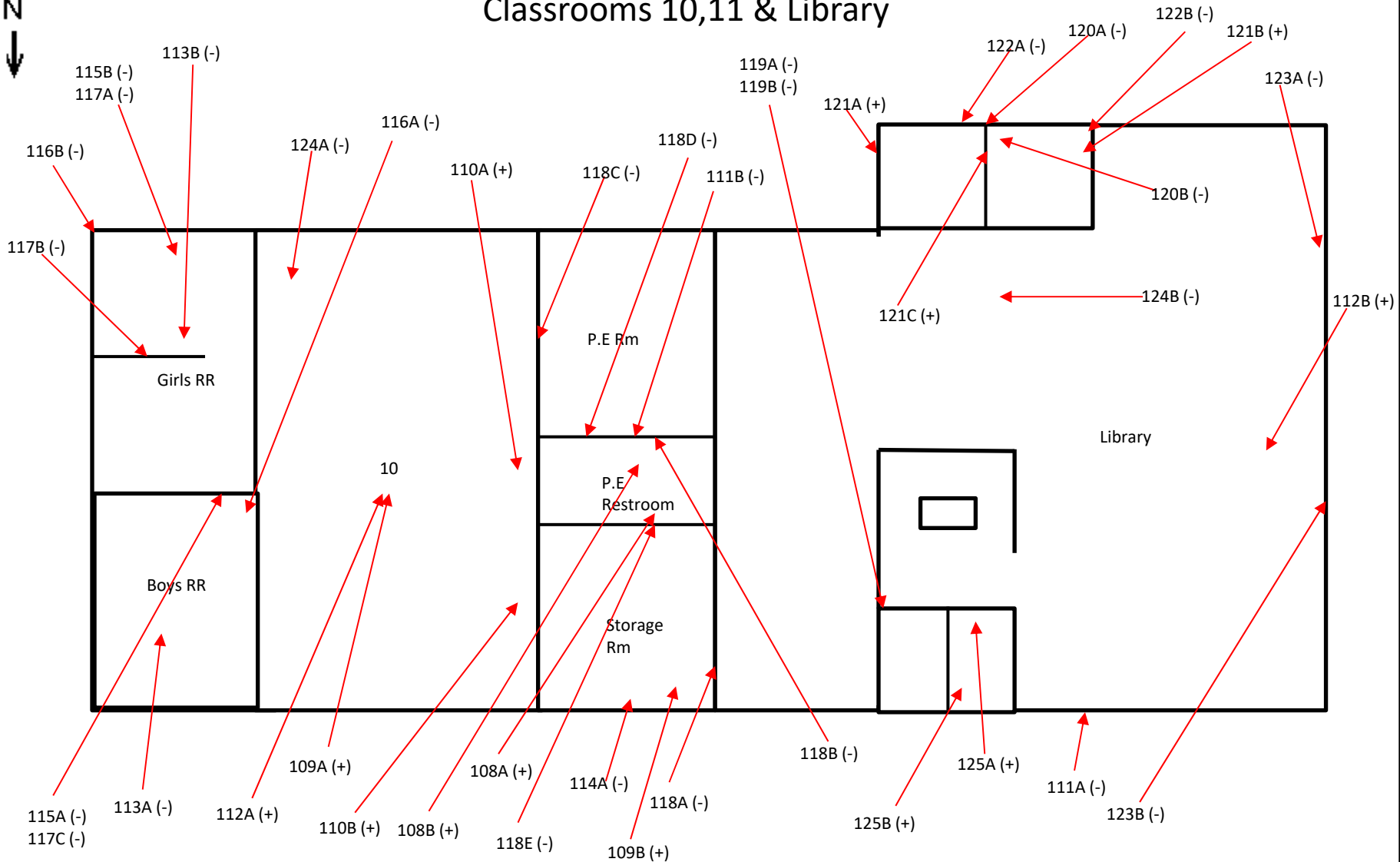


Sacramento City Unified School District  
Bowling Green Chacon Language & Science  
Academy  
6807 Franklin Blvd  
Sacramento, CA 95823

Entek Consulting Group, Inc.  
4200 Rocklin Road, Suite 7  
Rocklin CA 95677  
Map Not to Scale

Asbestos Bulk Sample Locations  
Collected by Jose Hernandez and Gerald  
Moralez  
On July 29, 2024, to August 2, 2024  
Project Number 24-7283

# Classrooms 10,11 & Library

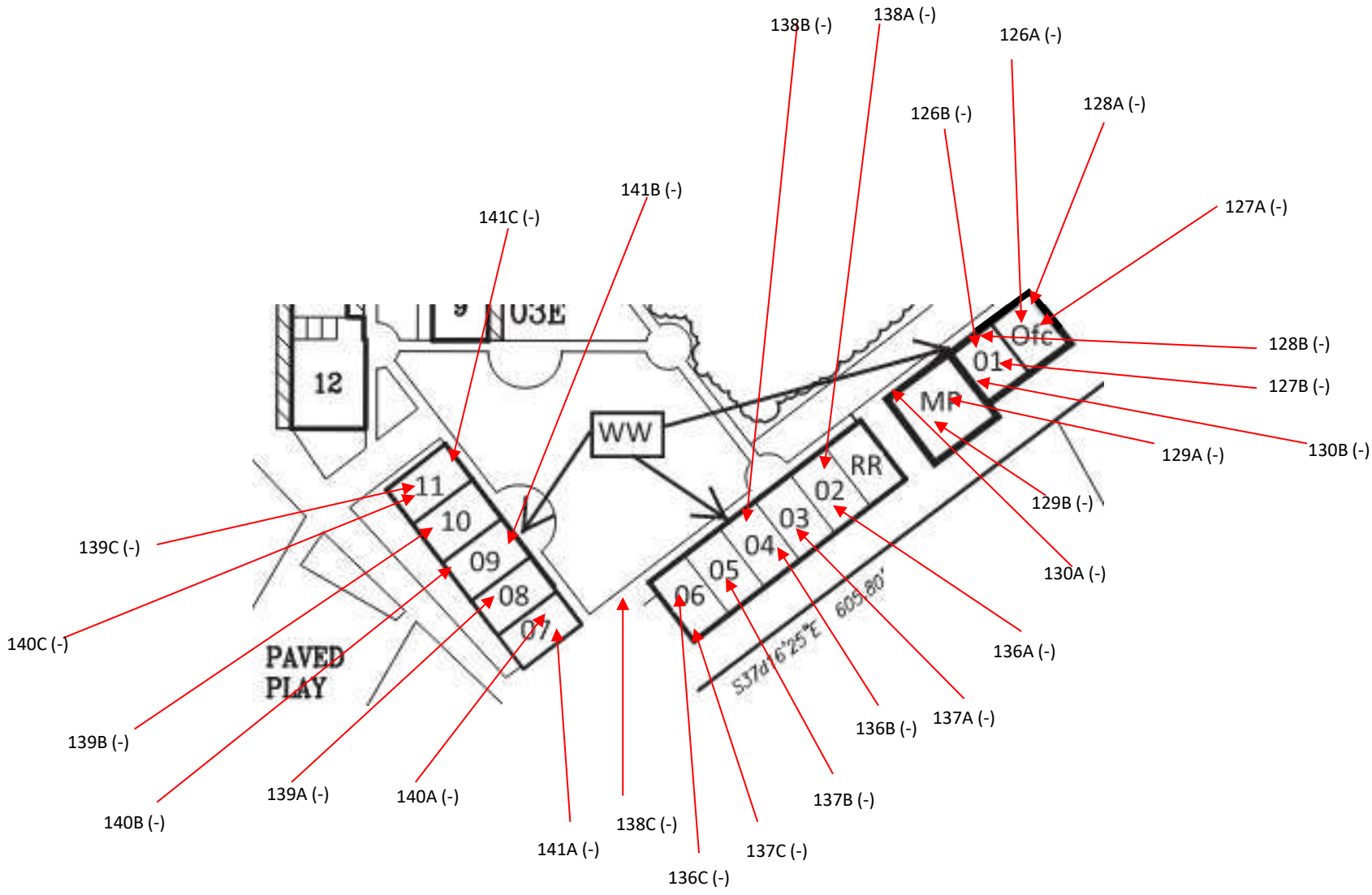


Sacramento City Unified School District  
 Bowling Green Chacon Language & Science Academy  
 6807 Franklin Blvd  
 Sacramento, CA 95823

Entek Consulting Group, Inc.  
 4200 Rocklin Road, Suite 7  
 Rocklin, CA 95677  
 Map Not to Scale

Asbestos Bulk Sample Locations  
 Collected by Jose Hernandez and Gerald Morales  
 On July 29, 2024, to August 2, 2024  
 Project Number 24-7283

# WW Portables

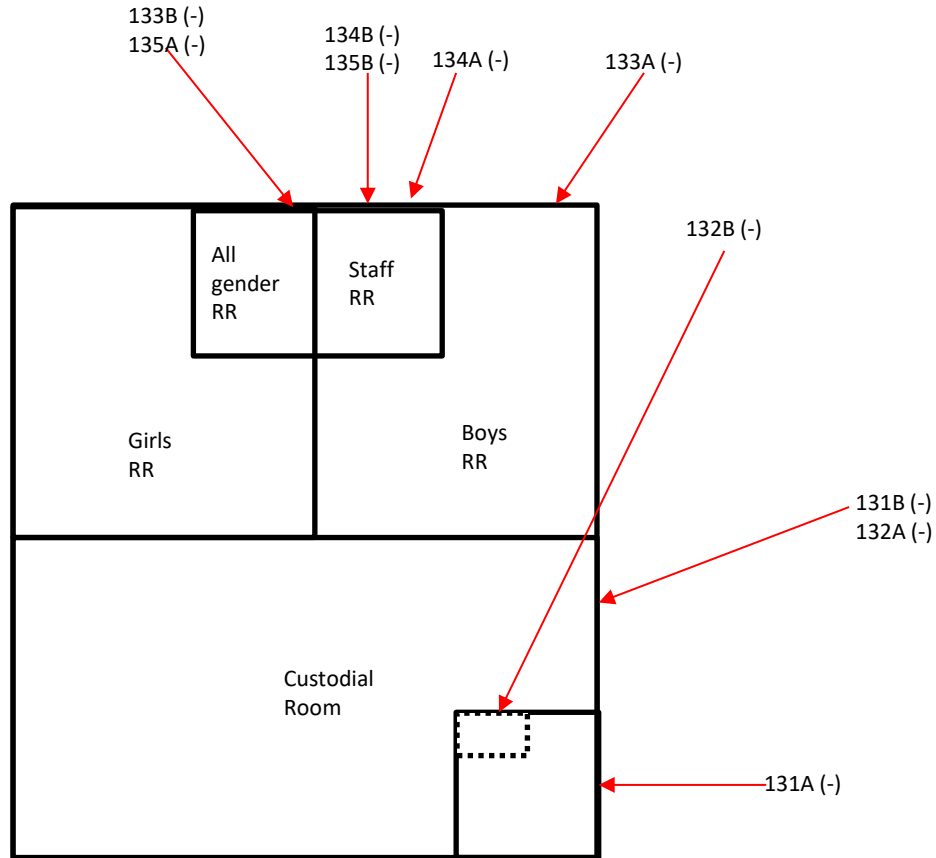


Sacramento City Unified School District  
 Bowling Green Chacon Language & Science Academy  
 6807 Franklin Blvd  
 Sacramento, CA 95823

Entek Consulting Group, Inc.  
 4200 Rocklin Road, Suite 7  
 Rocklin, CA 95677  
 Map Not to Scale

Asbestos Bulk Sample Locations  
 Collected by Jose Hernandez and Gerald Morales  
 On July 29, 2024, to August 2, 2024  
 Project Number 24-7283

# Restrooms–Portable-Custodial Room

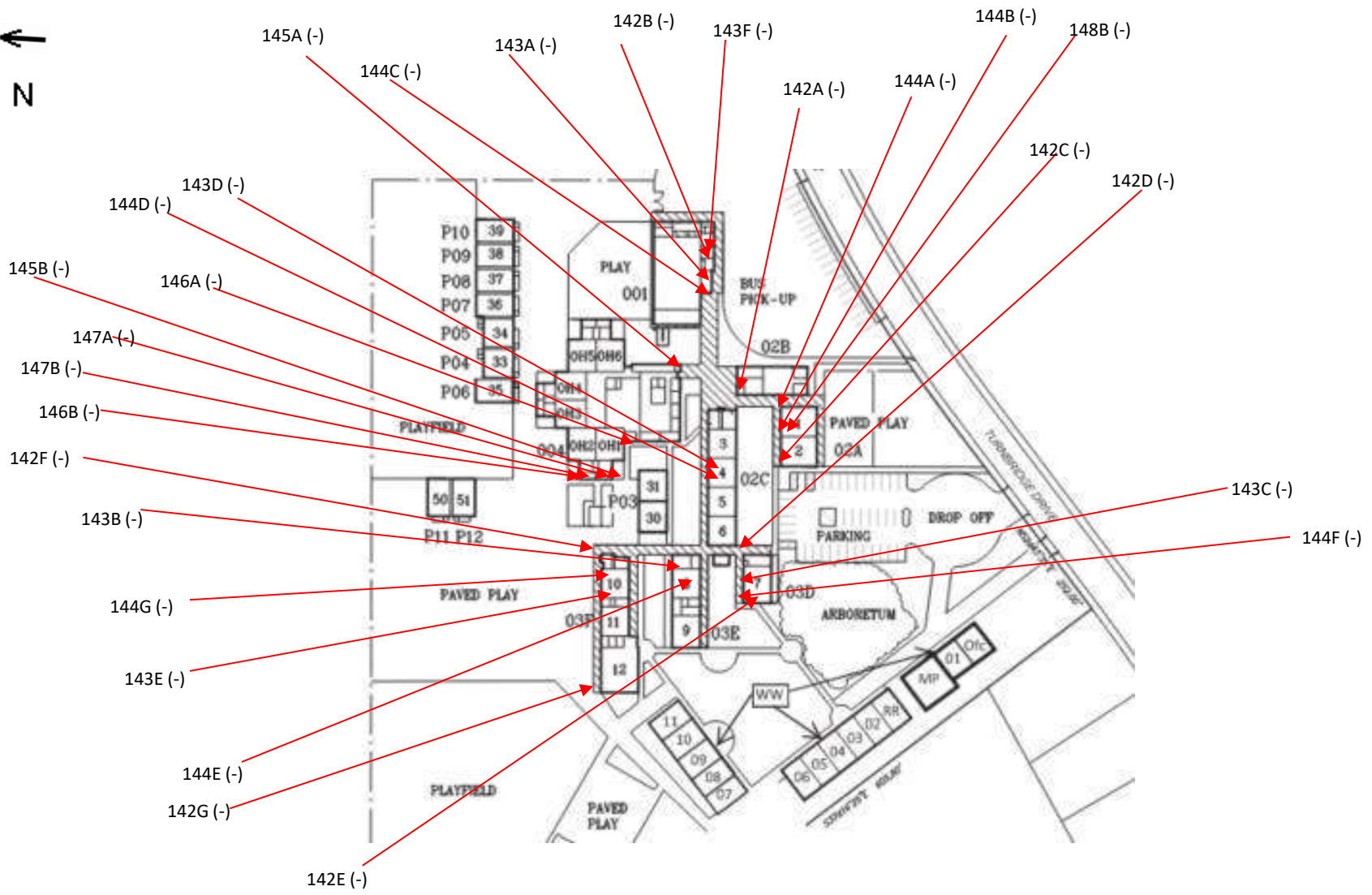


Sacramento City Unified School District  
Bowling Green Chacon Language & Science Academy  
6807 Franklin Blvd  
Sacramento, CA 95823

Entek Consulting Group, Inc.  
4200 Rocklin Road, Suite 7  
Rocklin, CA 95677  
Map Not to Scale

Asbestos Bulk Sample Locations  
Collected by Jose Hernandez and Gerald Morales  
On July 29, 2024, to August 2, 2024  
Project Number 24-7283



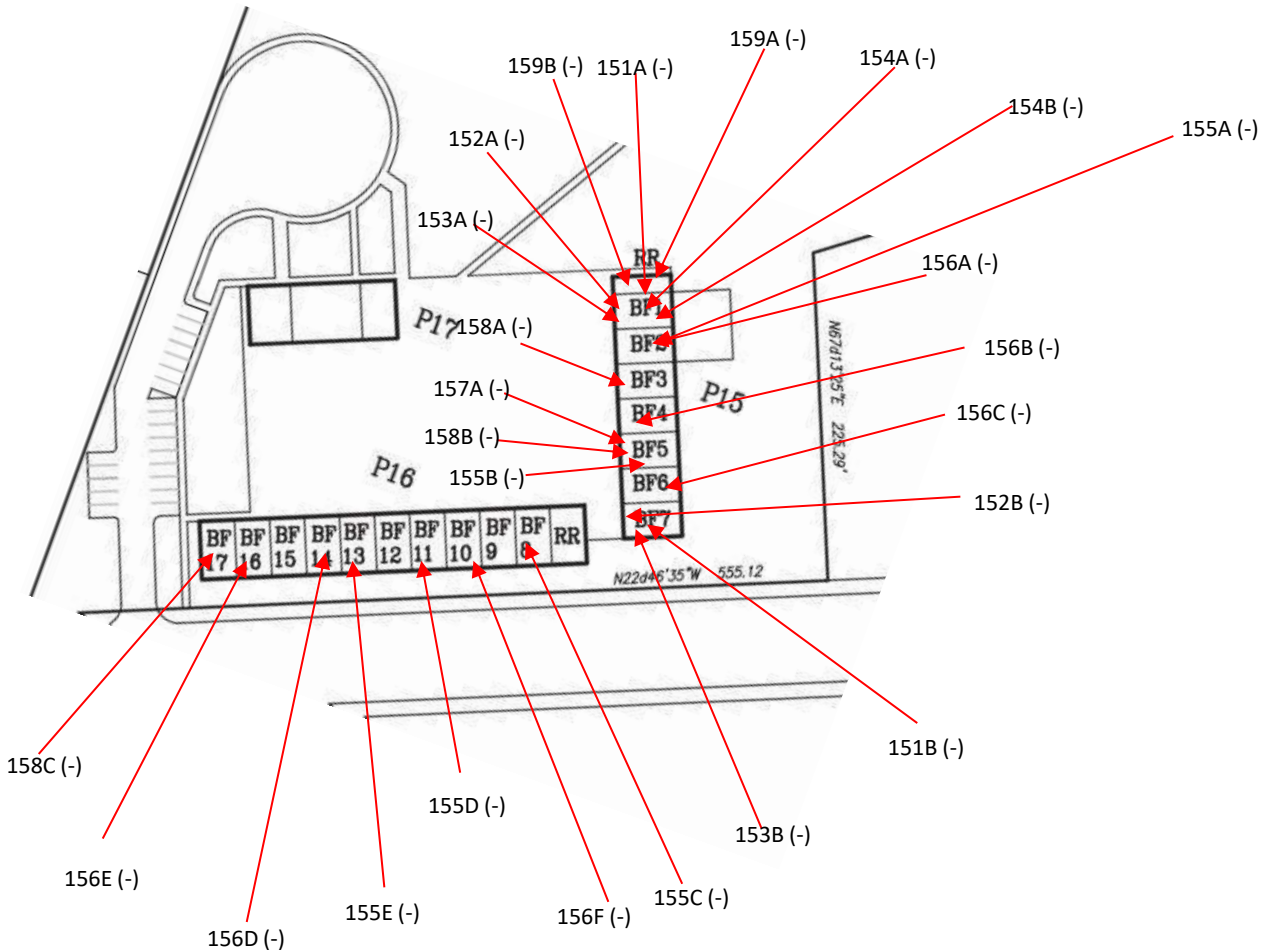


Sacramento City Unified School District  
Bowling Green Chacon Language & Science Academy  
6807 Franklin Blvd  
Sacramento, CA 95823

Entek Consulting Group, Inc.  
4200 Rocklin Road, Suite 7  
Rocklin, CA 95677  
Map Not to Scale

Asbestos Bulk Sample Locations  
Collected by Jose Hernandez and Gerald Morales  
On July 29, 2024, to August 2, 2024  
Project Number 24-7283

# BF Portables



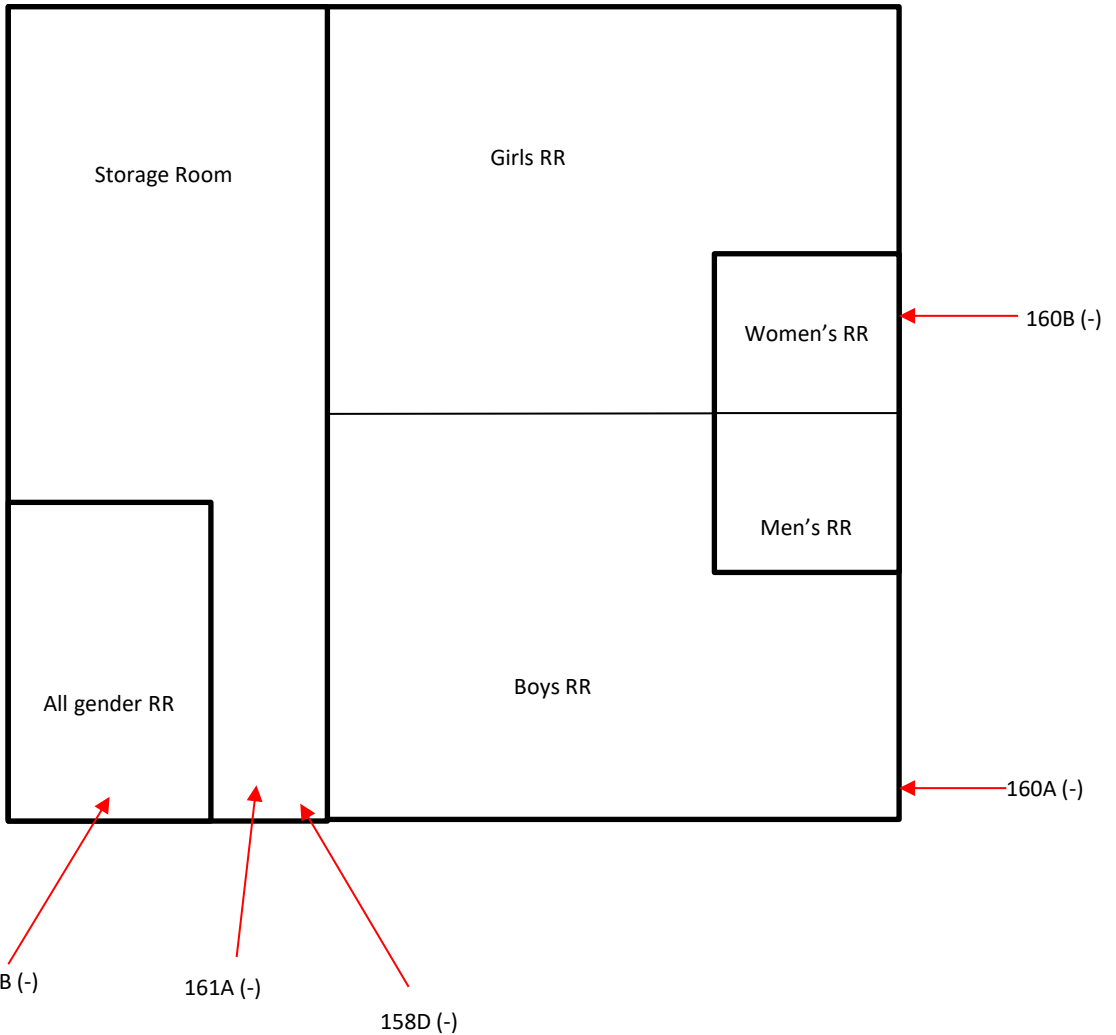
Sacramento City Unified School District  
 Bowling Green Chacon Language & Science Academy  
 6807 Franklin Blvd  
 Sacramento, CA 95823

Entek Consulting Group, Inc.  
 4200 Rocklin Road, Suite 7  
 Rocklin, CA 95677  
 Map Not to Scale

Asbestos Bulk Sample Locations  
 Collected by Jose Hernandez and Gerald Morales  
 On July 29, 2024, to August 2, 2024  
 Project Number 24-7283



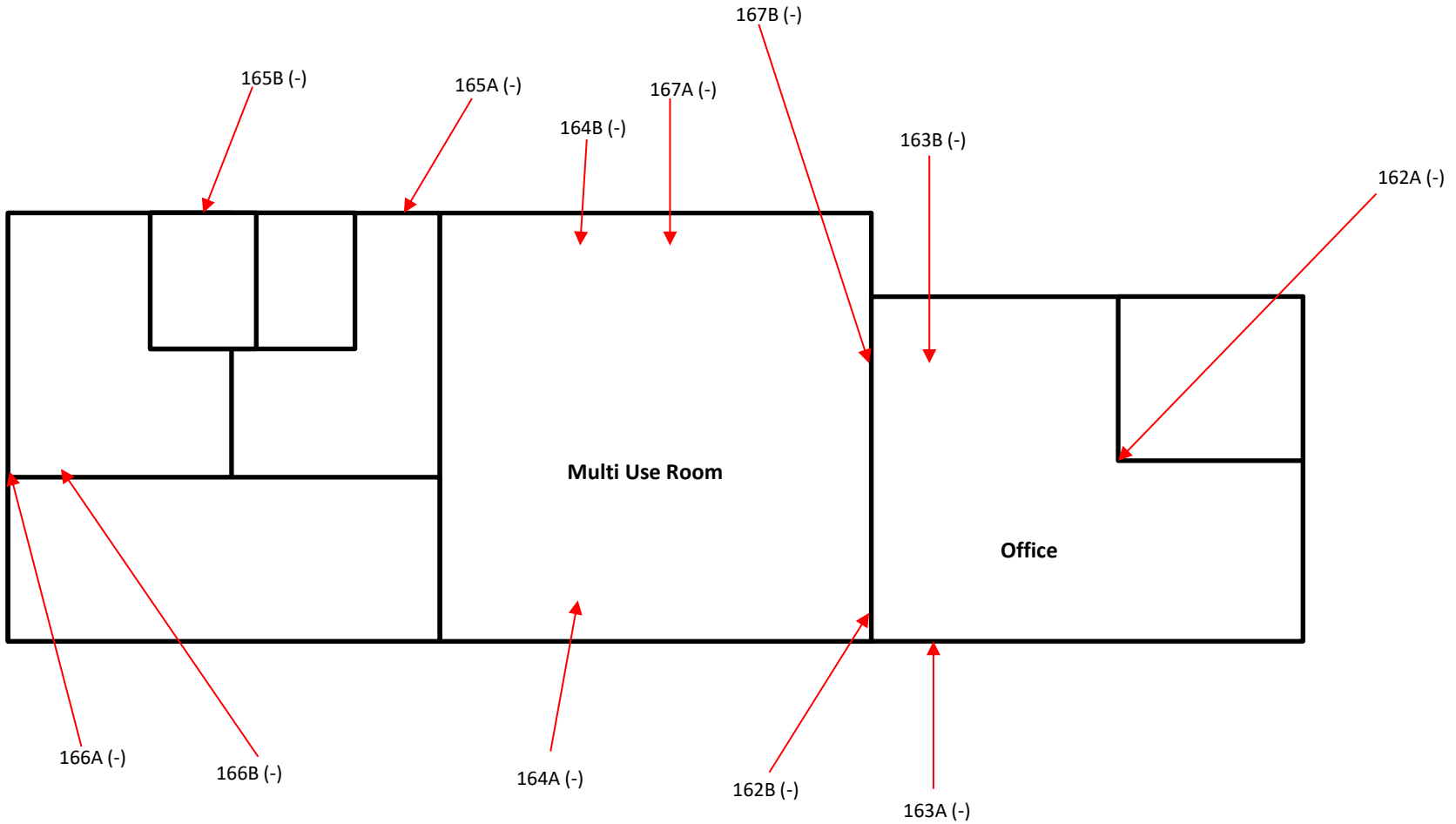
# Rest Rooms - Portables



Sacramento City Unified School District  
Bowling Green Chacon Language & Science  
Academy  
6807 Franklin Blvd  
Sacramento, CA 95823

Entek Consulting Group, Inc.  
4200 Rocklin Road, Suite 7  
Rocklin CA 95677  
Map Not to Scale

Asbestos Bulk Sample Locations  
Collected by Jose Hernandez  
and Gerald Moralez  
On July 29, 2024, to August 2, 2024  
Project Number 24-7283



Sacramento City Unified School District  
Bowling Green Chacon Language & Science Academy  
6807 Franklin Blvd  
Sacramento, CA 95823

Entek Consulting Group, Inc.  
4200 Rocklin Road, Suite 7  
Rocklin, CA 95677  
Map Not to Scale


Asbestos Bulk Sample Locations  
Collected by Jose Hernandez and Gerald Morales  
On July 29, 2024, to August 2, 2024  
Project Number 24-7283



# Asbestos Survey Form

(See Instructions)

777 12<sup>th</sup> Street, 3<sup>rd</sup> Floor  
 Sacramento, CA 95814  
 Office (916) 874-4800  
 Fax (916) 874-4899  
 Email:  
[asbestos@airquality.org](mailto:asbestos@airquality.org)

<b>1. Purpose of Survey</b>		<input type="checkbox"/> Renovation		<input type="checkbox"/> Demolition		
<b>2. Facility Information</b>						
Project Area(s) Description						
Address			City		# of Structures	
<b>3. Owner Information</b>						
Name						
Address			City/State		Zip	
Contact		Phone		Fax	Email	
<b>4. Consultant Information</b>			<b>Survey Date(s):</b>			
Company Name    Entek Consulting Group, Inc.						
Name				DOSH #		
Address 4200 Rocklin Road, Suite 7			City/State Rocklin, California		Zip 95677	
Phone (916) 632-6800		Fax (916) 632-6812		Email		
				Signature 		
<b>5. Client Information (If different than owner)</b>			<input type="checkbox"/> General Contractor		<input type="checkbox"/> Insurance Company	
<input type="checkbox"/> Architect			<input type="checkbox"/> Property Manager		<input type="checkbox"/> Other _____	
Name						
Address			City/State		Zip    95678	
Contact		Phone		Fax	Email	
<b>6. Have all of the suspect materials that will be disturbed been sampled?</b>					<input checked="" type="checkbox"/> Yes <input type="checkbox"/> No	
If no, explain why:						
<b>7. Summary of Total Asbestos Containing Material (ACM) Findings</b>						
<b>Regulated Asbestos Containing Material (RACM)</b> <small>(Includes materials subject to known mechanical removal and fire damaged materials)</small>			<b>Category II</b>		<b>Category I</b>	
Square Ft.	Linear Ft.	Cubic Ft.	Square Ft.	Linear Ft.	Square Ft.	Linear Ft.
<b>To receive future SMAQMD Rule updates and changes affecting your industry (check one box):</b>						
<input type="checkbox"/> Please send e-mail notices to			<input type="checkbox"/> I will sign up myself at <a href="http://www.airquality.org/listserve/">www.airquality.org/listserve/</a> to receive emailed notices.			
<input checked="" type="checkbox"/> I am already subscribed.		<input type="checkbox"/> I want the District to mail notices to the address on this application:		<input type="checkbox"/> Owner <input type="checkbox"/> Consultant		

# Asbestos Renovation/Demolition Notification Form

<b>1</b>	Building Department Permit Application # (if known) : _____	<input type="checkbox"/> Renovation (Do not complete Section 5) <input type="checkbox"/> Demolition (Complete all sections) <input type="checkbox"/> Ordered Demo - Attach ordered demo letter <input type="checkbox"/> Emergency Demo - SMAQMD Emergency #: _____
----------	--	---

<b>2</b>	Contractor	Owner
	Address	Address
	City, State / Zip	City, State / Zip
	Email	Email
	Telephone	Telephone

<b>3</b>	Structure Name	Renovation Area	# of Floors
	Project Address	City / Zip	Year Built

<b>4</b>	Preference for return of form	<input type="checkbox"/> E-mail : _____	<input type="checkbox"/> Other : _____
----------	-------------------------------	---	--


**DEMOLITION ONLY** – Start date must be at least 10 working days from the day of your postmark or hand delivery of this form.

<b>5</b>	Start Date _____/_____/_____	Revision # 1 2 3 4 5 6 7 8 9 (circle)
	Completion Date _____/_____/_____	New Start Date _____/_____/_____
		New Completion Date _____/_____/_____
Method of Demo (Check Applicable): <input type="checkbox"/> Manual/Hand Tools <input type="checkbox"/> Mechanical/Heavy Equipment <input type="checkbox"/> Other		
Procedure to be followed if RACM is found or Category II material becomes friable:		

*I have read and understand the directions. The information on this form is true and accurate.  
 I certify that the asbestos survey conducted represents the facility as built.*

<b>6</b>	Applicant Name (Print)	<input type="checkbox"/> Owner <input type="checkbox"/> Rep / Agent <input type="checkbox"/> Contractor	Permit may be issued on:
	Phone Number		
	Applicant's Signature	Date	

**Have DOSH Consultant complete and sign below OR attach completed Asbestos Survey Form and Consultant's report.**

<b>CONSULTANT USE ONLY</b>	Company Name	Telephone	
	Surveyor Name	DOSH #	Survey Date
	Analytical Method	Pt Count Materials <10%? <input type="checkbox"/> Yes <input type="checkbox"/> No <input type="checkbox"/> Declined by Client	
	Amount of RACM	Square Feet	Linear Feet
	Amount of Category I		Amount of Category II
	Project Address		City
	Suspect Materials Present? <input type="checkbox"/> Yes <input type="checkbox"/> No		Zip
			Consultant's Signature 

**SMAQMD USE ONLY**

Date Received / Date Postmarked \_\_\_\_\_ Date Approved & Returned \_\_\_\_\_

Project # \_\_\_\_\_ Check # \_\_\_\_\_ Receipt # \_\_\_\_\_ Amount Paid \_\_\_\_\_ Staff \_\_\_\_\_

## **APPENDIX B**

### **LEAD RELATED DOCUMENTS**

- Lead in Paint Samples Analysis Report From Eurofins/EMLab P&K-Tustin
- Bulk Lead Material Analysis Request Form for Entek
- Lead Bulk Sample Location Drawing
- Lead Hazard Evaluation Report (CDPH 8552)
- X-Ray Fluorescence Instrument Data Sheet

Report for:

**Jose Hernandez, Gerald Moralez**  
**Entek Consulting Group**  
4200 Rocklin Road, Suite 7  
Rocklin, CA 95677

---

Regarding: Eurofins EPK Built Environment Testing, LLC  
Project: 24-7283 Sacramento City USD; Bowling Green Elementary School, 4211 Turnbridge Drive Sacramento, CA 95823  
EML ID: 3744358

Approved by:



Approved Signatory  
Andrew Arestegui

Dates of Analysis:

Lead - Flame AA: 08-19-2024

Service SOPs: Lead - Flame AA (EM-BC-S-8443)  
AIHA LAP, LLC accredited service, Lab ID #178697

---

All samples were received in acceptable condition unless noted in the Report Comments portion in the body of the report. Due to the nature of the analyses performed, field blank correction of results is not applied. The results relate only to the samples as received and tested. Sample size, as it relates to Wipe samples only, is supplied by the client.

Eurofins EPK Built Environment Testing, LLC ("the Company"), a member of the Eurofins Built Environment Testing group of companies, shall have no liability to the client or the client's customer with respect to decisions or recommendations made, actions taken or courses of conduct implemented by either the client or the client's customer as a result of or based upon the Test Results. In no event shall the Company be liable to the client with respect to the Test Results except for the Company's own willful misconduct or gross negligence nor shall the Company be liable for incidental or consequential damages or lost profits or revenues to the fullest extent such liability may be disclaimed by law, even if the Company has been advised of the possibility of such damages, lost profits or lost revenues. In no event shall the Company's liability with respect to the Test Results exceed the amount paid to the Company by the client therefor.

Eurofins EPK Built Environment Testing, LLC's LabServe® reporting system includes automated fail-safes to ensure that all AIHA LAP, LLC quality requirements are met and notifications are added to reports when any quality steps remain pending.



**Eurofins EPK Built Environment Testing, LLC**

2841 Dow Avenue, Suite 300, Tustin, CA 92780

(833) 465-5857 www.eurofinsus.com/Built

Client: Entek Consulting Group

C/O: Jose Hernandez, Gerald Morales

Re: 24-7283 Sacramento City USD; Bowling Green

Elementary School, 4211 Turnbridge Drive

Sacramento, CA 95823

Date of Sampling: 08-02-2024

Date of Receipt: 08-13-2024

Date of Report: 08-19-2024

**LEAD: FLAME ATOMIC ABSORPTION SPECTROMETRY**

Location:	ECG-24-7283-01Pb: White Paint on Drywall Systems/ Office Building, Work Room, West Wall	ECG-24-7283-02Pb: Beige Paint on Drywall Systems/ Classrooms 1&2 Building, Classroom 1, East Wall	ECG-24-7283-03Pb: Beige Paint on Metal HVAC Duct/ Classrooms 1&2 Building, Classroom 1, At Duct	ECG-24-7283-04Pb: White Paint on Drywall Systems/ Classrooms 3-6 Building, Girl's Restroom, South Wall
Comments (see below)	A	A	A	A
Lab ID-Version‡:	18443023-1	18443024-1	18443025-1	18443026-1
Analysis Date:	08/19/2024	08/19/2024	08/19/2024	08/19/2024
Sample type	Paint Chip sample	Paint Chip sample	Paint Chip sample	Paint Chip sample
Method*	NIOSH 7082 & EPA 7000B modified	NIOSH 7082 & EPA 7000B modified	NIOSH 7082 & EPA 7000B modified	NIOSH 7082 & EPA 7000B modified
† Method Reporting Limit	39 ppm	39 ppm	59 ppm	39 ppm
Sample size	0.2542 grams	0.2576 grams	0.1686 grams	0.2579 grams
§ Total Lead Result	< 39 ppm	< 39 ppm	< 59 ppm	< 39 ppm

**Comments:** A) The relative percent difference of the matrix duplicate pair was above control limits. The laboratory control sample and matrix blank were both within control limits and validated the batch.

Sample results have not been corrected for blank values.

Bulk samples are not covered under the AIHA LAP, LLC service accreditation.

Wipe samples must meet ASTM E1792 criteria. Method Reporting Limits may not be valid for non-ASTM E1792 wipe samples.

\*Sample preparation and analytical methods are based upon NIOSH 7082 and EPA 7000B.

‡ The Method Reporting Limit is the minimum concentration of Lead that the laboratory can confidently detect in the sample.

§ Total Lead Result has been rounded to two significant figures to reflect analytical precision.

‡ A "Version" indicated by -"x" after the Lab ID# with a value greater than 1 indicates a sample with amended data. The revision number is reflected by the value of "x".

**Eurofins EPK Built Environment Testing, LLC**

2841 Dow Avenue, Suite 300, Tustin, CA 92780

(833) 465-5857 www.eurofinsus.com/Built

Client: Entek Consulting Group

C/O: Jose Hernandez, Gerald Morales

Re: 24-7283 Sacramento City USD; Bowling Green

Elementary School, 4211 Turnbridge Drive

Sacramento, CA 95823

Date of Sampling: 08-02-2024

Date of Receipt: 08-13-2024

Date of Report: 08-19-2024

**LEAD: FLAME ATOMIC ABSORPTION SPECTROMETRY**

Location:	ECG-24-7283-05Pb: White Paint on Metal HVAC Duct/ Classrooms 3-6 Building, Classroom 6, At Duct	ECG-24-7283-06Pb: White Paint on Drywall Ceiling System/Therapy Building, Common Area, East	ECG-24-7283-07Pb: Beige Paint on Drywall System/Therapy Building, Common Area, East	ECG-24-7283-08Pb: Beige Paint on Stucco/Exterior, MPR Building, West
Comments (see below)	A	A	A	A
Lab ID-Version‡:	18443027-1	18443028-1	18443029-1	18443030-1
Analysis Date:	08/19/2024	08/19/2024	08/19/2024	08/19/2024
Sample type	Paint Chip sample	Paint Chip sample	Paint Chip sample	Paint Chip sample
Method*	NIOSH 7082 & EPA 7000B modified	NIOSH 7082 & EPA 7000B modified	NIOSH 7082 & EPA 7000B modified	NIOSH 7082 & EPA 7000B modified
† Method Reporting Limit	39 ppm	39 ppm	39 ppm	39 ppm
Sample size	0.2572 grams	0.2548 grams	0.2581 grams	0.2542 grams
§ Total Lead Result	< 39 ppm	270 ppm	160 ppm	450 ppm

**Comments:** A) The relative percent difference of the matrix duplicate pair was above control limits. The laboratory control sample and matrix blank were both within control limits and validated the batch.

Sample results have not been corrected for blank values.

Bulk samples are not covered under the AIHA LAP, LLC service accreditation.

Wipe samples must meet ASTM E1792 criteria. Method Reporting Limits may not be valid for non-ASTM E1792 wipe samples.

\*Sample preparation and analytical methods are based upon NIOSH 7082 and EPA 7000B.

‡ The Method Reporting Limit is the minimum concentration of Lead that the laboratory can confidently detect in the sample.

§ Total Lead Result has been rounded to two significant figures to reflect analytical precision.

‡ A "Version" indicated by "-x" after the Lab ID# with a value greater than 1 indicates a sample with amended data. The revision number is reflected by the value of "x".

**Eurofins EPK Built Environment Testing, LLC**

2841 Dow Avenue, Suite 300, Tustin, CA 92780

(833) 465-5857 www.eurofinsus.com/Built

Client: Entek Consulting Group

C/O: Jose Hernandez, Gerald Morales

Re: 24-7283 Sacramento City USD; Bowling Green

Elementary School, 4211 Turnbridge Drive

Sacramento, CA 95823

Date of Sampling: 08-02-2024

Date of Receipt: 08-13-2024

Date of Report: 08-19-2024

**LEAD: FLAME ATOMIC ABSORPTION SPECTROMETRY**

Location:	ECG-24-7283-09Pb: Green Paint on Metal Down Spout/ Exterior, East of Classrooms 8-9.5 Building	ECG-24-7283-10Pb: Gray Paint on Stucco/Exterior, Classroom 7 & Counselor 7.5 Building, West	ECG-24-7283-11Pb: Light Beige Paint on Stucco/Exterior, Classroom 10 & Library Building, West	ECG-24-7283-12Pb: Beige Paint on Wood Siding/ Exterior, Portable WW-7, North
Comments (see below)	A	A	A	A
Lab ID-Version‡:	18443031-1	18443032-1	18443033-1	18443034-1
Analysis Date:	08/19/2024	08/19/2024	08/19/2024	08/19/2024
Sample type	Paint Chip sample	Paint Chip sample	Paint Chip sample	Paint Chip sample
Method*	NIOSH 7082 & EPA 7000B modified	NIOSH 7082 & EPA 7000B modified	NIOSH 7082 & EPA 7000B modified	NIOSH 7082 & EPA 7000B modified
† Method Reporting Limit	40 ppm	39 ppm	39 ppm	39 ppm
Sample size	0.2506 grams	0.2543 grams	0.2562 grams	0.2546 grams
§ Total Lead Result	54000 ppm	40 ppm	< 39 ppm	< 39 ppm

**Comments:** A) The relative percent difference of the matrix duplicate pair was above control limits. The laboratory control sample and matrix blank were both within control limits and validated the batch.

Sample results have not been corrected for blank values.

Bulk samples are not covered under the AIHA LAP, LLC service accreditation.

Wipe samples must meet ASTM E1792 criteria. Method Reporting Limits may not be valid for non-ASTM E1792 wipe samples.

\*Sample preparation and analytical methods are based upon NIOSH 7082 and EPA 7000B.

† The Method Reporting Limit is the minimum concentration of Lead that the laboratory can confidently detect in the sample.

§ Total Lead Result has been rounded to two significant figures to reflect analytical precision.

‡ A "Version" indicated by -"x" after the Lab ID# with a value greater than 1 indicates a sample with amended data. The revision number is reflected by the value of "x".

**Eurofins EPK Built Environment Testing, LLC**

2841 Dow Avenue, Suite 300, Tustin, CA 92780

(833) 465-5857 www.eurofinsus.com/Built

Client: Entek Consulting Group

C/O: Jose Hernandez, Gerald Morales

Re: 24-7283 Sacramento City USD; Bowling Green

Elementary School, 4211 Turnbridge Drive

Sacramento, CA 95823

Date of Sampling: 08-02-2024

Date of Receipt: 08-13-2024

Date of Report: 08-19-2024

**LEAD: FLAME ATOMIC ABSORPTION SPECTROMETRY**

Location:	ECG-24-7283-13Pb: Green Paint on Metal Downspout/ Exterior, Portable WW-7, North	ECG-24-7283-14Pb: Green Paint on Wood Window Trim/Exterior, Portable WW-8, North	ECG-24-7283-15Pb: Green Paint on Wood Window Trim/Exterior, Chacon Language & Science Academy, Portable BF-2, North	ECG-24-7283-16Pb: Beige Paint on Wood Siding/ Exterior, Chacon Language & Science Academy, Portable BF-1, South
Comments (see below)	A	A	A	A
Lab ID-Version‡:	18443035-1	18443036-1	18443037-1	18443038-1
Analysis Date:	08/19/2024	08/19/2024	08/19/2024	08/19/2024
Sample type	Paint Chip sample	Paint Chip sample	Paint Chip sample	Paint Chip sample
Method*	NIOSH 7082 & EPA 7000B modified	NIOSH 7082 & EPA 7000B modified	NIOSH 7082 & EPA 7000B modified	NIOSH 7082 & EPA 7000B modified
† Method Reporting Limit	57 ppm	39 ppm	39 ppm	39 ppm
Sample size	0.1745 grams	0.2561 grams	0.2560 grams	0.2564 grams
§ Total Lead Result	< 57 ppm	< 39 ppm	< 39 ppm	< 39 ppm

**Comments:** A) The relative percent difference of the matrix duplicate pair was above control limits. The laboratory control sample and matrix blank were both within control limits and validated the batch.

Sample results have not been corrected for blank values.

Bulk samples are not covered under the AIHA LAP, LLC service accreditation.

Wipe samples must meet ASTM E1792 criteria. Method Reporting Limits may not be valid for non-ASTM E1792 wipe samples.

\*Sample preparation and analytical methods are based upon NIOSH 7082 and EPA 7000B.

† The Method Reporting Limit is the minimum concentration of Lead that the laboratory can confidently detect in the sample.

§ Total Lead Result has been rounded to two significant figures to reflect analytical precision.

‡ A "Version" indicated by -"x" after the Lab ID# with a value greater than 1 indicates a sample with amended data. The revision number is reflected by the value of "x".

**Eurofins EPK Built Environment Testing, LLC**

2841 Dow Avenue, Suite 300, Tustin, CA 92780

(833) 465-5857 www.eurofinsus.com/Built

Client: Entek Consulting Group

C/O: Jose Hernandez, Gerald Morales

Re: 24-7283 Sacramento City USD; Bowling Green

Elementary School, 4211 Turnbridge Drive

Sacramento, CA 95823

Date of Sampling: 08-02-2024

Date of Receipt: 08-13-2024

Date of Report: 08-19-2024

**LEAD: FLAME ATOMIC ABSORPTION SPECTROMETRY**

Location:	ECG-24-7283-17Pb: Green Paint on Metal Door Frame/ Exterior, Chacon Language & Science Academy, Restrooms Adjacent to Portable BF-1	ECG-24-7283-18Pb: Beige Paint over Red Paint on Metal Down Spout/Exterior, Chacon Language & Science Academy, Office & Multi- Use Room Portable, Southwest
Comments (see below)	A	A
Lab ID-Version‡:	18443039-1	18443040-1
Analysis Date:	08/19/2024	08/19/2024
Sample type	Paint Chip sample	Paint Chip sample
Method*	NIOSH 7082 & EPA 7000B modified	NIOSH 7082 & EPA 7000B modified
† Method Reporting Limit	97 ppm	39 ppm
Sample size	0.1033 grams	0.2563 grams
§ Total Lead Result	< 97 ppm	< 39 ppm

**Comments:** A) The relative percent difference of the matrix duplicate pair was above control limits. The laboratory control sample and matrix blank were both within control limits and validated the batch.

Sample results have not been corrected for blank values.

Bulk samples are not covered under the AIHA LAP, LLC service accreditation.

Wipe samples must meet ASTM E1792 criteria. Method Reporting Limits may not be valid for non-ASTM E1792 wipe samples.

\*Sample preparation and analytical methods are based upon NIOSH 7082 and EPA 7000B.

† The Method Reporting Limit is the minimum concentration of Lead that the laboratory can confidently detect in the sample.

§ Total Lead Result has been rounded to two significant figures to reflect analytical precision.

‡ A "Version" indicated by -"x" after the Lab ID# with a value greater than 1 indicates a sample with amended data. The revision number is reflected by the value of "x".



# BULK LEAD MATERIAL *Analysis Request*



003744358

**ENTEK CONSULTING GROUP, INC.**  
4200 ROCKLIN ROAD, SUITE 7  
ROCKLIN, CA 95677  
(916) 632-6800 PHONE  
(916) 632-6812 FAX  
[mainoffice@entekgroup.com](mailto:mainoffice@entekgroup.com)

**Date of Sampling:** 8/2/24  
**Job Number:** 24-7283  
**Client Name:** Sacramento City USD  
**Site Address:** Bowling Green  
Elementary School  
4211 Turnbridge Drive  
Sacramento, CA 95823

**Lab:** Eurofins/EmLab P&K - Tustin  
**Collected by:** Jose Hernandez & Gerald Morales  
**Turnaround Time:** 5-Day Turnaround Time  
**Analysis Requested:** Lead by Flame Atomic  
Absorption Spectroscopy

**Special Instructions:** Please report result in PPM and % by weight.

Please e-mail results at [mainoffice@entekgroup.com](mailto:mainoffice@entekgroup.com) and [jhernandez@entekgroup.com](mailto:jhernandez@entekgroup.com) as soon as available and include copy of submittal with those results.

SAMPLE #	MATERIAL DESCRIPTION/LOCATION
ECG-24-7283-01Pb	White Paint on Drywall Wall Systems / Office Building, Work Room, West Wall
ECG-24-7283-02Pb	Beige Paint on Drywall Wall Systems / Classrooms 1&2 Building, Classroom 1, East Wall
ECG-24-7283-03Pb	Beige Paint on Metal HVAC Duct / Classrooms 1&2 Building, Classroom 1, At Duct
ECG-24-7283-04Pb	White Paint on Drywall Wall Systems / Classrooms 3-6 Building, Girl's Restroom, South Wall
ECG-24-7283-05Pb	White Paint on Metal HVAC Duct / Classrooms 3-6 Building, Classroom 6, At Duct
ECG-24-7283-06Pb	White Paint on Drywall Ceiling System / Therapy Building, Common Area, East
ECG-24-7283-07Pb	Beige Paint on Drywall Wall System / Therapy Building, Common Area, East
ECG-24-7283-08Pb	Beige Paint on Stucco / Exterior, MPR Building, West
ECG-24-7283-09Pb	Green Paint on Metal Down Spout / Exterior, East of Classrooms 8-9.5 Building
ECG-24-7283-10Pb	Gray Paint on Stucco / Exterior, Classroom 7 & Counselor 7.5 Building, West
ECG-24-7283-11Pb	Light Beige Paint on Stucco / Exterior, Classroom 10 & Library Building, West
ECG-24-7283-12Pb	Beige Paint on Wood Siding / Exterior, Portable WW-7, North
ECG-24-7283-13Pb	Green Paint on Metal Down Spout / Exterior, Portable WW-7, North
ECG-24-7283-14Pb	Green Paint on Wood Window Trim / Exterior, Portable WW-8, North
ECG-24-7283-15Pb	Green Paint on Wood Window Trim / Exterior, Chacon Language & Science Academy, Portable BF-2, North

<https://entekgroupinc.sharepoint.com/sites/Entekgroup/Shared Documents/Clients/Sacramento City USD/24-7283 Bowling Gm McCoy Chacon Lge & Sc Academy - AsbPb/Bulk Pb/Bulk Pb Rqst 8-2-24.docx>

Delivered by: 


Date: 8/12/24 Time: 1:10 AM/PM

Received by: **STEVEN CASTILLO**  


Date: 8/13/24 Time: 9:45 AM/PM



# BULK LEAD MATERIAL *Analysis Request*



003744358

**ENTEK CONSULTING GROUP, INC.**  
4200 ROCKLIN ROAD, SUITE 7  
ROCKLIN, CA 95677  
(916) 632-6800 PHONE  
(916) 632-6812 FAX  
[mainoffice@entekgroup.com](mailto:mainoffice@entekgroup.com)

**Date of Sampling:** 8/2/24  
**Job Number:** 24-7283  
**Client Name:** Sacramento City USD  
**Site Address:** Bowling Green  
Elementary School  
4211 Turnbridge Drive  
Sacramento, CA 95823

**Lab:** Eurofins/EmLab P&K - Tustin  
**Collected by:** Jose Hernandez & Gerald Morales  
**Turnaround Time:** 5-Day Turnaround Time  
**Analysis Requested:** Lead by Flame Atomic  
Absorption Spectroscopy

**Special Instructions:** Please report result in PPM and % by weight.

Please e-mail results at [mainoffice@entekgroup.com](mailto:mainoffice@entekgroup.com) and [jhernandez@entekgroup.com](mailto:jhernandez@entekgroup.com) as soon as available and include copy of submittal with those results.

SAMPLE #	MATERIAL DESCRIPTION/LOCATION
ECG-24-7283-16Pb	Beige Paint on Wood Siding / Exterior, Chacon Language & Science Academy, Portable BF-1, South
ECG-24-7283-17Pb	Green Paint on Metal Door Frame / Exterior, Chacon Language & Science Academy, Restrooms adjacent to Portable BF-1
ECG-24-7283-18Pb	Beige Paint over Red Paint on Metal Down Spout / Exterior, Chacon Language & Science Academy, Office & Multi-Use Room Portable, Southwest

<https://entekgroupinc.sharepoint.com/sites/Entekgroup/Shared Documents/Clients/Sacramento City USD/24-7283 Bowling Grm McCoy Chacon Lge & Sc Academy - AsbPb/Bulk Pb/Bulk Pb Rpt 8-2-24.docx>

Delivered by:

STEVEN CASTILLO

Date:

8/12/24

Time:

1:10 AM/PM

Received by:

Date:

8/13/24

Time:

9:45 AM/PM

## LEAD HAZARD EVALUATION REPORT

**Section 1 – Date of Lead Hazard Evaluation** \_\_\_\_\_

**Section 2 – Type of Lead Hazard Evaluation (Check one box only)**

Lead Inspection     Risk assessment     Clearance Inspection     Other (specify) \_\_\_\_\_

**Section 3 – Structure Where Lead Hazard Evaluation Was Conducted**

Address [number, street, apartment (if applicable)]		City	County	Zip Code
Construction date (year) of structure	Type of structure <input type="checkbox"/> Multi-unit building <input type="checkbox"/> School or daycare <input type="checkbox"/> Single family dwelling <input type="checkbox"/> Other _____	Children living in structure? <input type="checkbox"/> Yes <input type="checkbox"/> No <input type="checkbox"/> Don't Know		


**Section 4 – Owner of Structure (if business/agency, list contact person)**

Name		Telephone number		
Address [number, street, apartment (if applicable)]		City	State	Zip Code

**Section 5 – Results of Lead Hazard Evaluation (check all that apply)**

No lead-based paint detected   
  Intact lead-based paint detected   
  Deteriorated lead-based paint detected  
 No lead hazards detected   
  Lead-contaminated dust found   
  Lead-contaminated soil found   
  Other \_\_\_\_\_

**Section 6 – Individual Conducting Lead Hazard Evaluation**

Name		Telephone number		
Address [number, street, apartment (if applicable)]		City	State	Zip Code
CDPH certification number	Signature 		Date	

Name and CDPH certification number of any other individuals conducting sampling or testing (if applicable)

**Section 7 – Attachments**

- A. A foundation diagram or sketch of the structure indicating the specific locations of each lead hazard or presence of lead-based paint;
- B. Each testing method, device, and sampling procedure used;
- C. All data collected, including quality control data, laboratory results, including laboratory name, address, and phone number.

First copy and attachments retained by inspector  
 Second copy and attachments retained by owner

Third copy only (no attachments) mailed or faxed to:  
 California Department of Public Health  
 Childhood Lead Poisoning Prevention Branch Reports  
 850 Marina Bay Parkway, Building P, Third Floor  
 Richmond, CA 94804-6403  
 Fax: (510) 620-5656



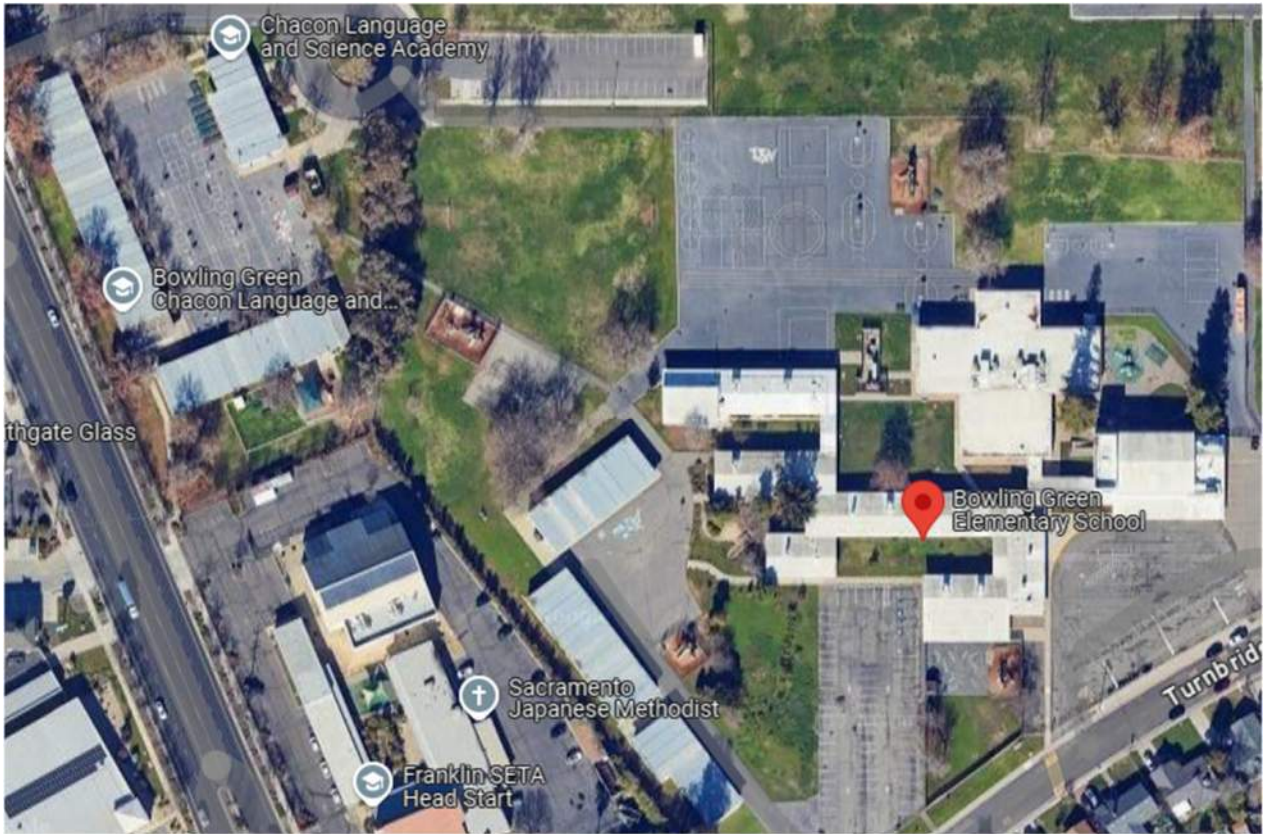
Date	Test #	Serial #	Pass/Fail	Unit type	Calibrator Pb	Pb +/-	Pb P/F	Description
8/2/2024 0:00	860	X550-0240	Pass	mg/cm2	PCS Cal	1	0.1 Positive	Calibration Test #1
8/2/2024 0:00	861	X550-0240	Pass	mg/cm2	PCS Cal	1	0.1 Positive	Calibration Test #2
8/2/2024 0:00	862	X550-0240	Pass	mg/cm2	PCS Cal	1	0.1 Positive	Calibration Test #3
8/2/2024 0:00	863	X550-0240	Pass	mg/cm2	PCS Cal	1	0.1 Positive	Calibration Average
8/2/2024 0:00	864	X550-02401		mg/cm2	LeadPaint	1.1	0.1 Positive	Light blue wall panels - Office Building
8/2/2024 0:00	866	X550-02401		mg/cm2	LeadPaint	0.4	0.1 Negative	Light blue plaster - Office Building
8/2/2024 0:00	867	X550-02401		mg/cm2	LeadPaint	0.1	0.1 Negative	Beige drywall walls - Office Building
8/2/2024 0:00	869	X550-02401		mg/cm2	LeadPaint	0.1	0.1 Negative	Light green plaster wall - Office Building, Custodial Room
8/2/2024 0:00	871	X550-02401		mg/cm2	LeadPaint	0.1	0.1 Negative	Beige wood wall panels - Building with Classrooms 1 and 2, where found
8/2/2024 0:00	872	X550-02401		mg/cm2	LeadPaint	0.1	0.1 Negative	White wood window frames - Throughout permanent buildings, where found
8/2/2024 0:00	877	X550-02401		mg/cm2	LeadPaint	0.1	0.1 Negative	Light blue wall panels - Building with Classrooms 1 and 2, where found
8/2/2024 0:00	880	X550-02401		mg/cm2	LeadPaint	1.8	0.1 Positive	Beige wood wall panels - Throughout permanent buildings, where found
8/2/2024 0:00	882	X550-02401		mg/cm2	LeadPaint	5.8	0.1 Positive	Metal pipe boot - Throughout permanent buildings at metal vent pipes on roofs
8/2/2024 0:00	884	X550-02401		mg/cm2	LeadPaint	0.1	0.1 Negative	White plaster walls - Building with Classroom 7 and Counselor 7.5
8/2/2024 0:00	885	X550-02401		mg/cm2	LeadPaint	0.1	0.1 Negative	Tan plaster walls/ceilings - Buidling with Classrooms 8-9.5
8/2/2024 0:00	895	X550-0240	Pass	mg/cm2	PCS Cal	1	0.1 Positive	Calibration Test #1
8/2/2024 0:00	896	X550-0240	Pass	mg/cm2	PCS Cal	1	0.1 Positive	Calibration Test #2
8/2/2024 0:00	897	X550-0240	Pass	mg/cm2	PCS Cal	1.1	0.1 Positive	Calibration Test #3
8/2/2024 0:00	898	X550-0240	Pass	mg/cm2	PCS Cal	1	0.1 Positive	Calibration Average
8/2/2024 0:00	899	X550-02401		mg/cm2	LeadPaint	8.9	0.1 Positive	White 4" ceramic wall tile glazing - Therapy Building, at restroom walls
8/2/2024 0:00	900	X550-02401		mg/cm2	LeadPaint	0.3	0.1 Negative	Light green wood wall panels - MPR Building
8/2/2024 0:00	902	X550-02401		mg/cm2	LeadPaint	0.2	0.1 Negative	Light green plaster walls - MPR Building
8/2/2024 0:00	903	X550-02401		mg/cm2	LeadPaint	0.1	0.1 Negative	Mint green metal doors - MPR Building
8/2/2024 0:00	904	X550-02401		mg/cm2	LeadPaint	0.1	0.1 Negative	Beige plaster walls - MPR Building
8/2/2024 0:00	907	X550-02401		mg/cm2	LeadPaint	5	0.1 Positive	Green exterior metal round support columns - Throughout covered walkways
8/2/2024 0:00	908	X550-02401		mg/cm2	LeadPaint	0.3	0.1 Negative	Green exterior wood door frame - Throughout permanent buildings
8/2/2024 0:00	909	X550-02401		mg/cm2	LeadPaint	0.2	0.1 Negative	Green exterior metal doors - Throughout permanent buildings
8/2/2024 0:00	910	X550-02401		mg/cm2	LeadPaint	3.8	0.1 Positive	Beige exterior metal support I-beams - Throughout overhangs of permanent buildings
8/2/2024 0:00	911	X550-02401		mg/cm2	LeadPaint	3.1	0.1 Positive	Beige exterior wood support beams - Throughout ceilings of covered walkways
8/2/2024 0:00	913	X550-02401		mg/cm2	LeadPaint	2.9	0.1 Positive	Green exterior metal round support columns - Throughout overhangs of permanent buildings
8/2/2024 0:00	917	X550-02401		mg/cm2	LeadPaint	3.5	0.1 Positive	Gray exterior wood window trim - Building with Classroom 7 and Counselor 7.5
8/2/2024 0:00	918	X550-02401		mg/cm2	LeadPaint	3.4	0.1 Positive	Beige exterior wood window trim - Throughout permanent buildings

## **APPENDIX C**

### **BACK UP DOCUMENTS**

- Site Map
- Inspector Accreditations and Certifications
- Laboratory Accreditations for Asbestos and Lead Analysis

# Site Map



Sacramento City Unified School District  
Bowling Green Chacon Language & Science Academy  
6807 Franklin Blvd  
Sacramento, CA 95823

Entek Consulting Group, Inc.  
4200 Rocklin Road, Suite 7  
Rocklin, CA 95677  
Map Not to Scale

Site Map  
Project Number 24-7283

State of California  
Division of Occupational Safety and Health  
**Certified Asbestos Consultant**

**Jose A. Hernandez**  
Name



Certification No. **22-6995**

Expires on **01/21/25**

This certification was issued by the Division of Occupational Safety and Health as authorized by Sections 7180 et seq. of the Business and Professions Code.



STATE OF CALIFORNIA  
DEPARTMENT OF PUBLIC HEALTH



# LEAD-RELATED CONSTRUCTION CERTIFICATE

**INDIVIDUAL:**



**Jose Hernandez**

**CERTIFICATE TYPE:**

Lead Inspector/Assessor

**NUMBER:**

LRC-00010754

**EXPIRATION DATE:**

1/9/2025

Disclaimer: This document alone should not be relied upon to confirm certification status. Compare the individual's photo and name to another valid form of government issued photo identification. Verify the individual's certification status by searching for Lead-Related Construction Professionals at [www.cdph.ca.gov/programs/clppb](http://www.cdph.ca.gov/programs/clppb) or calling (800) 597-LEAD

State of California  
Division of Occupational Safety and Health  
**Certified Site Surveillance Technician**

**Gerald E. Morales**



Certification No. **23-7389**

Expires on **09/22/25**

This certification was issued by the Division of Occupational Safety and Health as authorized by Sections 7180 et seq. of the Business and Professions Code.



STATE OF CALIFORNIA  
DEPARTMENT OF PUBLIC HEALTH



## LEAD-RELATED CONSTRUCTION CERTIFICATE

**INDIVIDUAL:**



**Gerald Moralez Jr**

**CERTIFICATE TYPE:**

Lead Supervisor  
Lead Inspector/Assessor  
Lead Sampling Technician

**NUMBER:**

LRC-00005992  
LRC-00012883  
LRC-00010718

**EXPIRATION DATE:**

8/20/2025  
6/6/2025  
12/28/2024

Disclaimer: This document alone should not be relied upon to confirm certification status. Compare the individual's photo and name to another valid form of government issued photo identification. Verify the individual's certification status by searching for Lead-Related Construction Professionals at [www.cdph.ca.gov/programs/clpph](http://www.cdph.ca.gov/programs/clpph) or calling (800) 597-LEAD



STATE WATER RESOURCES CONTROL BOARD  
REGIONAL WATER QUALITY CONTROL BOARDS



CALIFORNIA STATE

ENVIRONMENTAL LABORATORY ACCREDITATION PROGRAM

**CERTIFICATE OF  
ENVIRONMENTAL LABORATORY ACCREDITATION**

Is hereby granted to

**Eurofins EMLab P&K -Tustin**

2841 Dow Avenue, Suite #300

Tustin, CA 92780

Scope of the certificate is limited to the  
"Fields of Accreditation"  
which accompany this Certificate.

Continued accredited status depends on compliance with applicable laws and regulations,  
proficiency testing studies, and payment of applicable fees.

This Certificate is granted in accordance with provisions of  
Section 100825, et seq. of the Health and Safety Code.

Certificate No.: **3047**

Effective Date: **5/1/2023**

Expiration Date: **4/30/2025**

A handwritten signature in blue ink, appearing to read "Christine Sotelo".

Sacramento, California  
subject to forfeiture or revocation

Christine Sotelo, Program Manager  
Environmental Laboratory Accreditation Program





**CALIFORNIA STATE  
ENVIRONMENTAL LABORATORY ACCREDITATION PROGRAM  
Fields of Accreditation**



---

**Eurofins EMLab P&K -Tustin**

2841 Dow Avenue, Suite #300  
Tustin, CA 92780  
Phone: 5232981015

**Certificate Number: 3047  
Expiration Date: 4/30/2025**

---

**Field of Accreditation:121 - Bulk Asbestos Analysis of Hazardous Waste**

121.010 001 Bulk Asbestos

EPA 600/M4-82-020

---



**AIHA Laboratory Accreditation Programs, LLC**  
*acknowledges that*  
**Eurofins EPK Built Environment Testing, LLC - Tustin**  
**2841 Dow Ave Suite 300 Tustin, CA 92780**  
**Laboratory ID: LAP-178697**

along with all premises from which key activities are performed, as listed above, has fulfilled the requirements of the AIHA Laboratory Accreditation Programs, LLC (AIHA LAP) accreditation to the ISO/IEC 17025:2017 international standard, General Requirements for the Competence of Testing and Calibration Laboratories in the following:

**LABORATORY ACCREDITATION PROGRAMS**

<input checked="" type="checkbox"/>	<b>INDUSTRIAL HYGIENE</b>	Accreditation Expires: November 01, 2025
<input checked="" type="checkbox"/>	<b>ENVIRONMENTAL LEAD</b>	Accreditation Expires: November 01, 2025
<input checked="" type="checkbox"/>	<b>ENVIRONMENTAL MICROBIOLOGY</b>	Accreditation Expires: November 01, 2025
<input type="checkbox"/>	<b>FOOD</b>	Accreditation Expires:
<input type="checkbox"/>	<b>UNIQUE SCOPES</b>	Accreditation Expires:
<input type="checkbox"/>	<b>BE FIELD/MOBILE</b>	Accreditation Expires:

Specific Field(s) of Testing/Method(s) within each Accreditation Program for which the above named laboratory maintains accreditation is outlined on the attached Scope of Accreditation. Continued accreditation is contingent upon successful on-going compliance with ISO/IEC 17025:2017 and AIHA LAP requirements. This certificate is not valid without the attached Scope of Accreditation. Please review the AIHA LAP website ([www.aihaaccreditedlabs.org](http://www.aihaaccreditedlabs.org)) for the most current Scope.

*Cheryl O. Morton*

Cheryl O Morton  
 Managing Director, AIHA Laboratory Accreditation Programs, LLC



# AIHA Laboratory Accreditation Programs, LLC

## SCOPE OF ACCREDITATION

**Eurofins EPK Built Environment  
Testing, LLC - Tustin**

Laboratory ID: LAP-178697

2841 Dow Ave Suite 300 Tustin, CA 92780

Issue Date: 01/01/2024  
Expire Date: 11/01/2025

The laboratory is approved for those specific field(s) of testing/methods listed in the table below. Clients are urged to verify the laboratory's current accreditation status for the particular field(s) of testing/Methods, since these can change due to proficiency status, suspension and/or withdrawal of accreditation.

The EPA recognizes the AIHA LAP, LLC ELLAP program as meeting the requirements of the National Lead Laboratory Accreditation Program (NLLAP) established under Title X of the Residential Lead-Based Paint Hazard Reduction Act of 1992 and includes paint, soil and dust wipe analysis. Air and composited wipes analyses are not included as part of the NLLAP.

### Environmental Lead Laboratory Accreditation Program (ELLAP)

**Initial Accreditation Date: 03/01/2017**

Component, parameter, characteristic, material, or product tested	Technology sub-type/Detector	Method	Method Description (for internal methods only)
Paint	AA	EPA SW-846 7000B Modified	N/A
		NIOSH 7082	N/A
Settled Dust by Wipe	AA	EPA SW-846 7000B Modified	N/A
		NIOSH 7082	N/A

A complete listing of currently accredited ELLAP laboratories is available on the AIHA LAP, LLC website at:  
<http://www.aihaaccreditedlabs.org>

1 EXHIBIT D  
2 GENERAL CONSTRUCTION TERMS AND CONDITIONS  
3

4 **Table of Contents**  
5

6 Acknowledgements  
7

8 <u>Article</u>	<u>Subject</u>	9	<u>Page</u>
10 1	Definitions and Principles of Interpretation		34
11 2	Construction Documents		45
12 3	Bonds		47
13 4	Permits, Licenses, Ordinances, and Regulations		48
14 5	Interpretation of Plans and Specifications		49
15 6	Subcontractors		52
16 7	State Requirements Regarding Wages, Hours, and Equal Opportunity		54
17 8	Supervision and Labor		60
18 9	Inspection and Testing		63
19 10	Protection of Workers, Public, and Property		67
20 11	Submittals, Substitutions and Materials		71
21 12	Lease Payments		77
22 13	Time of Work		79
23 14	Delays and Extensions of Time		84
24 15	Changes to the Work		87
25 16	Not Used		93
26 17	Rejection and Replacement of Work and Materials		94
27 18	Not Used		95
28 19	Preservation and Cleaning		96
29 20	Completion, Inspection, and Occupancy by District		97

1			
2	21	Project Closeout	99
3			
4	22	Guarantees	100
5			
6	23	Claims and Disputes	101
7			
8	24	Additional Provisions	106
9			
10	Division 1 – General Requirements		108
11			
12	01 31 00	Project Management Internet Communication Requirements	109
13			
14	01 31 19	Project Meetings & Procedures	110
15			
16	01 35 16	Alteration Project Procedures	111
17			
18	01 41 00	Additional Requirements for DSA-Reviewed Projects	115
19			
20	01 42 00	References	117
21			
22	01 45 00	Quality Control	124
23			
24	01 50 00	Temporary Facilities and Controls	128
25			
26	01 71 23	Field Engineering & Survey Controls	131
27			
28	01 73 29	Cutting and Patching	132
29			
30	01 74 23	Final Cleaning	136
31			
32	01 91 13	General Commissioning Requirements <b>to be amended for project specific requirements</b>	139
33			
34			
35			
36			
37			
38			
39			

1 ACKNOWLEDGMENTS

2  
3  
4 The Sacramento City Unified School District (the “District”) and [Entity Name]. (the “Entity”)  
5 acknowledge the following as of the Effective Date of the Facilities Lease:  
6

7 a. The District desires to have the Entity construct, at **Bowling Green Elementary School**, the  
8 **Bowling Green Elementary School Campus Renewal Project** located on the District’s property, which is  
9 subject to a Site Lease and a Facilities Lease between the District and the Entity; and  
10

11 b. The District owns the Site; and  
12

13 c. The District has entered into an agreement for architectural services with respect to the design  
14 of the Project (the “Architectural Services Agreement”); and  
15

16 d. To the extent required by law, construction documents for the Project, including Plans and  
17 Specifications as defined in the Facilities Lease, will be submitted to the Division of State Architect (“DSA”)  
18 for approval; no work for which Entity is required to be licensed in accordance with Article 5 (commencing  
19 with Section 7065) of Chapter 9 of Division 3 of the Business and Professions Code and for which DSA  
20 approval is required may be performed before receipt of the required DSA approval. Upon approval, those  
21 construction documents are incorporated herein by this reference; and  
22

23 e. Upon commencement of construction under the Plans and Specifications, the Entity will have  
24 thoroughly investigated the site conditions and reviewed the applicable Plans and Specifications to establish  
25 that there are no known problems with respect to the site conditions or the Plans and Specifications and that  
26 Entity can and will construct the Project for the Total Base Rent as set forth and defined in Article 4 of the  
27 Facilities Lease, and the Entity will not seek any additional compensation whatsoever, including, without  
28 limitation, any requests based upon known site conditions, unless otherwise provided in the Facilities Lease,  
29 these General Construction Terms and Conditions and/or the Construction Documents as defined herein; and  
30

31 f. The Entity is experienced in the construction of the type of facility desired by District and will  
32 have all construction performed by firms with all necessary licenses and qualifications which are required to  
33 build and deliver the Project.  
34

1                                    ARTICLE 1. DEFINITIONS AND PRINCIPLES OF INTERPRETATION

2  
3 The definitions in the Facilities Lease have the same meanings where the terms are used herein. Additionally,  
4 the following definitions and principles of interpretation also apply:

5  
6 Section 1.01. Definitions and Principles of Interpretation.

7 Whenever the following terms, titles, or phrases are used in the Construction Documents, the intent and  
8 meaning thereof shall be as defined in this article.

9  
10 Section 1.02. Architect.

11 The “Architect” is the architectural firm engaged as an agent by the District to perform the services set forth in  
12 the Construction Documents. The Architect is designated by the Board of Education as the District’s agent to  
13 perform all functions delegated to the Architect by the Construction Documents.

14  
15 Section 1.03. Architect’s Instruction Bulletin.

16 “Architect’s Instruction Bulletins” are supplemental drawings or instructions, which may be issued as  
17 necessary from time to time to make clear or define in greater detail the intent of the Plans and Specifications.  
18 There may be a change in the Total Base Rent or Contract Time involved with the work shown in the  
19 Bulletin.

20  
21 Section 1.04. Board of Education

22 “Board of Education” shall mean the duly elected officials constituting the Board of Education of the  
23 Sacramento City Unified School District.

24  
25 Section 1.05. Change Order.

26 “Change Order” shall mean a written order to the Entity signed by the District and the Entity or signed  
27 unilaterally by the District, issued after execution of the Facilities Lease, authorizing a change in the Work  
28 and/or an adjustment in the Total Base Rent and/or the Contract Time. A Change Order shall be memorialized  
29 as an “Amendment” to the Facilities Lease.

30  
31 Section 1.06. Closeout Documents.

32 Documents as required to meet the requirements of final completion.

33  
34 Section 1.07. Construction.

35 “Construction” means all labor and services necessary for the construction and delivery of the Project, and all  
36 materials, equipment, tools, supplies and incidentals incorporated or to be incorporated in such construction as  
37 described in the Facilities Lease and the Construction Documents. Unless otherwise expressly stipulated, the  
38 Entity shall perform all Work and provide and pay for all materials, labor, tools equipment and utilities,  
39 including, but not limited to, light, water and power, necessary for the proper execution and completion of the  
40 Project pursuant to the Facilities Lease and the Construction Documents.

41  
42 Section 1.08. Construction Change Directive (“Directive”).

43 “Construction Change Directive”, or “Directive” shall mean a written order to the Entity, issued after  
44 execution of the Facilities Lease, signed by the Owner or the District Representative directing a change in the  
45 Work and stating a proposed basis for adjustment, if any, in the Total Base Rent or Contract Time, or both,  
46 and which shall be used in the absence of total agreement with the Entity on the terms of a Change Order or  
47 when time does not permit processing of a Change Order prior to implementation of the change.

1  
2 Section 1.09. Contract Change Document (CCD).

3 A “Contract Change Document” or “CCD” shall mean the following documents, which may be required to be  
4 submitted to DSA for approval prior to being implemented and incorporated into a Change Order: Architect’s  
5 Instruction Bulletins, Construction Change Directives, Interpretations, RFI’s or Substitutions. Any CCD  
6 including any change to the Plans and Specifications related to Structure, Fire, Life and Safety and  
7 Accessibility must be accompanied by a DSA-stamped and signed Form DSA-140 for a “Category A” change  
8 for which DSA approval is required or a “Category B” change for which DSA approval is not required in the  
9 professional opinion of the Architect. The Entity is not authorized to proceed with any work specified on a  
10 Form DSA-140 unless and until approval is received from DSA and provided to the Entity.

11  
12 Section 1.10. Construction Documents.

13 The “Construction Documents” shall include the Plans and Specifications including any addenda, these  
14 General Construction Terms and Conditions, Change Orders, Interpretations, Directives, Supplemental  
15 Drawings, the Entity’s Guarantee Form, Architects Instruction Bulletins, the Performance Bond and the  
16 Payment Bond, and other documents as defined in the Facilities Lease to be prepared and/or assembled by  
17 Architect with input from Entity to define the Work to be constructed as part of the Project.

18  
19 Section 1.11. Construction Schedule.

20 The “Construction Schedule” is the schedule produced by the Entity for the construction of the Project. See  
21 Article 13 for specific requirements.

22  
23 Section 1.12. Contract Time.

24 “Contract Time” shall mean the period specified for completion of the Work, as set forth in the Facilities  
25 Lease and adjusted by any Change Order issued pursuant to the Construction Documents.

26  
27 Section 1.13. Contract Documents.

28 The “Contract Documents” consist of the Lease Agreements, together with any exhibits, Drawings,  
29 Specifications, Schedules, Performance Bond, Payment Bond, Addenda issued prior to execution of the Lease  
30 Agreements, other documents listed in the Lease Agreement, and Modifications issued after execution of the  
31 Lease Agreement. A Modification is (1) a written amendment to the Lease Agreements signed by both  
32 parties, (2) a Change Order, (3) a Construction Change Directive (4) a written order for a minor change in the  
33 Work issued by Architect or the District. The Contract Documents do not include other documents such as  
34 bidding requirements (advertisement or invitation to bid, Instructions to Bidders, or sample forms).

35  
36 Section 1.14. Date of Completion.

37 The “Date of Completion” is the date certified by the District’s Representative when construction of the Work  
38 is 100% complete including acceptance by the Architect of all punch list corrections.

39  
40 Section 1.15. Day.

41 Unless otherwise expressly defined, a “day” shall mean a calendar day of 24 hours, including each and every  
42 day of the year.

43  
44 Section 1.16. District’s Consultants

45 Those consultants retained by District identified in the Project Roster (or later added) who will assist District  
46 in carrying out the Project.



1 Section 1.17. District Representative.

2 “District Representative” shall mean the District’s designated agent engaged to perform all functions delegated  
3 to the District Representative by the Contract Documents. The District Representative will be the Entity’s  
4 primary contact during Construction of the Project.  
5

6 Section 1.18. Division of the State Architect (DSA).

7 “Division of the State Architect” is the California State agency responsible for checking construction  
8 documents for compliance with Title 24, California Code of Regulations, and monitoring compliance on the  
9 construction site. The Division of the State Architect also approves inspectors on all public school projects.  
10

11 Section 1.19. Drawings

12 The graphic and pictorial portions of the Contract Documents, showing the design, location and dimensions of  
13 the Work, generally including plans, elevations, sections, details, schedules and diagrams. This information  
14 may be developed and stored in a 3D or 4D model of the Project.  
15

16 Section 1.20. Entity

17 The Lease-Leaseback Entity hired to provide preconstruction services and is anticipated to build the Project  
18 under a Facilities Lease per Education Code section 17406 et seq.  
19

20 Section 1.21. Final Completion

21 Includes completion of all contract work, including punch list items and final cleaning completed and all  
22 close-out documents, including as-builts and other documents required in the Facilities Lease.  
23

24 Section 1.22. Interpretations.

25 “Interpretations” are all clarifications, additional instructions, and explanations issued by the Architect  
26 pursuant to Article 5 hereof.  
27

28 Section 1.23. Materials and Equipment.

29 “Materials” is a generic term, which shall include all building materials, articles, supplies, and equipment  
30 delivered to the Project for incorporation into the Work. “Materials” includes everything incorporated into the  
31 Work except labor, unless otherwise noted.  
32

33 “Equipment” shall mean all pre-manufactured or partially pre-assembled products or components, assembled  
34 or partially assembled before delivery to the Site.  
35

36 Section 1.24. Notice to Proceed.

37 “Notice to Proceed” is the notice given to the Entity following approval of the Plans and Specifications by  
38 DSA (if required) and approval of the Total Base Rent and Lease Payment Schedule by the Board, which  
39 establishes the start of the construction of the Work and the time for completion of the entire Work, and  
40 authorizes the Entity to begin construction.  
41

42 Section 1.25. Office of Public School Construction (OPSC).

43 “Office of Public School Construction” is the California State agency responsible for apportionment,  
44 disbursement and monitoring of state provided school district capital improvement funds.  
45

46 Section 1.26. Product Data.

47 “Product Data” shall mean illustrations, standard schedules, performance charts, instructions, brochures,

1 diagrams and other information furnished by the Entity to illustrate a material, product or system for some  
2 portion of the Work.

3  
4 Section 1.27 . Project

5 The total design and construction of which the Work performed under the Contract Documents may be the  
6 whole or a part and which may include construction by District or by separate contractors

7  
8 Section 1.28. Project Evaluation Criteria

9 Benchmarks, metrics, or standards of evaluation developed by the District, Entity, and Architect and used  
10 throughout the Project as a basis for evaluating and continuously improving Project performance.

11  
12 Section 1.29. Project Inspector.

13 The “Project Inspector” shall mean the person or persons employed or engaged as (an) independent  
14 contractor(s) by the District to inspect the performance of the Work by the Entity for compliance with the  
15 Construction Documents. The Project Inspector is hereby designated as an agent of the District for such  
16 purpose and no other. The Project Inspector is supervised by, and reports to, the Architect. The authority of  
17 the Project Inspector to monitor the work shall be strictly limited to that authority specified herein and in Title  
18 24, California Code of Regulations, and no additional authority has been granted nor shall be inferred.

19  
20 Section 1.30. Proposed Change Order/Work Order (PCO).

21 A “Proposed Change Order/Work Order” is the name given to a document issued by the Entity proposing a  
22 change to the Work and stating a proposed basis for adjustment, if any, in the Total Base Rent or Contract  
23 Time, or both. A PCO shall be used by the Entity to respond to a Request for Proposal. A PCO is not effective  
24 to authorize the proposed change to the Work, to the Total Base Rent or to the Contract Time unless it is  
25 accepted in writing by the District.

26  
27 Section 1.31. Provide.

28 “Provide” shall mean to furnish, install, and connect complete and ready for use.

29  
30 Section 1.32. Reference to Codes.

31 Unless otherwise noted, all references to statutes are to the laws of the State of California as codified in the  
32 various specified codes.

33  
34 Section 1.33. Request for Information (RFI).

35 “Request for Information”, or “RFI” is the name given to a document issued by the Entity seeking clarification  
36 and/or additional information regarding an aspect of the Work. The response to the RFI does not constitute  
37 authorization or direction to proceed with any changed or additional work. Changed or additional work must  
38 be separately authorized by the Owner.

39  
40 1. Should the Contractor require clarification or additional information of the Contract Documents, and  
41 after the Contractor has consulted with the Project Inspector, the Contractor will direct the request to the  
42 District Representative on a Request for Information (RFI) form. (See appendix.)

43  
44 2. Each RFI will be submitted to the District Representative un-numbered. The District Representative  
45 will number each RFI sequentially and will maintain an RFI log. The Contractor shall describe on the RFI the  
46 problem or clarification being requested. The description provided should be complete and adequate to permit  
47 a written response without additional communications with the Contractor. The Contractor shall attach any

1 related information or correspondence that may have been received from Subcontractors or vendors on the  
2 subject. In instances where the Contractor believes there may be a conflict between elements of the plans and  
3 specifications, the Contractor should identify the conflict and indicate the manner in which it interprets the  
4 Contract Documents.

5 3. The District Representative will review the request and take one or more of the following steps:

- 6 a. Return the request to the Contractor for additional information.
- 7 b. Forward the request to the Architect for response, copying the Project Inspector.
- 8 c. Provide response and return to the Contractor with copies to the Architect and Project  
9 Inspector.

10  
11 4. The Architect or other appropriate party receiving the RFI, will attempt to provide a response to the  
12 District Representative within fourteen (14) calendar days of receipt. The District Representative will in turn  
13 review the response and forward it to the Contractor. Should the response to an RFI be required by a specific  
14 critical date the Contractor shall indicate that date on the RFI.

15  
16 5. If the Architect's review indicates a change or revision is necessary to the Contract Documents, the  
17 Architect will prepare the appropriate drawings and/or specifications required to define the change or revision  
18 and obtain DSA approval, if necessary. These documents will be transmitted to the District Representative for  
19 review and incorporation into the Contract Documents. The District Representative will transmit the revised  
20 documents to the Contractor.

21  
22 6. If the Contractor believes the clarification or direction provided by the response to the RFI will impact  
23 the cost or schedule of the Project, the Contractor shall provide prompt notification to the District  
24 Representative, according to the General Conditions. After consultation with the Architect, the District  
25 Representative may prepare a Request for Proposal, PCO/Work Order and/or Change Order (see appendix)  
26 that shall be processed as outlined in the Change Order Procedure section of the Manual.

27  
28 Section 1.34. Request for Proposal (RFP).

29 A "Request for Proposal", or "RFP" is the name given to a document issued by the District Representative  
30 requesting pricing information and/or an adjustment in Contract Time for a described scope of Work. An RFP  
31 is not a Change Order, a Directive or a direction to proceed with the scope of work described in the RFP. The  
32 Entity's response to the RFP shall be in the form of a Proposed Change Order.

33  
34 Section 1.35. Samples.

35 "Samples" shall mean physical examples, which illustrate materials, equipment or workmanship and establish  
36 standards by which the Work will be judged.

37  
38 Section 1.36. Shop Drawings.

39 "Shop Drawings" shall mean drawings, diagrams, schedules and other data specifically prepared for the Work  
40 by the Entity or any Subcontractor, manufacturer, supplier or distributor to illustrate some portion of the  
41 Work.

42  
43 Section 1.37. Special Inspector.

44 The "Special Inspector" shall mean the person or persons employed or engaged as (an) independent  
45 contractor(s) by the District to inspect the performance of specific aspects of the work as required by Title 24,  
46 California Code of Regulations.

1 Section 1.38. Specifications

2 That portion of the Contract Documents consisting of the written requirements for materials, equipment,  
3 systems, standards, execution and workmanship for the Work, and performance of related services.

4 Section 1.39. Subcontractor.

5 “Subcontractor” shall mean each person or firm who is required by law to be and who is licensed to and will  
6 perform work, labor, or render services to the Entity in or about the construction of the Work, or who, under  
7 subcontract to the Entity, fabricates and installs a portion of the Work. To the extent the term Subcontractor is  
8 referred to as if singular in number it shall include the plural and shall means a Subcontractor or an authorized  
9 representative the Subcontractor.

10  
11 Section 1.40. Submittal.

12 “Submittal” shall include all product data, shop drawings, manufacturers’ installation instructions, samples,  
13 equal or substitution requests and all other submissions that the Entity is required to make to the District  
14 and/or Architect.

15  
16 Section 1.41. Substantial Completion

17 The stage in the progress of the Work when the Work or designated portion thereof is sufficiently complete in  
18 accordance with the Contract Documents so Owner can occupy or utilize the Work for its intended use, and  
19 only minor corrective Work remains to be performed, all required approvals, certificates of occupancy and  
20 other sign-off from any public agencies with jurisdiction have been obtained, (provided such approvals are not  
21 delayed as a result of causes unrelated to Entity's or its Subcontractors', Sub-subcontractors', or Suppliers'  
22 performance or failure to perform the Work or to satisfy its obligations under the Contract Documents) and  
23 Entity has cleaned up and removed all equipment, tools and other materials from the Work area. Entity shall  
24 secure and deliver to Owner written warranties and guaranties from its Subcontractors, Sub-subcontractors and  
25 Suppliers bearing the date of Substantial Completion or some other date as may be agreed to by Owner and  
26 stating the period of warranty as required by the Contract Documents.

27  
28 Section 1.42. Substitution.

29 “Substitution” shall mean a system, process, product or material similar in form or function and equal in  
30 quality and performance to that shown or specified. Note: Substitutions may be subject to DSA approval  
31 prior to fabrication or use.

32  
33 Section 1.43. Supply.

34 “Supply” shall mean to furnish only, complete and ready for installation, including shipping, delivery,  
35 protection, and any assembly required prior to installation.

36  
37 Section 1.44. Work.

38 The construction and services required from Entity by the Contract Documents, whether completed or  
39 partially completed, and includes all other labor, materials, equipment and services provided or to be provided  
40 by Entity to fulfill its obligations to provide a complete, usable and functional Project consistent with the  
41 design intent of the District’s Architect. The Work may constitute the whole or a part of the Project.

42  
43 Section 1.45. Work Plan

44 The resource-loaded Work Plan prepared by Entity (or any other party as requested by the District) depicting  
45 the activities to be accomplished for the Project and the anticipated labor (and resulting personnel costs),  
46 together with anticipated Reimbursable Expenses.

47

1 ARTICLE 2. CONSTRUCTION DOCUMENTS

2  
3 Section 2.01. General Intent of Construction Documents.

4 It is the overriding intent of the Construction Documents that the work performed shall result in a complete  
5 and operable project in satisfactory condition for occupancy, with all mechanical equipment in functional  
6 operating condition and fit for the use for which it is intended, and which complies in all respects with the  
7 Construction Documents. No extra compensation will be allowed for anything omitted but fairly implied to be  
8 included in the Construction Documents.  
9

10 Section 2.02. Labor and Materials.

11 Unless otherwise provided in the Construction Documents, the Entity shall provide and pay for all labor,  
12 materials, equipment, tools, construction equipment and machinery, water, light, heat, utilities, transportation  
13 and other facilities and services necessary for the execution and completion of the Work in accordance with  
14 the Construction Documents, whether or not specifically described herein, as long as same is reasonably  
15 inferable there from as being necessary to produce the intended results, whether temporary or permanent, and  
16 whether or not incorporated or to be incorporated in the Work.  
17

18 Section 2.03. Complementary Feature of Various Parts of Construction Documents.

19 The Construction Documents, including the specifications and plans and drawings, are complementary and  
20 what is called for by any one shall be as binding as if called for by all. In case of conflict, large scale (detail)  
21 drawings shall govern over small-scale drawings, the Specifications shall govern over the Plans except as  
22 noted below, and subsequent addenda, Interpretations, or Change Orders shall govern over the original  
23 documents, unless a different order of precedence is noted elsewhere in conjunction with a specific portion of  
24 the documents.  
25

26 In case of conflict between the Plans and Specifications, the Plans shall govern in matters of quantity, the  
27 Specifications in matters of quality. In case of conflict within the Plans involving quantities or within the  
28 Specifications involving quality, the greater quantity and the higher quality shall be provided.  
29

30 Where on any drawing a portion of the Work is drawn out and the remainder is indicated in outline, the drawn-  
31 out parts shall apply to all other like portions of the Work. Where ornament or other detail is indicated as  
32 starting, such detail shall be continued throughout the courses or parts in which it occurs and shall also apply  
33 to other similar parts in the Work, unless otherwise indicated.  
34

35 Scale drawings, full-size details, and specifications are intended to be fully coordinated and to agree. Where  
36 not specifically stated otherwise, all work and materials necessary for each unit of construction, even though  
37 only briefly mentioned or indicated, shall be furnished and installed fully and completely, including, but not  
38 limited to, the manufacturer's instructions and/or recommendations.  
39

40 Any material specified by reference to the number, symbol, or title of a specified standard such as a  
41 Commercial Standard, a Federal Specification, a trade association standard, or other similar standards, shall  
42 comply with the requirements in the latest approved revision thereof and any amendments or supplements  
43 thereto in effect on the Effective Date, except as limited to type, class, or grade, or modified in such reference.

44 The standards referred to, except as modified in the Specifications, shall have full force and effect as though  
45 printed in the Specifications.  
46

47 Section 2.04. Ownership and Use of Documents.

1 The Plans and Specifications prepared by the Architect are and shall remain the property of the District.

2 Section 2.05. Written Notice.

3 Written notice may be accomplished by personal delivery, United States mail, overnight mail, facsimile,  
4 e-mail (with confirmation of receipt), or any other form of commercially accepted communication. The  
5 written notice shall become effective upon delivery. Delivery is complete when the notice is hand delivered to  
6 Entity's home office, job-site office, or to Entity's superintendent; or when the facsimile transmission is  
7 complete if completed by 5:00 p.m. on a business day, or otherwise on the following business day; or when an  
8 e-mail return receipt is sent; or two business days after mailing by U.S. mail; or upon actual delivery as  
9 evidenced by a delivery receipt.

10

11 Section 2.06. Not Used.

12

13 Section 2.07. Rights and Remedies.

14 The duties and obligations of the Entity imposed by the Construction Documents and the rights and remedies  
15 of the parties available hereunder shall be in addition to and not a limitation of any duties, obligations, rights  
16 and remedies otherwise imposed or available by law.

17

18 The failure of the District, the District's Representative, the Project Inspector or the Architect to insist in any  
19 one or more instances upon the strict performance of any one or more of the provisions of the Construction  
20 Documents or to exercise any right herein contained or provided by law, shall not be construed as a waiver or  
21 relinquishment of the performance of such provision or right(s) or of the right to subsequently demand such  
22 strict performance or exercise such right(s) and the rights shall continue unchanged and remain in full force  
23 and effect.

24

25

26

1 ARTICLE 3. BONDS

2  
3 Section 3.01. Bonds: Time to Submit.

4 Within ten (10) days after receipt of a Notice to Proceed for Construction, the Entity shall furnish and deliver  
5 to the District bonds as set forth below in Sections 3.03 and 3.04.

6  
7 Section 3.02. Qualifications of Surety.

8 All bonds shall be duly executed by a responsible corporate surety listed in the current version of the United  
9 States Department of the Treasury circular entitled “Companies Holding Certificates of Authority as  
10 Acceptable Sureties on Federal Bonds and as Acceptable Reinsuring Companies,” admitted by the State of  
11 California Department of Insurance to do business in the State of California and acceptable to District.

12  
13 Section 3.03. Performance Bond.

14 The Entity shall submit a faithful Performance Bond on the form provided by the District, conditioned upon  
15 the faithful performance by the Entity of all requirements of the Facilities Lease and the Construction  
16 Documents. The amount of the bond shall be in a sum no less than one hundred percent (100%) of the Total  
17 Base Rent.

18  
19 Section 3.04. Labor and Materials Payment Bond.

20 The Entity shall also submit a bond on the form provided by the District, which in all respects complies with  
21 Civil Code sections 3247-3252, inclusive. This bond, hereinafter referred to as a “Payment Bond,” shall be in  
22 a sum no less than one hundred percent (100%) of the Total Base Rent.

23  
24 Section 3.05. Additional Bonding Requirements.

25 All bonds submitted shall include the following:

- 26
- 27 1. Full name and address of the Entity, Surety, and District
  - 28 2. Effective Date of the Facilities Lease
  - 29 3. Total Base Rent
  - 30 4. Project name and address
  - 31 5. Signature of the Entity
  - 32 6. Corporate Seal if Applicable
  - 33 7. Signature of authorized Surety representative
  - 34 8. Notarization of the Entity and Surety
  - 35 9. Power of Attorney
  - 36 10. Local contact for Surety, with name, phone number, and address to which legal notices may be sent
- 37

1                    ARTICLE 4. PERMITS, LICENSES, ORDINANCES, AND REGULATIONS

2  
3 Section 4.01. Basic Standard.

4 The Entity shall conduct the Work so that all laws and ordinances for the protection of the public and the  
5 workers shall be obeyed fully both by the Entity and by all Subcontractors on the Site.

6  
7 The Entity shall comply with the requirements of the California State Licensing Board and have a valid  
8 contractor’s license, which is to be active and maintained in “Good Standing” throughout full completion of  
9 the Project.

10  
11 The Entity, and any used subcontractor shall be registered pursuant to Labor Code section 1725.5 prior to  
12 executing any contract or engaging in any work, whichever is earlier, that involves the performance of any  
13 public work contract that is subject to the requirements of Division 2, Part 7, Chapter 1 of the California Labor  
14 Code, and shall maintain current registration throughout the term of this Contract.

15  
16 Section 4.02. Permits.

17 The District shall pay all fees required by the Division of the State Architect, Department of General Services,  
18 State of California. The District shall reimburse the Entity for specific construction permits related  
19 exclusively to the project and/or project location that could include but are not limited to encroachment  
20 permits, water usage permits, meter permits, fire alarm permits, elevator permits, confined space and special  
21 work permits, storm water permits, erosion control permits and any applicable State, County or City permits  
22 related to agency inspections, utility connection fees, encroachment permits, utility service charges other than  
23 temporary utility charges unless otherwise indicated, necessary for the completion of the Work. All other fees  
24 and permits shall be at the expense of the Entity. Proper documentation of fee, permit, and utility service  
25 charges shall be submitted to the District through the District’s Representative. No mark-up shall be allowed  
26 the Entity on these reimbursable charges.

27  
28 The Entity shall give all notices and comply with all laws, ordinances, rules, regulations or orders of any  
29 public authority bearing on the performance of the Work.

30  
31 Except as provided above, the District shall secure and pay for necessary approvals, easements, assessments  
32 and charges required for the Construction, use or occupancy of permanent structures or for permanent changes  
33 in existing facilities.

34  
35 Section 4.03. Compliance with Laws and Regulations.

36 The Entity shall keep itself fully informed of and shall observe and shall conduct its operations so as to  
37 comply with, and shall cause any and all persons, firms, or corporations employed by it or under it to observe  
38 and comply with all federal and state laws, and county or municipal ordinances, regulations, orders, and  
39 decrees which in any manner affect those engaged or employed on the Work, or the materials used in the  
40 Work, or in any way affect the conduct of the Work.

41  
42 All work shall be performed in accordance with the rules and regulations, latest Edition of Title 24, Parts 1-5  
43 and 9, California Code of Regulations, and Division of the State Architect, and a copy shall be kept on the job  
44 at all times during construction.



1                                    ARTICLE 5. INTERPRETATION OF PLANS AND SPECIFICATIONS

2  
3    Section 5.01. Sections of Plans and Specifications.

4 For convenience, the Plans and Specifications in the Construction Documents are arranged in several sections,  
5 but this separation shall not be considered as the limits of the work required of any separate trade. The terms  
6 and conditions of the work to be performed by any Subcontractor are strictly between the Entity and the  
7 Subcontractor.

8  
9    Section 5.02. Diagrammatic Drawings.

10 Drawings showing the locations of equipment, wiring, piping, etc., unless dimensioned, are diagrammatic, and  
11 conditions will not always permit their installation in the exact location shown. In such event, the Entity shall  
12 notify the District’s Representative and obtain an Interpretation before proceeding with the work in question.  
13 Unless there is a material increase in the Entity’s scope of Work, installation as specified in the Interpretation  
14 shall be without any additional compensation to the Entity. Any work done after discovery of the issue, until  
15 authorization to proceed based on the Interpretation provided will be done at the Entity’s risk.

16  
17    Section 5.03. Interpretation and Additional Instructions.

18 The goal of the preconstruction involvement of Entity and key Subcontractors is to maximize the parties’  
19 understanding of the design requirements, including the design intent and all technical requirements of the  
20 Project, prior to field construction. In particular, if provided for in Preconstruction Services, the District  
21 expects Entity to have conducted extensive constructability review using BIM models provided to Entity and  
22 to have resolved all potential conflicts that reasonably could be identified in a thorough review prior to notice  
23 to proceed with construction. If the parties have maximized this opportunity, then there will be little or no need  
24 for RFIs or clarifications after construction is commenced.

25  
26 To the extent that the need for clarification does arise, the party seeking clarification should first raise the issue  
27 either in a face-to-face conversation or via telephone with the Architect. The initial conversation shall  
28 describe the issue, identify the area affected, and request the clarification needed. If the parties to that  
29 conversation resolve the issue in the course of that conversation, they shall also agree on how the clarification  
30 shall be documented. If the parties to that conversation are not able to resolve the issue in the course of that  
31 conversation, they shall agree on how the issue will be resolved (who, will do what, by when) and shall agree  
32 which of them will notify the District concerning the issue and the plan for resolution. It is the parties' goal  
33 that RFIs will only be issued to document solutions, rather than raise questions that have not previously been  
34 the subject of a conversation. To the extent that resolution of the issue may affect progress of the Work, the  
35 issue shall be included in the schedule updates.

36  
37 Should the Entity proceed with the work affected before receipt of instructions from the Architect, and, in the  
38 case of a change to the Work, before authorization to proceed, it shall remove and replace or adjust any work  
39 which is not in accordance therewith, and it shall be responsible for any resultant damage, defect, or added  
40 cost, without an extension of the Contract Time.

41  
42    Section 5.04. Architect’s Instruction Bulletins and Drawings.

43 In addition to the drawings incorporated in the Construction Documents, the Architect may furnish such  
44 supplemental drawings or instructions from time to time as may be necessary to make clear or to define in  
45 greater detail the intent of the Plans and Specifications. In furnishing additional drawings or instructions, the  
46 Architect shall have the authority to make minor changes in the Work, not involving any extra cost, and not  
47 inconsistent with the overall design of the Project. Any Architect’s Instruction Bulletin including a change to

1 the Plans and Specifications must be accompanied by a Form DSA-140. If extra cost is known to be involved,  
2 and time permits, these instructions will be accompanied by a RFP. The Entity shall have up to ten (10) days  
3 to respond to the RFP in the form of a Proposed Change Order which shall be accompanied by the  
4 supplemental drawings or instructions signed by the Entity. Upon approval of the PCO, the supplemental  
5 drawings or instructions shall become a part of the Construction Documents; the Entity shall make its Work  
6 conform to them. If time does not permit the processing of a Change Order, the supplemental drawings or  
7 instructions will be accompanied by a Construction Change Directive.

8  
9 Section 5.05. Notification of Disagreement Regarding Scope of Work.

10 When the Entity does not agree that work due to an Interpretation or supplemental drawing or instruction is  
11 within the scope of the Construction Documents, the Entity shall nevertheless perform such work without  
12 delay. Within seven (7) days after receipt of the Interpretation or instruction, the Entity shall submit a  
13 Proposed Change Order to the District's Representative specifying in detail in what particulars the  
14 construction requirements were exceeded and the change in cost resulting therefrom. **Failure of the Entity to**  
15 **provide timely written notice waives the Entity's right to claim that the Interpretation or Architect's**  
16 **Instruction Bulletin constitutes a change to the Contract Documents.** The District's Representative shall  
17 then determine whether the work should be covered by a contingency or allowance per Section 4.4.2.4 or an  
18 amendment to the Total Base Rent is warranted. Change Orders shall be issued in accordance with Article 15  
19 of these General Construction Terms and Conditions. The time during which the request is pending shall not  
20 affect the Contract Time.

21  
22 Section 5.06. As-Built Drawings and Specifications.

23 The Entity shall maintain a hard copy or PDF master set of red line Drawings and Specifications at the Site  
24 which shall be updated weekly to reflect current as-built conditions of the Work as the Work progresses.  
25 The information to be recorded by the Entity will be determined by the Architect, who will be responsible  
26 for preparing the final, reproducible as-built drawings based upon the information submitted by the Entity.  
27 The Entity's as-built information shall be clear and legible, and at a minimum, the following information  
28 shall be inserted and dimensioned on those Drawings and Specifications, in RED, by the Entity: the exact  
29 horizontal and vertical location of all installations in their finished condition, including all electrical,  
30 plumbing and mechanical installations; all changes in construction, materials and installed equipment;  
31 posting of all issued addenda, Request for Information (RFI) signed by the Architect and Architect's  
32 Instruction Bulletins with back-up to the bid documents in all applicable locations along with adequate  
33 dimensional data, both horizontal and vertical, to allow location of covered installations; the identification  
34 of each change authorized by Directive, and the number of that Directive. The updated drawings and  
35 specifications shall be available for review by the District Representative and the Inspector. If as-builts are  
36 marked up in PDF format, the file shall be made available remotely in a manner acceptable to the District  
37 Representative and Inspector.

38  
39 Written confirmation from the District Representative that the as-builts have been properly updated weekly  
40 shall be submitted with each pay application request, and the existence of such properly updated as-builts  
41 shall be a condition precedent to payment. Failure to comply with the preparation and submission of as-  
42 builts may result in the District withholding the current lease payment.

43  
44 As a condition to certification of final completion, the Entity shall provide signed and dated original as-built  
45 drawings and specifications in a PDF color format, with a resolution of 600 DPI and each plan sheet and  
46 specification section bookmarked by name, number or title, together with all additional information  
47 requested by the Architect to enable the Architect to prepare a set of final, reproducible as-built drawings

1 and specifications. Timely submission of complete as-built documents shall be a condition precedent to  
2 certification of final completion. Delays in the submission of complete as-built documents may subject the  
3 Entity to liquidated damages.  
4

1 ARTICLE 6. SUBCONTRACTORS

2  
3 Section 6.01. Subcontracting.

4 The Entity shall give personal attention to the fulfillment of the Construction Documents and all Work of the  
5 Project and shall control the Work.

6  
7 If the Entity subcontracts any Work to be performed or materials to be supplied pursuant to this Agreement,  
8 the Entity shall be as fully responsible to the District for the acts and/or omissions of such subcontractor or  
9 supplier and of the persons either directly or indirectly employed or engaged as subcontractors by such  
10 subcontractor or supplier as it is for its own acts and omissions.

11  
12 The Entity shall bind every Subcontractor or supplier, and every subcontractor of a Subcontractor, by the  
13 terms of the Construction Documents. Every subcontract at every level shall include and incorporate Exhibit  
14 E, the insurance requirements.

15  
16 The Entity shall be responsible to ensure that each of its Subcontractors has an active contractor's license  
17 pertaining to its classification of work maintained in "good standing" from commencement of the  
18 Subcontractor's work through final completion of the Project.

19  
20 All Subcontractors shall be registered pursuant to Labor Code section 1725.5 before performing any public  
21 work contract that is subject to the requirements of Division 2, Part 7, Chapter 1 of the California Labor Code,  
22 and shall maintain current registration throughout through final completion of the Project.

23  
24 The Entity shall not perform work on the Project with a Subcontractor who is ineligible to perform work on  
25 public works project pursuant to Labor Code sections 1725.5, 1777.1, or 1777.7.

26  
27 Section 6.02. Compliance with Project Labor Agreement.

28 The Entity must comply with requirements in the Project Labor Agreement ("PLA"), including without  
29 limitation that the Entity and all subcontractors at every tier will use a skilled and trained workforce to perform  
30 all work on the Project that falls within an apprenticeable occupation in the building and construction trades.

31  
32 Section 6.03. Disputes Between Subcontractors and/or the Entity.

33 If, through acts or neglect on the part of the Entity, including failure to supervise and control its subcontractors  
34 or suppliers, any other contractor, subcontractor or supplier, or worker suffers loss or damage, the Entity  
35 agrees to resolve any resulting dispute with such other contractor, subcontractor, supplier, or worker by  
36 agreement, arbitration or litigation, if such other contractor, subcontractor, or worker shall assert any claim  
37 against the District or any of its officers, agents, or employees, on account of any damage alleged to have been  
38 so sustained.

39  
40 In the event of the receipt of any such claim, the District shall notify the Entity, who shall defend, indemnify,  
41 and save harmless the District and all of its officers, agents, and employees against any such claim, as  
42 provided in the Facilities Lease paragraph 5.5.2..

43  
44 Section 6.04. Dealings with Subcontractors.

45 Nothing contained in the Construction Documents shall create any contractual relationship between any  
46 Subcontractor or supplier and the District or any of its representatives, nor shall the Facilities Lease or the  
47 Construction Documents be construed to be for the benefit of any Subcontractor or supplier.

1  
2  
3  
4  
5  
6  
7  
8  
9  
10  
11  
12  
13  
14  
15  
16  
17  
18  
19  
20  
21  
22

Section 6.05. Termination of Unsatisfactory Subcontractors.

When any portion of the Work that has been subcontracted by the Entity is not being prosecuted in a satisfactory manner, or when materials supplied do not conform to the Construction Documents, the District may direct the Entity to discharge the subcontractor or supplier.

Any Subcontractor or supplier that is discharged shall not again be employed on this Project.

Section 6.06. Payment of Subcontractors and Suppliers.

The Entity shall make all payments to Subcontractors and suppliers as expeditiously and timely as possible, consistent with any applicable law so as to prevent any stop notices, liens or claims from being filed against the District or the Site. Provided that the District has not withheld payments contrary to the provisions of the Facilities Lease, these General Construction Terms and Conditions or law, the Entity shall indemnify, defend and hold the District harmless from any claims or actions which allege that any Subcontractor or supplier was not paid with respect to the Project, except for claims resulting from dispute between District and Entity. Election to bond subcontractors and include the cost of subcontractor bond in the TBR is Entity's with prior approval of the District.

Section 6.07. Subguard.

To the extent the Entity obtains subguard insurance and includes the premiums in the Total Base Rent, the Entity shall refund to the District at the completion of the Project any savings in the premiums.



1                   www.dir.ca.gov/dlse/PublicWorks.html.

2 Section 7.02. Payment of Prevailing Wage Rates.

3 Pursuant to Labor Code Section 1772, workers employed by contractors or subcontractors in the execution of  
4 any contract for public work, including the Preconstruction Services, are deemed to be employed upon public  
5 work as defined in Labor Code Sections 1720-1725. Therefore, the Entity shall pay, and shall cause all  
6 subcontractors, whether under contract with the Entity or under contract with any Subcontractor, to pay not  
7 less than the specified prevailing wage rates to all workers employed in the execution of this Contract.  
8

9 In accordance with Labor Code Section 1775, the Entity shall monitor the payment of the specified general  
10 prevailing rate of per diem wages by subcontractors to employees by periodic review of the certified payrolls  
11 of the subcontractors.  
12

13 Section 7.03. Wage Rate for Crafts Not Listed.

14 The responsibility to check prevailing wage rates is the Entity's. Pursuant to Labor Code Section 1773, the  
15 Entity may file with the Director of DIR or the Chief of the Division of Labor Standards Enforcement  
16 ("DLSE") a petition to review a determination of any rate or rates made by the Director of DIR. The Entity  
17 may also petition the Director of DIR to make a determination for a particular craft, classification or type of  
18 work not covered by a general determination. Pending the review or determination, the wages may be  
19 assumed to be those in the applicable collective bargaining agreement, but no adjustment in the Total Base  
20 Rent shall be made if such assumption is incorrect.  
21

22 Section 7.04. Records of Hours Worked and Wages.

23 The Entity shall keep, and shall cause all subcontractors on the Project to keep, certified payroll records of the  
24 hours and wages of all employees employed on the Project, and those records shall be open at all times for  
25 inspection by the District and/or the Division of Labor Statistics and Enforcement, in accordance with  
26 Sections 1776 and 1812 of the Labor Code. The certified payroll records shall be submitted to DIR including  
27 all required information and including, at a minimum, the following information: the name, address, social  
28 security number, work classification, dates of payroll period, straight time, and overtime hours worked each  
29 day and week, and the actual per diem wages paid to each journeyman, apprentice, worker, or other employee  
30 employed by the Entity and/or each subcontractor in connection with the Work.  
31

32 If the District requests copies of the certified payroll records, then the Entity and/or any subcontractor must  
33 provide the requested records within ten (10) days of the request. In the event that the Entity and/or any  
34 subcontractor fails to submit certified payroll records within ten (10) calendar days of a request from the  
35 District for the records, then the Entity and/or the subcontractor shall, as a penalty, forfeit one hundred dollars  
36 (\$100) per calendar day, per worker, until strict compliance is effectuated. These penalties shall be withheld  
37 from lease payments then due and/or to become due. The Entity is not subject to this penalty assessment due  
38 to the failure of a subcontractor to comply with these requirements if the Entity can demonstrate that it has  
39 fully complied with the provisions of Labor Code Section 1776.  
40

41 The Entity shall not carry on its payrolls any person not actually employed by the Entity, including without  
42 limitation employees of any subcontractor. The Entity shall show on its payrolls all persons actually employed  
43 by the Entity on the Project, in any capacity. The Entity shall cause all subcontractors on the Project, whether  
44 under contract with the Entity or under contract with any Subcontractor, to comply with this Section.  
45

46 In accordance with Government Code Section 8546.7, or any amendments thereto, all books, records, and files  
47 of the Entity, or any subcontractor connected with the performance of this Contract, shall be subject to

1 examination and audit by the Auditor General for a period of three (3) years after final payment. The Entity  
2 shall preserve and cause all subcontractors to preserve such books, records and files for the audit period.

3 Section 7.05. Additional Requirements for Labor Compliance.

4 The Entity shall comply with all applicable and current requirements of the DIR and the DLSE, including  
5 without limitation the following additional requirements, and shall cause all subcontractors on the Project,  
6 whether under contract with the Entity or under contract with any Subcontractor, to comply. The records kept  
7 by the Contactor and all subcontractors of the hours and wages of all employees employed on Project also  
8 shall be open at all times for inspection by the DIR and DLSE, in accordance with Sections 1776 and 1812 of  
9 the Labor Code. Such records shall be furnished electronically to the Labor Commissioner of the DIR  
10 monthly, unless more frequent submission is required herein, and shall be furnished within 10 days of any  
11 separate request by the DIR or DLSE. Payroll records shall be furnished in a format prescribed by the DIR  
12 and uploaded into the electronic certified payroll reporting (eCPR) system.

13  
14 On a random basis and at such other times as it deems appropriate, the DIR also may confirm the accuracy of  
15 payroll reports, including by corroboration of information in payroll reports through independent sources,  
16 including without limitation worker interviews, examination of any time and pay records found within the  
17 definition of "Payroll Records" in section 16000 of Title 8 of the California Code of Regulations, direct  
18 verification of "Employer Payments" (as defined at section 16000 of Title 8 of the California Code of  
19 Regulations) through third-party recipients of those payments, or any other legal and reasonable method of  
20 corroboration. As part of its confirmation process, the DIR may require the Entity and any of its  
21 subcontractors to furnish for inspection itemized statements prepared in accordance with Labor Code Section  
22 226. The DIR may conduct random confirmation based on a recognized statistical sampling of the records  
23 submitted.

24  
25 The DIR may conduct in-person inspection(s) at the site or sites at which the Work of the Project is being  
26 performed ("On-Site Visits"). On-Site Visits may include visual inspection of required job site notices,  
27 including but not limited to (1) the determination(s) of the Director of DIR of the prevailing wage rate of per  
28 diem wages required to be posted at each job site in compliance with Labor Code Section 1773.2; (2) the  
29 Notice of pay days and time and place of payment required by Labor Code Section 207; and (3) any other  
30 notices prescribed by law. On-Site Visits may also include inspections of records, inspections of the work site  
31 and observation of work activities, interviews of workers and others involved with the Project, and any other  
32 activities deemed necessary by the DIR to ensure compliance with prevailing wage requirements. Under Labor  
33 Code Section 90, the Labor Commissioner and his deputies and agents shall have free access to any  
34 construction site or other place of labor and may obtain any information or statistics pertaining to the lawful  
35 duties of the Labor Commissioner, including but not limited to evidence of compliance with Labor Code  
36 Section 226 (itemized wage statements for employees) and other laws enforced by the Labor Commissioner.

37  
38 In accordance with Section 16463 of Title 8 of the California Code of Regulations ("8 CCR Section 16463"),  
39 the District may, on its own or if required by the Labor Commissioner, withhold funds due to the Entity when  
40 payroll records are delinquent or inadequate. The amount withheld shall be those payments due or estimated to  
41 be due to the Entity or subcontractor whose payroll records are delinquent or inadequate, plus any additional  
42 amount that the Labor Commissioner has reasonable cause to believe may be needed to cover a back wage and  
43 penalty assessment against the Entity or subcontractor whose payroll records are delinquent or inadequate.  
44 The Entity shall cease all payments to a subcontractor whose payroll records are delinquent or inadequate until  
45 the Labor Commissioner provides notice that the subcontractor has cured the delinquency or deficiency.  
46 When payments are withheld under 8 CCR Section 16463, the Labor Commissioner will provide the Entity  
47 and subcontractor, if applicable, with immediate written notice that includes all of the following: (1) a



1 statement that payments are being withheld due to delinquent or inadequate payroll records, and that identifies  
2 what records are missing or states why records that have been submitted are deemed inadequate; (2) specifies  
3 what amounts the District has been directed to withhold; and (3) informs the Entity or subcontractor of the  
4 right to request an expedited hearing to review the withholding of payments under Labor Code Section 1742,  
5 limited to the issue of whether the records are delinquent or inadequate or the Labor Commissioner has  
6 exceeded his or her authority under 8 CCR Section 16463. Where the violation is by a subcontractor, the  
7 Entity shall be notified of the nature of the violation and reference shall be made to Entity's rights to withhold  
8 or recover payments from the subcontractor under Labor Code Section 1729. The withholdings under 8 CCR  
9 Section 16463 do not preclude assessment of penalties under Labor Code Section 1776(g) for failure to timely  
10 comply with a written request for certified payroll records, as set forth below.

11  
12 Section 7.06. Underpayment of Wages.

13 The Entity agrees that in the event of underpayment of wages to any employee on the Project, whether by the  
14 Entity or any subcontractor on the Project, the District may retain from payments due to the Entity, an amount  
15 sufficient to pay such worker the difference between the wages required to be paid by the DIR, and the wages  
16 actually paid such worker for the total number of hours worked, plus any penalties and forfeitures. The  
17 District may disburse such retention to such employees.

18  
19 Section 7.07. Apprentices.

20 Attention is directed to the provisions of the PLA and Sections 1777.5, 1777.6 and 1777.7 of the Labor Code  
21 concerning the employment of apprentices by the Entity or any subcontractor.

22  
23 The Entity and all subcontractors on the Project shall comply with the requirements of the PLA and Sections  
24 1777.5 and Section 1777.6 of the Labor Code in the employment of apprentices. Violation of these  
25 requirements shall subject the Entity and/or subcontractor to the penalties set forth in Section 1777.7 of the  
26 Labor Code and/or otherwise provided by law or Contract.

27  
28 Information relative to apprentice standards, wage schedules, and other requirements may be obtained from  
29 the Director of Industrial Relations, ex-officio the Administrator of Apprenticeship, San Francisco, California,  
30 from the Division of Apprenticeship Standards or its branch offices, and/or on the DLSR website at  
31 [www.dir.ca.gov/DLSR/PWD](http://www.dir.ca.gov/DLSR/PWD). Apprentices employed on the Project must at all times work with or be under  
32 the direct supervision of a journeyman or journeymen.

33  
34 Section 7.08. Penalties.

35 In accordance with Articles 2 and 3, Chapter 1, Part 7, Division 2 of the Labor Code, particularly Sections  
36 1775, 1776, 1777.7 and 1813, the Entity shall forfeit to District as a penalty the sum specified below, over and  
37 above any retention or withholds otherwise authorized by the agreement, as follows:

- 38  
39 A. Up to two hundred dollars (\$200) for each calendar day, or portion thereof, for each worker paid less  
40 than the applicable prevailing wages for any work done by him/her under this Contract or under any  
41 subcontract on the Project, with the amount to be determined by the Labor Commissioner in  
42 accordance with the considerations set forth in Labor Code section 1775. If a worker employed by a  
43 subcontractor on the Project is paid less than the prevailing wages by the subcontractor, the Entity is  
44 not subject to this penalty assessment if the Entity can demonstrate that it did not have knowledge of  
45 that failure of the subcontractor to pay the prevailing wages and that it strictly complied with the  
46 requirements of Labor Code Section 1775(b).

1 B. Twenty-five dollars (\$25) for each worker employed in the execution of this agreement by the Entity  
2 or by any subcontractor on the Project for each calendar day during which such worker is required or  
3 permitted to work more than eight (8) hours in any one calendar day and forty (40) hours in any one  
4 calendar week in violation of the provisions of Article 3.  
5

6 C. Failure to provide certified payroll records to the District or to the Labor Commissioner within ten (10)  
7 calendar days of a request, shall, in addition to resulting in a withholding of payments due, result in a  
8 penalty in the amount of one hundred dollars (\$100) for each calendar day, or portion thereof, for each  
9 worker until strict compliance is effectuated. The Entity is not subject to this penalty assessment due  
10 to the failure of a subcontractor to comply with these requirements if the Entity can demonstrate that it  
11 has fully complied with the provisions of Labor Code Section 1776.  
12

13 D. Knowing violation of Labor Code Section 1777.5 shall yield a penalty in an amount not exceeding one  
14 hundred dollars (\$100) for each full calendar day of non-compliance. A contractor or subcontractor  
15 who knowingly commits a second or subsequent violation of Section 1777.5 within a three-year  
16 period, where noncompliance results in apprenticeship training not being provided as required, shall  
17 forfeit as a civil penalty the sum of no more than three hundred dollars (\$300) for each full calendar  
18 day of noncompliance.  
19

20 Section 7.09. Hours of Work; Approval of Schedules.

21 Eight (8) hours of labor constitutes a legal day's work, and forty (40) hours constitutes a legal work week. No  
22 worker employed at any time by the Entity, or by any subcontractor upon the Project, shall be required or  
23 permitted to work more than eight (8) hours in any one calendar day or forty (40) hours in any one week,  
24 except as provided in Labor Code Sections 1810 through 1815.  
25

26 Overtime shall be paid at the rate of not less than one and one-half (1-1/2) times the basic rate of pay, or at  
27 such other rate as stated on the applicable Determination issued by the DIR, or as may be required by  
28 applicable statutes or collective bargaining agreements.  
29

30 The District reserves the right to approve or disapprove the days scheduled for work, and the hours during  
31 which work is in progress.  
32

33 Section 7.10. Compliance with State Anti-Discrimination Laws.

34 The Entity shall comply with Section 1735 of the Labor Code, which provides as follows:

35 "A contractor shall not discriminate in the employment of persons upon public works on  
36 any basis listed in subdivision (a) of Section 12940 of the Government Code, as those  
37 bases are defined in Sections 12926 and 12926.1 of the Government Code, except as  
38 otherwise provided in Section 12940 of the Government Code. Every contractor for  
39 public works who violates this section is subject to all the penalties imposed for a  
40 violation of this chapter."  
41

42 Section 7.11. Workers' Compensation Insurance.

43 The Entity shall provide, at all times during the term of this Facilities Lease, at its sole cost and expense,  
44 workers' compensation insurance for all of the employees engaged in work for the Project. In case any of  
45 the Entity's work is sublet, the Entity shall require the Subcontractor similarly to ensure that all workers  
46 performing Project work are covered by workers' compensation insurance required by law. Any class of  
47 employee or employees not covered by a Subcontractor's insurance shall be covered by the Entity's

1 insurance. In case any class of employees engaged in work on or at the site of the Project is not protected  
2 under Workers' Compensation laws, the Entity shall provide or shall cause a Subcontractor to provide,  
3 adequate insurance coverage for the protection of such employee, not otherwise protected. The Entity shall  
4 file with the District certificates of its workers' compensation insurance, as required in Exhibit E. The  
5 Entity is required to secure payment of compensation to its employees in accordance with the provisions of  
6 Section 3700 of the Labor Code.

7

1 ARTICLE 8. SUPERVISION AND LABOR

2  
3 Section 8.01. Supervision Procedures.

4 The Entity shall supervise and direct the Work using its best skill and attention. The Entity shall be solely  
5 responsible for all construction means, methods, techniques, and procedures and for coordinating all portions  
6 of the Work under the Facilities Lease and the Construction Documents.

7  
8 The Entity shall be responsible to the District for the acts and omissions of its employees, all subcontractors  
9 and their agents and employees and other persons performing any of the Work.

10  
11 The Entity shall not be relieved from its obligations to perform the Work in accordance with the Facilities  
12 Lease and/or the Construction Documents either by the activities or duties of the Architect or the District's  
13 Representative in their administration of the Project or by inspections, tests or approvals (or the lack thereof)  
14 required or performed under Article 9 by persons other than the Entity.

15  
16 Section 8.02. Skilled Labor.

17 All non-apprentice labor shall have the skills of a journeyman in the applicable trade. All workmanship shall  
18 be of the highest quality and finish in all respects.

19  
20 All of the workers on the Project must be either "skilled journeymen" or apprentices registered in an  
21 apprenticeship program approved by the Chief of the Division of Apprenticeship Standards of the Department  
22 of Industrial Relations ("Chief"). A "skilled journeyman" is a worker that either a) graduated from an  
23 apprenticeship program for the applicable occupation that was approved by the Chief or located outside  
24 California and approved for federal purposes pursuant to the apprenticeship regulations adopted by the federal  
25 Secretary of Labor, or b) has at least as many hours of on-the-job experience in the applicable occupation as  
26 would be required to graduate from an apprenticeship program for the applicable occupation that is approved  
27 by the Chief. In addition, the following percentages of the skilled journeymen employed to perform work  
28 on the Project must be graduates of an apprenticeship program for the applicable occupation that was either  
29 approved by the Chief pursuant to Section 3075 of the Labor Code or located outside California and approved  
30 for federal purposes pursuant to the apprenticeship regulations adopted by the federal Secretary of Labor:

- 31 • For work performed by an acoustical installer, bricklayer, carpenter, cement mason, drywall  
32 installer or lather, marble mason, finisher, or setter, modular furniture or systems installer,  
33 operating engineer, pile driver, plasterer, roofer or waterproofer, stone mason, surveyor, terrazzo  
34 worker or finisher, or tile layer, setter, or finisher: thirty percent (30%) or more;
- 35 • For all others except teamsters: sixty percent (60%) or more.

36  
37 The requirement that the specified percentage of skilled journeymen be graduates of an apprenticeship  
38 program shall not apply to work performed by teamsters. For an apprenticeable occupation in which no  
39 apprenticeship program had been approved by the Chief before January 1, 1995, up to one-half of the  
40 graduation percentage requirements above may be satisfied by skilled journeymen who commenced  
41 working in the apprenticeable occupation before the Chief's approval of an apprenticeship program for that  
42 occupation in the Sacramento County.

43  
44 In addition to relying upon the Department of Apprenticeship Standards website for proof of journeymen  
45 graduated from DIR-approved apprenticeship programs, the Entity and its subcontractors may rely upon  
46 Union hiring hall representation that it holds a valid apprenticeship certificate for its dispatched members,  
47 which Union hiring hall representation shall be in writing and maintained by the Entity.

1  
2  
3  
4  
5  
6  
7  
8  
9  
10  
11  
12  
13  
14  
15  
16  
17  
18  
19  
20  
21  
22  
23  
24  
25  
26  
27  
28  
29  
30  
31  
32  
33  
34  
35  
36  
37  
38  
39  
40  
41  
42  
43  
44  
45  
46  
47

Section 8.03. No Tenancy.

All workers, subcontractors, or subcontractors’ representatives are admitted to the Site only for the proper execution of the Work, and have no tenancy.

Section 8.04. Dismissal of Unsatisfactory Employees.

The Entity shall at all times enforce strict discipline and good order among all employees including compliance with the District Guidelines for Conduct on School Sites and shall not employ on the Work any unfit person or anyone not skilled in the assigned task as defined in Section 8.02. The Entity shall remove, or cause a subcontractor to remove from the Project, any incompetent employee, or any employee not skilled for the type of work required as defined in Section 8.02, or any employee who does not comply with the District Guidelines for Conduct on School Sites. The District may require that the Entity immediately remove from the Work any employee for cause.

Section 8.05. Personal Attention and Superintendence; Entity’s Agent.

The Entity shall supervise the Work to the end that it shall be faithfully prosecuted. The Entity shall at all times while the Entity’s scope of work is in progress keep a full-time superintendent who is fully empowered to act as agent for the Entity on the Site. The Entity shall advise the District in writing of its agent prior to the start of any work. The Entity shall be responsible for the faithful observation of all instructions delivered to its authorized agent(s).

Section 8.06. Continuity of Entity’s Key Personnel.

The Entity’s Key Personnel as stated in the Entity’s Proposal shall remain fully engaged in the Project throughout the duration of the Project. The Entity’s Key Personnel shall not be substituted without written approval by the District. For the purposes of this section, Entity’s Key Personnel shall include at least the Entity’s project manager and superintendent, as well as any other Key Personnel specifically identified in the Proposal.

Section 8.07. Entity’s Coordination of Work.

The District reserves the right to do other work in connection with the Project by separate contract or otherwise, including, without limitation, with respect to installing relocatable buildings. The District shall give the Entity written notice at least thirty (30) days in advance of any work to be done by the District’s contractors, agents or employees. The Entity and the District shall at all times conduct their work so as to impose no hardship on the other and shall coordinate with each other so that no delays or discrepancies shall result in the whole Project.

Section 8.08. Fingerprinting.

Education Code section 45125.1 applies to this Agreement. Entity shall, prior to commencement of Work, require any person affiliated with Entity (or, in appropriate cases, himself or herself) to be fingerprinted by the Department of Justice (“DOJ”) if that person will have unsupervised access to school campuses. Upon verification from DOJ that those persons fingerprinted have no record of a serious or violent felony, Entity will so certify by signing and submitting to the Governing Board of District the certification in the form provided by the District. In addition, Entity shall submit the names of those persons who have received clearance and are authorized to have unsupervised access to school campuses on a form provided by the District. Any person whose name is not on the cleared list may not have such access. In that case, Entity must make arrangements with District for appropriate access. No person with a violent or serious felony as

1 reported by DOJ may have access to the school campuses.

2

3 Failure to comply with these terms, or permitting unsupervised access by an employee whose name has not  
4 been cleared by DOJ as certified by Entity shall constitute grounds for termination of this Agreement.

5

1 ARTICLE 9. INSPECTION AND TESTING

2  
3 Section 9.01. Inspection.

4 Inspection shall be provided as required under CCR Title 24, latest Edition. All inspection costs will be paid  
5 for by the District, including special inspection required by Title 24, except as noted otherwise below. A list  
6 of required inspections for the Project is included in the Construction Documents.  
7

8 The Project Inspector shall be approved by the District, DSA, the Architect and the Structural Engineer. The  
9 Project Inspector will be employed by the District and will perform all inspections in accordance with Title 24,  
10 parts 1-5.  
11

12 Section 9.02. Authority of Project Inspector; Stop Work Notices.

13 The designated Project Inspector shall be considered to be a representative of the District. It is the Project  
14 Inspector's duty to inspect the Work.  
15

16 The Project Inspector shall have the authority to order the work designated for inspection stopped if a  
17 determination is made that work is proceeding in violation of the Construction Documents or any orders  
18 issued by the District, District's Representative, or Architect. The failure of the Project Inspector to order the  
19 work stopped does not excuse the Entity from complying with the Construction Documents for that work.  
20

21 Upon issuing a stop work notice, the Project Inspector shall notify the Architect, who shall review the work in  
22 question and determine whether it does or does not comply with the Construction Documents. The decision of  
23 the Architect shall be final, subject to the dispute resolution provisions in Article 23. The Entity shall  
24 thereafter comply with the instructions of the Architect regarding corrections needed to cure the defect. The  
25 suspended work shall be resumed only when the instructions are fulfilled. The Entity shall not be entitled to an  
26 extension of time in the event of such suspension of work if the stop work notice is determined to be validly  
27 supported by facts.  
28

29 Section 9.03. Effect of Inspections.

30 Neither the final inspection and payment, nor any interim inspection or payment shall relieve the Entity of its  
31 obligation to fulfill the Work of the Project as required by the Facilities Lease and/or the Construction  
32 Documents.  
33

34 Any work, materials or equipment not meeting the requirements and intent of the Construction Documents  
35 may be rejected, and unsuitable work or materials shall be made good, notwithstanding the fact that such work  
36 or materials may previously have been inspected and/or payment therefore may have been made.  
37

38 Section 9.04. Inspection of Completed Work.

39 Should the District's Representative or the Architect determine that it is necessary or advisable to make an  
40 inspection of work already completed at any time before final inspection and acceptance of the Work, by  
41 removing or exposing any work, the Entity shall, upon instruction of the District's Representative, promptly  
42 furnish all necessary facilities, labor, and materials to do so. If the work is found to be defective in any respect  
43 due to the fault of the Entity or any subcontractor, the Entity shall bear all expenses of such examination and  
44 satisfactory reconstruction. If, however, the work is found to meet the requirements of the Construction  
45 Documents, the additional cost of labor and material necessarily involved in the examination and replacement  
46 shall be allowed the Entity and a Change Order shall be issued for such cost and any time extension justified  
47 by delays to the critical path.

1  
2 Section 9.05. Notice to District of Inspection.

3 Where the Construction Documents, instructions by the Project Inspector, District's Representative or the  
4 Architect, laws, ordinances, or any public authority having jurisdiction require work to be inspected, tested or  
5 approved before the Work proceeds, such work shall not proceed, nor shall it be covered up without  
6 inspection. If any part of the Work is covered prior to inspection, the District may order the Work to be  
7 uncovered so that inspection may be accomplished. The Entity shall bear all expenses of such examination and  
8 satisfactory reconstruction.  
9

10 The Entity shall provide notice to the Project Inspector at least twenty-four (24) hours in advance of the  
11 readiness for inspection, except for special inspection, which requires at least forty-eight (48) hours advance  
12 notice.  
13

14 All work shall be available for inspection and the Project Inspector shall have full access to review all work  
15 during all working times. The Entity shall provide all necessary means of access (e.g. ladders) for the Project  
16 Inspector to perform its duties. The Entity shall furnish the Project Inspector with any information necessary  
17 to fully inform him/her of conditions. Inspection does not relieve the Entity from fulfilling the requirements of  
18 the Facilities Lease and/or the Construction Documents.  
19

20 Section 9.06. DSA Field Representative.

21 For projects requiring DSA approval, the Division of the State Architect will designate a field representative  
22 who will visit the Site periodically to review with the Project Inspector compliance of the Project with CCR  
23 Title 24 requirements. The DSA field representative may require certain modifications to the Project as  
24 constructed. In the event the Entity believes they are outside the scope of the Facilities Lease and/or  
25 Construction Documents, it shall proceed as provided in Section 5.05.  
26

27 Section 9.07. Overtime Work.

28 Whenever the Entity arranges to work at night or any time when work is conducted other than the normal forty  
29 (40) hour week, or to vary the period during which work is carried on each day, it shall give the District's  
30 Representative and the Project Inspector a minimum of forty-eight (48) hours notice for weekend work and  
31 twenty-four (24) hours notice for daily work so that inspection may be provided. Additional inspection costs  
32 incurred because of overtime or shift work shall be paid by the District. If this overtime work is necessitated  
33 by the Entity's error or failure to perform, the cost of inspection will be borne by the Entity.  
34

35 Section 9.08. Materials Which May be Tested.

36 The District reserves the right to require the Entity to provide samples, and to perform tests on any materials,  
37 articles, equipment, installations, or Construction performed by the Entity in addition to those specified in the  
38 Construction Documents. The District shall assume the cost of sampling and testing materials only when the  
39 Construction Documents do not require the Entity to do so.  
40

41 Section 9.09. Testing.

42 All tests shall be performed under the supervision of the testing laboratory or consultant employed by the  
43 District, and approved by DSA and at such times as are convenient to the Project. The Entity shall provide  
44 written notice to the District's Representative at least twenty-four (24) hours prior to the need for off-site tests  
45 or inspections, and the District's Representative will arrange such tests or inspections. The Entity shall bear  
46 all expenses of tests performed where the Entity failed to provide this minimum notice.  
47



1 Section 9.10. Selection of Samples.

2 All samples and specimens for testing shall be selected by the Project Inspector or by the testing laboratory,  
3 but not by the Entity.

4  
5 Section 9.11. Delivery of Samples.

6 The Entity shall, at its sole cost and expense, furnish, package, mark, and deliver all samples to be tested at  
7 locations other than the Site. Samples shall be delivered either to the Project Inspector or to the testing  
8 laboratory or such other address specified by the District's Representative.

9  
10 Delivery of all samples to the testing laboratory shall be made in ample time to allow the test to be made  
11 without delaying construction. No extra time will be allowed for the completion of the Work by reason of  
12 delay in testing samples required by the Construction Documents or due to the Entity's request for  
13 substitution.

14  
15 The Entity shall allow free access at all times to the representatives of the testing laboratory to the Work, and  
16 shall point out the sources from which samples are taken.

17  
18 All test reports shall be sent to all parties specified by the District's Representative.

19  
20 Section 9.12. Approval of Samples.

21 No materials or work of which samples and/or tests are required shall be used or covered until the District's  
22 Representative informs the Entity that such samples and/or tests have been approved. If the Entity installs,  
23 uses, or covers any such material, article, or work prior to testing and approval, such shall be at the Entity's  
24 sole risk and expense, and it shall bear all costs of uncovering, repair, and replacement thereof.

25  
26 The approval of any samples shall be for the characteristics thereof, or for the uses named in such approval,  
27 and no other. No approval of any samples shall be deemed a change or modification in any requirement of the  
28 Construction Documents. Upon testing of any sample of material or work, no additional sample shall be  
29 considered. All material or work installed after the sampling and testing is performed and approved shall be  
30 equal to or better than the approved sample in all respects and shall be accompanied by documentary proof  
31 that the materials and work sampled is representative of that installed.

32  
33 Section 9.13. Damage Due to Testing.

34 The Entity shall, at its sole cost and expense, repair all damage resulting from testing specified in the  
35 Construction Documents. The District shall issue a Change Order for repair of damage due to sampling or  
36 testing other than specified in the Construction Documents.

37  
38 The Entity shall not make any tests upon portions of the Project already completed, except with the prior  
39 written consent and under the direction and supervision of the District's Representative.

40  
41 Section 9.14. Retesting.

42 If as a result of any test, whether originally specified or not, any material or work is found to be unacceptable,  
43 it shall be rejected, and all further sampling and testing required by the District or District's Representative  
44 shall be at the Entity's expense. The District shall pay initial costs; however the District may deduct that cost  
45 from a subsequent payment.

46

1 Section 9.15. Effect of Sampling and Testing.

2 The District assumes no obligation, and the Entity shall be relieved of no obligation undertaken pursuant to the  
3 Construction Documents by virtue of sampling and testing specified in this Article.

4

5 The responsibility for incorporating satisfactory materials and workmanship which meet the Construction  
6 Documents into the Work rest entirely with the Entity, notwithstanding any prior samples or tests.

7

1                                    ARTICLE 10. PROTECTION OF WORKERS, PUBLIC AND PROPERTY

2  
3 Section 10.01. Safety Precautions and Programs.

4 The Entity shall be responsible for initiating, maintaining and supervising all safety precautions and programs  
5 in connection with the Work, for maintaining all safety and health conditions on the Site, and for ensuring  
6 against and/or correcting any hazardous conditions on the Site. Also, in no case shall the District, the  
7 District's Representative, the Architect, the Inspector, or their agents, employees or representatives, have  
8 either direct or indirect responsibility for the means, methods, techniques, sequences or procedures utilized by  
9 the Entity, or for safety precautions and programs in connection with the Work, or for maintaining any safety  
10 or health conditions on the Site, or for ensuring or correcting any hazardous conditions on the Site.

11  
12 Certain work may be ongoing at the time school is in session; therefore, the Entity shall take precautions to  
13 prevent injury and access to children and staff and shall comply with the District's Guidelines for Onsite  
14 Safety. Material storage and vehicle access and parking shall be subject to District approval.

15  
16 The Entity shall designate a responsible member of its organization at the Site whose duty shall be the  
17 prevention of accidents and overall jobsite safety for contractors'/subcontractors' employees, District's  
18 Representative, Architect, Project Inspector and visitors. This person shall be the Entity's superintendent  
19 unless otherwise designated by the Entity in writing to the District's Representative.

20  
21 Section 10.02. Protection of Persons and Property.

22 The Entity shall at all times, until final acceptance, maintain adequate protection against injury to persons,  
23 including employees, or damage to property, on or near the Project, or adjacent to the Site. The Entity shall  
24 be responsible for maintaining all safety and health conditions on the Site and for ensuring against and/or  
25 correcting any hazardous conditions on the Site, except as stated in the Site Lease related to hazardous  
26 materials that are pre-existing on Site or brought to the Site by others for whom Entity is not liable. With  
27 respect to the Entity's operations and/or duties under this Facilities Lease, in no case shall the District, the  
28 District Representative, the Architect, the Inspector, or their agents, employees or representatives, have  
29 either direct or indirect responsibility for maintaining any safety or health conditions, or for ensuring against  
30 or correcting any hazardous conditions, on or near the Site, or adjacent to the Site.

31  
32 The Entity shall provide a safe environment for all functions to be performed by the District's Representative,  
33 Architect and Project Inspector, and a safe place for all employees to work. The use of alcohol, drugs, or  
34 tobacco will not be permitted on the Site and/or on District property.

35  
36 The Entity shall comply with all Occupational Safety laws, rules and regulations applicable to the Work.

37  
38 Section 10.03. Protection and Repair of Work.

39 The Entity shall take all reasonable measures to protect the District's structures, facilities, equipment, tools,  
40 materials, and any other property on or adjacent to the Site against damage, loss, or theft by providing  
41 adequate security measures for its work. The Entity shall, until final completion of the Project and acceptance  
42 by the District, maintain protection of all of its work and work performed by others for the Work of the Project  
43 from damage, loss, defacement, or vandalism, except that if the District takes occupancy, in whole or in part,  
44 of any portion of the Project prior to the date of final completion, the Entity shall no longer have any  
45 obligation to protect the occupied portion(s) of the Project except (1) to the extent they may be affected by the  
46 Entity's ongoing work, and/or (2) as provided in Sections 10.01, 10.02, 10.04 through 10.10, and 10.12  
47 through 10.14 hereof. The Entity shall provide protection of completed work (even if the District has taken

1 beneficial occupancy) that may be subject to damage as a result of the Entity’s failure to perform as scheduled.

2 Section 10.04. Protection of Workers.

3 The Entity shall take every precaution for the safety of all employees and others on the Work, and to comply  
4 with all applicable provisions of federal, state and local safety laws and building codes to prevent accidents or  
5 injury to persons on, about, or adjacent to the premises where the Work is being performed.

6  
7 The Entity shall erect and properly maintain at all times, as required by the conditions and progress of the  
8 Work, all necessary safeguards for the protection of workers and the public, and shall post danger signs  
9 warning against hazards created by Construction including, but not limited to, protruding nails or reinforcing  
10 steel, hod hoists, elevator hatchways, scaffolding, window openings, stairways, and falling materials.

11  
12 The Entity shall immediately replace or repair any unsafe ladder, scaffolding, shoring, or bracing, or correct  
13 any other dangerous or hazardous situation that may exist. In the event that such situation is due to a pre-  
14 existing condition of the facility, the Entity may be entitled to additional compensation under provisions of  
15 Article 15 to repair or replace such condition in order to maintain a safe worksite. The responsibility for  
16 maintaining a safe working site shall be the Entity’s, and the District and District’s Representative undertake  
17 no obligation to suspend the work or notify the Entity of any hazardous conditions or noncompliance with  
18 safety laws. In no case shall the District, the District’s Representative, the Architect, the Inspector, or their  
19 agents, employees or representatives, have either direct or indirect responsibility for maintaining any safety  
20 or health conditions, or for ensuring against or correcting any hazardous conditions on the Site.

21  
22 Section 10.05. Working Limits and Regulations.

23 The Entity shall confine its apparatus, storage and materials, and construction operations within the limits  
24 established by the District’s Representative, and shall not unreasonably encumber the Site or adjacent areas  
25 with its materials and/or equipment.

26  
27 The Entity shall enforce any reasonable instructions from the District’s Representative or District regarding  
28 placement of signs, fires, danger signals, barricades, radios, noise and smoking, provided such instructions are  
29 in compliance with health and safety laws governing construction activities.

30  
31 Section 10.06. Protection of Existing Improvements.

32 The Entity shall clean the portions of existing improvements and facilities which are used by, traversed or  
33 dirtied by the workers on the Work, normal maintenance due to use by District employees or the public  
34 excepted.

35  
36 All existing improvements and facilities shall be protected from any damage resulting from the operations,  
37 equipment or workers of the Entity during the course of the construction.

38  
39 The Entity shall take all necessary precautions to protect existing facilities against the effects of the elements  
40 and Entity shall be strictly liable for failure to adequately protect any facility.

41  
42 All damaged improvements and facilities to the extent the damages is caused by the Entity or a party for  
43 whom the Entity is liable, shall be replaced, repaired, and restored to their original condition without  
44 additional cost to the District and without an extension of the Contract Time, subject to payment for damage  
45 by insurance proceeds for policies required to be carried under this Lease.

46

1 Section 10.07. Traffic Signals and Traffic Control.

2 Existing signs, lights, traffic signals, control boxes, hydrants, meters, and other similar items occurring within  
3 the street or sidewalk areas shall be kept free of obstructions and accessible at all times. All such items shall  
4 be protected from the Entity's operations and shall not be obliterated or obscured by its equipment or  
5 materials.

6  
7 Should it be necessary to cover up, move, or alter such items, this shall be done only with permission of the  
8 authorities having jurisdiction over the items involved.

9  
10 Should it be necessary to block a street or sidewalk, the Entity shall first notify the District's Representative  
11 and the police and fire departments and other agencies with jurisdiction, and shall comply with their  
12 instructions, including scheduling limitations.

13  
14 Section 10.08. Security of the Site.

15 The Entity's attention is directed to Specification Section 01500 regarding requirements for fencing the Site,  
16 gates, and screening.

17  
18 Section 10.09. Removal of Barricades.

19 Upon completion of the work, the Entity shall remove from the Site all materials used for barricades,  
20 temporary scaffolding, or any other temporary uses.

21  
22 Section 10.10. Protection of Adjacent Property; Notices.

23 In addition to any requirements imposed by law, the Entity shall shore up, brace, underpin, and protect as may  
24 be necessary all foundations and other parts of all existing structures on the Site or adjacent to the Site which  
25 are in any way affected by the excavations or other operations connected with the completion of the Work.

26  
27 Prior to excavation, the Entity shall notify all public utilities and governmental agencies of the work proposed,  
28 and shall ascertain from them the exact location of their utilities.

29  
30 Prior to commencing any work which in any way affects adjoining or adjacent land or buildings thereon, or  
31 public utilities, the Entity shall notify the District's Representative, who will send the District and occupants  
32 thereof a notice, which specifies the type of work to be done, the schedule of the work, the impacts expected  
33 from the work and the protective measures being taken by the Entity. The notice shall also specify that any  
34 person receiving notice who has questions regarding it may contact the District's Representative.

35  
36 Whenever any notice is required to be given to any adjoining or adjacent landowner, utility, governmental  
37 agency or other party before commencement of any work, the notice shall be given by the Entity at least seven  
38 (7) days in advance of the work, or longer if required by law or regulation, with a copy delivered to the  
39 District's Representative.

40  
41 The Entity shall, at the written instruction of the District's Representative, meet with any recipient of such  
42 notice to explain and discuss the proposed work.

43  
44 Section 10.11. Indemnification of Adjacent Property Owners.

45 In the event the Entity enters any agreement with the owners of any adjacent property to enter upon or  
46 adjacent to such property for the purpose of performing the Work, the Entity shall, unless a written agreement  
47 with the owners of the adjacent property provides otherwise, fully indemnify, defend and save harmless such

1 person, firm, or Entity, state or other governmental agency which owns or has any interest in the adjacent  
2 property. The form and content of the indemnification agreement shall be approved by the District prior to  
3 commencement of any work on or about such property.  
4

5 Section 10.12. Fire Protection.

6 The Entity shall take all steps necessary to protect all structures from fires and sparks originating from the  
7 Work, shall comply with all laws and regulations regarding fire protection, and shall comply with all  
8 instructions of the fire department with jurisdiction.  
9

10 The Entity shall notify the District's Representative and the fire department in writing at least seventy-two  
11 (72) hours prior to disconnection of either water or electrical service to the Site, and shall comply with the fire  
12 department's instructions regarding fire safety.  
13

14 The Entity must keep the fire intrusion detection systems operational throughout the duration and scope of its  
15 Work.  
16

17 Section 10.13. Repairs or Replacement.

18 Any damage to existing conditions, or to any other improvement or property above or below the surface of the  
19 ground, whether private or public, arising from performance of this contract by the Entity or any party for  
20 whom the Entity is liable, shall be repaired within forty-eight (48) hours by the Entity without expense to the  
21 District (subject to coverage under insurance in accordance with all applicable provisions in this Lease related  
22 to insurance), unless disruption of school operation or creation of a safety hazard has occurred, in which case  
23 damage will be corrected immediately. If the work cannot be completed within forty-eight (48) hours, then the  
24 Entity must be able to show substantial progress toward completion within that time frame.  
25

26 If, in the opinion of the Architect, the best interest of the District requires that repairs be made prior to the  
27 execution of any further work, the District's Representative will so notify the Entity who shall delay or  
28 discontinue that part of the Work until the necessary repair has been made. Such delay shall be considered  
29 non-compensable.  
30

31 Upon the failure of the Entity to comply with any such order, or upon the Entity's failure to make immediate  
32 emergency repairs which are necessary to protect the Work, the District shall do that work itself as is  
33 necessary to protect life and property, in its sole discretion, and deduct the total cost of such work from the  
34 next Lease Payment. No prior notice to the Entity shall be necessary for the District to take this action.  
35

36 Section 10.14. Emergency Safety Actions.

37 In an emergency affecting the safety of life or property, including adjoining property, the Entity, without  
38 previous instructions or authorizations from the District, is authorized and shall act at its discretion and risk to  
39 prevent such threatened loss or injury, and the Entity shall bear all costs of that action, unless such emergency  
40 is caused by the District's negligence or willful misconduct. The Entity shall immediately notify the District's  
41 Representative of such actions, and thereafter shall comply with any instructions issued by the District's  
42 Representative.  
43

1                    ARTICLE 11. SUBMITTALS, SUBSTITUTIONS AND MATERIALS

2  
3 Section 11.01. Submittals.

4 The Entity, at its sole cost and expense, shall furnish to the District’s Representative all submittals and other  
5 descriptive material as are required by the Specifications or requested by the Architect.

6  
7 Shop drawings shall be done with sufficient detail to adequately describe items proposed to be furnished or  
8 methods of installation to enable the District and Architect to determine compliance with the Specifications  
9 and with the design and arrangement shown on the working drawings.

10  
11 The Entity shall check and coordinate all submittals with the work of all trades involved before they are  
12 submitted. The Entity shall review each submittal for conformance with the requirements of the Construction  
13 Documents.

14  
15 All submittals for the Project shall be made within Thirty-five (35) days of the approval of the schedule of  
16 submittals or as otherwise agreed with the District; however, the Entity shall have the additional responsibility  
17 to coordinate the schedule of its submittals with the requirements of the Construction Schedule so as not to  
18 delay the Project. No delay claims related to submittals will be entertained on the Project for any submittal  
19 originally received after the thirty-five (35) day submittal period or such other period agreed upon by the  
20 District. The District shall not accept limitations in materials, colors, quality, or any other aspect of products  
21 or materials due to the Entity’s failure to provide submittals as required. At the District’s discretion, the Entity  
22 may be directed to furnish and install temporary materials until the District selected material is available.  
23 Further, the District may require the Entity to install the District selected materials during non-school  
24 hours/days without an increase in the Total Base Rent and without an extension of the Contract Time.

25  
26 The Entity shall submit a schedule of submittals organized by Specification section required for the Project. It  
27 shall delineate whether product data, installation instructions, shop drawings, samples, extra stock or mock-  
28 ups are required. The schedule of Submittals shall indicate whether the Submittal will be in electronic format,  
29 as set forth below. In general, other than items requiring color selections, samples and shop drawings,  
30 Submittals will be in electronic format. This schedule of Submittals shall be submitted using an approved  
31 Excel Template within ten (10) calendar days of the issuance of the Notice to Proceed for Construction. Any  
32 omissions or inaccuracies shall not relieve the Contractor of the obligation for conforming to the requirements  
33 in the Contract Documents. The Contractor’s Submittal schedule shall provide sufficient time for delivering  
34 the Submittal to the Architect, the Architect's review of each Submittal, delivering the Submittal to the  
35 Contractor and re-submittal as necessary. In no case shall the Contractor allow fewer than fourteen (14) days,  
36 exclusive of delivery time, for the District Representative and the Architect to review each Submittal.

37  
38 Section 11.02. Submission of Submittals.

39 The Entity shall submit electronically. Electronic Submittals which are submitted together shall be compiled  
40 into a single, bookmarked PDF file, containing links to enable navigation to each item within the Submittal  
41 package. The Entity shall name the electronic Submittal file with a consistent project identifier, composed of  
42 the project name, bid package number, and specification section number. Electronic Submittals shall be  
43 transmitted via the District Representative’s Collaboration Site address,. Submittals shall be submitted to the  
44 District Representative who will not review the Submittals for technical compliance, but may reject any  
45 Submittal found, in the District Representative’s judgment, to be incomplete. The District Representative will  
46 maintain a Submittal log, and weekly meeting minutes shall note if Submittals have been accepted. Submittals  
47 requiring color selections, samples, or shop drawings will be logged into a Sacramento City USD Project

1 Management Software to be selected.

2 For shop drawings, color selections and samples, the Entity shall submit no less than three (3) originals. All  
3 Submittals of shop drawings, color selections and samples shall be marked with the project name, the  
4 Contractor's name, and the specification section number, and shall be accompanied by a letter of transmittal to  
5 the District Representative. The letter of transmittal for shop drawings shall list the identifying number of the  
6 drawings submitted and cross-reference them to the page or sheet in the specifications and/or working  
7 drawings to which they are related.

8  
9 By approving and submitting shop drawings, product data, manufacturer's installation instructions and  
10 samples, the Entity represents that it has determined and verified all materials, field measurements and field  
11 construction criteria related thereto and that it has checked and coordinated the information contained within  
12 those submittals with the requirements of the Work and to the Construction Documents. The Entity shall  
13 adhere to any supplementary processing and scheduling instructions pertaining to shop drawings as may be  
14 issued by the District's Representative.

15  
16 The District's Representative will not accept shop drawings, product data or manufacturers' installation  
17 instructions, which are not sufficiently dimensioned and detailed to demonstrate compliance with the  
18 Construction Documents.

19  
20 The Submittals shall be submitted promptly, so as to cause no delay in the Work. The Submittals shall be  
21 submitted so as to allow the District's Representative and the Architect a review period of no less than  
22 fourteen (14) days.

23  
24 Section 11.03. Review of Submittals.

25 Following submission, the Submittals will be reviewed and returned with one or more of five possible  
26 responses by the District's Representative or Architect. These possible responses are as follows:

27 A. Unreviewed: If the Submittal is not required, or if it is not complete, or if it does not meet the form,  
28 format, and number requirements specified, it may be returned unreviewed. If the Submittal is not  
29 required, work may commence; if the Submittal was returned due to form requirements, it shall be  
30 resubmitted and approval obtained prior to commencement of the work.

31  
32 B. Approved, Reviewed, or No exceptions taken: In the event the Submittal is acceptable as submitted, it  
33 will be returned with this status. Work may proceed upon receipt of approved Submittal.

34  
35 C. Make Corrections Noted: If the Submittal is acceptable except for certain items, which have been  
36 noted by the Architect, it will be so designated. Work may proceed with the corrections made, and no  
37 resubmittal is necessary.

38  
39 D. Revise and Resubmit: This status indicates that revisions are noted on the Submittal, and an additional  
40 Submittal is required to reflect those revisions and/or additional information. Work may not  
41 commence until the resubmittal is approved.

42  
43 E. Rejected: A Submittal may be rejected if it is not in compliance with the Construction Documents, or  
44 if it proposes a substitution which is not acceptable to the Architect. A superseding Submittal shall be  
45 submitted and approved prior to commencement of the work.

46  
47 Should the Entity proceed with the work shown on a Submittal before approval is received, it shall remove and  
48 replace or adjust any work which is not in accordance with the shop drawings or manufacturers' instructions



1 as ultimately approved, and it shall be responsible for any resultant damage, defect, or added cost.  
2 The Entity shall resubmit Submittals in categories "D" and "E" above after making any changes required so  
3 that Submittals will comply with the Construction Documents. When resubmitting, the Entity shall direct  
4 specific attention to deficient areas. Resubmittals shall be made within ten (10) days of return of previous  
5 Submittal, and in any event in sufficient time so as to avoid delay to the Work. No delay claims related to  
6 resubmittals will be entertained on the Project for any resubmittal originally received after the ten (10) days.

7  
8 The Architect shall determine the adequacy and completeness of all Submittals. Where the Architect deems a  
9 Submittal to be inadequate, incomplete, or otherwise unsuitable for proper review, the Entity shall submit all  
10 additional information requested by the Architect. There shall be no change to the Contract Time or the Total  
11 Base Rent when such additional information is required.

12  
13 Section 11.04 Submittals Showing Variation from Contract.

14 It shall be the responsibility of the Entity to specifically point out any variation or discrepancy between the  
15 shop drawings, product data or manufacturers' installation instructions submitted and the Construction  
16 Documents.

17  
18 The Entity shall make specific mention of all variations, along with an explanation of why they are requested,  
19 in its letter of transmittal.

20  
21 Failure by the Entity to identify in its letter of transmittal any variation, discrepancy, or conflict with the  
22 Construction Documents shall render the approval null and void, and the Entity shall bear all risk of loss and  
23 reconstruction costs or delays.

24  
25 If any architectural, plumbing, mechanical, electrical, or structural modifications are required as a result of the  
26 approval of shop drawings or manufacturers' instructions, which deviate from or do not comply with the  
27 Construction Documents, those modifications shall be made without extra cost to the District, and without  
28 extension of the Contract Time. Any other resultant costs, including but not limited to design fees, and cost  
29 incurred by other contractors, or inspection fees, shall be at the expense of the Entity.

30  
31 Section 11.05. Effect of Approval of Submittals.

32 The approval of Submittals or other descriptive material shall not relieve the Entity of the obligation for  
33 accuracy of dimensions and details or for conforming the Work to the requirements of the Construction  
34 Documents at no extra cost to the District, within the Contract Time.

35  
36 Section 11.06. Substitutions.

37 Unless otherwise provided in the technical specifications, the Entity may make proposals for substitutions to  
38 materials and/or processes shown or specified. Substitutions approved in the creation of the TBR are not  
39 subject to this section 11.06.

40  
41 A proposal for substitution shall include all information required by the Architect to evaluate the substitute  
42 material or process. All substitutions shall be submitted with an approved "Substitution Request Form". Such  
43 proposal constitutes a certification that the Entity:

- 44  
45 A. Has investigated the proposed product and determined that it meets or exceeds the performance  
46 requirements of the specified product.  
47

- 1 B. Will provide the same or better warranty for substitution as for specified product.
- 2
- 3 C. Will coordinate installation and make other changes, including relating to work of others, which may
- 4 be required for the Work to be complete in all respects at no additional cost to the District.
- 5
- 6 D. Waives claims for additional costs and/or Contract time, which may subsequently become apparent.
- 7

8 The Architect then will evaluate whether or not the proposed material is equal in quality and utility to the  
9 material specified, make its recommendation to the Owner. Based on the Architect's recommendation, and  
10 following discussion amongst the project team, the Owner will render a decision. If the request is not  
11 accepted, the Entity shall provide the specified product.

12  
13 Substitutions and Requests for Information that affect Structural Safety, Fire and Life Safety or Access  
14 Compliance shall be submitted to DSA for review and approval.

15  
16 Section 11.07. Not Used

17  
18 Section 11.08. Samples and Testing of Proposed Substitutions; Costs of Adapting to Work.

19 When the District's Representative or Architect determines that samples and testing are required to evaluate a  
20 request for a substitution, the District's Representative shall so advise the Entity, and specify the materials or  
21 work to be sampled. The Entity shall, at no cost to the District, provide samples as required by Article 9,  
22 dealing with samples and testing, or the technical specifications.

23  
24 The Entity shall bear all costs of sampling and testing required to decide a request for substitution.

25  
26 Section 11.09. Effect of Approval of Substitution Request.

27 If the substitution request is approved, the Entity shall be solely and directly responsible for setting substituted  
28 materials and/or equipment into the available space, and for the proper operation of the substituted equipment  
29 with all other equipment with which it may be associated, all in a manner acceptable to the District.

30  
31 Neither time extensions nor any increases in the Total Base Rent shall be granted on account of a substitution.  
32 In the event of a savings, the Total Base Rent shall be adjusted by the price difference between the  
33 substitution and the originally specified item.

34  
35 Section 11.10. Quality of Materials and Products.

36 The Entity shall, if required by the Architect, Project Inspector, or District's Representative, furnish  
37 satisfactory evidence as to the kind and quality of materials provided.

38  
39 The District's Representative may require, and the Entity shall submit if required, a list designating the source  
40 of supply of each item of materials incorporated into the Work, and in such event, those materials or products  
41 shall not be delivered to the Site or incorporated therein until after the District's Representative has approved  
42 the list.

43  
44 The Entity shall certify that the materials and equipment installed comply with the Construction Documents  
45 and to the best of the Entity's knowledge, no installed materials or equipment contain asbestos.

46  
47 Section 11.11. Better Material or Process.

48 In the event that the Entity furnishes a material, product, process, or article better than that specified in the

1 Construction Documents, the difference in cost of that material, product, process, or article shall be borne by  
2 the Entity.

3 Section 11.12. Industry Standards.  
4

- 5 A. Any material specified by reference to the number, symbol, or title of a specified standard such as a  
6 Commercial Standard, a Federal Specification, a Trade Association Standard, or other similar standard,  
7 shall comply with the requirements in the latest revision thereof, including any amendments or  
8 supplements thereto, in effect on the effective date of the Facilities Lease, except as limited to type,  
9 class, or grade, or modified in that reference.
- 10
- 11 B. The standard referred to, except as modified in the Specifications, shall have full force and effect as  
12 though printed in the Specifications.
- 13
- 14 1. Where Federal Specifications are referred to as a measure of quality and standard, they refer to  
15 Federal Specifications established by the Procurement Division of the United States Government  
16 and are available from the Superintendent of Documents, U.S. Government Printing Office.
- 17
- 18 2. Where Federal Specification numbers are used, they refer to the latest edition including  
19 amendments thereto.
- 20
- 21 3. Where Commercial Standards (CS) or Product Standards (PS) are referred to as a measure of  
22 quality, standard, and method of fabrication, they refer to Commercial Standards and Product  
23 Standards issued by the U.S. Department of Commerce.
- 24
- 25 4. Where ASTM serial numbers are used, they refer to the latest tentative specifications, standard  
26 specifications, standard method or standard methods of testing, issued by the American Society for  
27 Testing Materials, unless specifically noted.
- 28

29 Section 11.13. Original Packages or Containers; Labels.

30 All materials delivered to the Site shall be new, unless otherwise specified, of the type, capacity, and quality  
31 specified, and free from defects. All materials shall remain in their original packages or containers until ready  
32 for use. The labels of all packages or containers shall remain affixed, and kept legible. No product shall be  
33 stored in any container, the label of which does not accurately describe the contents of the container.

34

35 Section 11.14. Providing and Paying for Materials.

36 Except as otherwise specifically stated in the Construction Documents, the Entity shall provide and pay for all  
37 materials, products, articles, processes, labor, tools, equipment, and installation, and all associated  
38 superintendence of every nature whatsoever necessary to execute and complete the Work within the Contract  
39 Time.

40

41 Section 11.15. Warranty of Title.

42 No material, article, product, supplies, or equipment for the Work shall be subject to any chattel mortgage, or a  
43 conditional sale or other agreement by which an interest therein or in any part thereof is retained by the seller  
44 or supplier.

45

46 The Entity warrants good and sufficient title to all material, supplies, and equipment installed or incorporated  
47 in the Work, and agrees upon completion of the Work to deliver the premises, together with all improvements

1 and appurtenances, constructed or placed thereon by the Entity, to District, free from any claims, liens, or  
2 charges.

3  
4 The Entity agrees that neither it nor any person, firm, or Entity furnishing any materials or labor for any work  
5 covered by this contract shall have any right to a lien upon the premises or any improvement or appurtenances  
6 thereon; provided, however, that nothing contained in this Section shall defeat or impair the rights of persons  
7 furnishing materials or labor under the payment bond given by the Entity, nor any rights under any law  
8 permitting such persons to look to funds due to the Entity but retained by District.

9  
10 The Entity shall cause the substance of these provisions to be included in all subcontracts and material  
11 contracts executed by the Entity and notice of this provision shall be given to all persons furnishing materials  
12 for the Work.

13  
14 This Section shall not disallow the Entity's installing any devices or equipment of utility companies or of  
15 governmental agencies, the title to which is commonly retained by the utility company or the agency.

16  
17 Section 11.16. Patents and Royalties.

18 The Entity and its sureties shall protect, indemnify and hold harmless the District, the District's  
19 Representative, the Project Inspector, the Architect, and its consultants and each of their respective officers,  
20 agents, and employees against any and all demands made for such fees or claims and against any and all suits,  
21 demands, claims or causes of action brought or made by the holder of any invention, patent, copyright, or  
22 trademark, or arising from any alleged infringement of any invention, patent, copyright, or trademark by the  
23 Entity in the course of its performance under this Facilities Lease.

24  
25 Section 11.17. Payment of Federal or State Taxes.

26 Any federal, state or local tax, specifically including sales and use taxes, payable on materials furnished by the  
27 Entity pursuant to the Construction Documents shall be paid by the Entity.

28

1 ARTICLE 12. LEASE PAYMENTS

2  
3 Section 12.01. Lease Payments.

4 The schedule of Lease Payments is set forth Exhibit C to the Facilities Lease. All Lease Payments are subject  
5 to the terms and conditions of the Facilities Lease, including its exhibits.  
6

7 Section 12.02. Schedule of Values.

8 Within ten (10) days of the Notice to Proceed with construction, the Entity shall submit to the District's  
9 Representative a Schedule of Values broken down by phase, and within each phase by building, in sufficient  
10 detail to evaluate progress and costs at any point during construction. In no event shall an individual line item  
11 on the schedule of values exceed five percent of the Total Base Rent unless so approved by the District's  
12 Representative in advance. Labor, material and subcontract costs shall be shown separately. It is expressly  
13 acknowledged that the purpose of the Schedule of Values is not to establish the amount due for any Lease  
14 Payment but is for the District's internal cost tracking purposes and to assist with evaluation of the progress of  
15 the construction of the Project.  
16

17 Section 12.03. Submissions Required for Lease Payments During Construction.

18 No later than five (5) days prior to the date for each Lease Payment established in the Lease Payment Schedule  
19 (Exhibit C to the Facilities Lease) prior to Project acceptance, and as a condition of each such Lease Payment,  
20 the Entity shall submit all of the following to the District's Representative:  
21

- 22 A. Entity shall submit a conditional waiver and release on progress payment under Civil Code section  
23 8132 covering all work, labor, materials and equipment; an unconditional waiver and release on  
24 progress payment under Civil Code section 8134 for all work through the prior lease payment; and an  
25 Affidavit of Payment in the form specified in the District's Construction Administrative Procedures  
26 Manual. Entity, for itself and all of its Subcontractors and Suppliers, shall submit, as a requirement for  
27 Final Construction Lease Payment only, a conditional waiver and release on final payment under Civil  
28 Code section 8136 covering all work, labor, materials and equipment provided on the Project. Within  
29 ten (10) business days following receipt of Final Construction Lease Payment, Entity, for itself and all  
30 of its Subcontractors and Suppliers, shall provide an unconditional waiver and release on final payment  
31 for all Project work, labor, materials and equipment. For purposes of this paragraph, "Final  
32 Construction Lease Payment" shall mean the Lease Payment made following Entity's submittal of  
33 conditional lien releases on final payment for Subcontractors and Suppliers. If Entity fails to submit  
34 all required unconditional waivers and releases on final payment, then District may withhold some or  
35 all of the Lease Payments following the Final Construction Lease Payment in an amount that is  
36 necessary, in the District's sole discretion, to protect the District from potential subcontractor and  
37 supplier claims, until the required unconditional waivers and releases are submitted.  
38
- 39 B. Copy of the schedule of values, marked to show the percentage of completion.  
40
- 41 C. Schedule updates will include phasing plans as applicable.  
42
- 43 D. For the Final Construction Lease Payment and to the extent requested by the District prior to the final  
44 payment, certifications by the Entity and all subcontractors that a skilled and trained workforce was  
45 used for construction of the Project.  
46  
47

1  
2  
3  
4  
5  
6  
7  
8  
9  
10

Section 12.04. Effect of Lease Payments.

Neither the payment, the withholding, nor the retention of all or any portion of any Lease Payment claimed to be due and owing to the Entity shall operate in any way to relieve the Entity from its obligations under the Facilities Lease and/or the Construction Documents. Except to the extent provided otherwise in the Facilities Lease or applicable law, in the event of a District default, the Entity shall continue diligently to prosecute the Work without reference to the payment, withhold, or retention of any Lease Payment. Except as provided in the Facilities Lease or applicable law, the payment, withhold, or retention of any Lease Payment shall not be grounds for an extension of the Contract Time.

1 ARTICLE 13. TIME OF WORK

2  
3 Section 13.01. Construction Schedule Development.

4 Within seven (7) days after receiving the Notice to Proceed with construction, the Entity shall submit a  
5 detailed proposed Construction Schedule consistent with its Preliminary Project Schedule developed during  
6 Phase I, Preconstruction Services, presenting an orderly and realistic plan for completion of the Work, in  
7 conformance with the requirements of this Article.  
8

9 The Contract Schedule shall furnish and comply with the following requirements:

- 10  
11 A. A time scaled CPM type schedule prepared in MS Project Software. Submit the PS project schedule  
12 electronically (pdf, tiff or jpeg format not acceptable)- and hard copy format  
13  
14 B. No activity on the schedule shall have a duration longer than fourteen (14) days, with the exception  
15 of fabrication and procurement activities, unless otherwise approved by the District Representative.  
16 Activity durations shall be the total number of actual days required to perform that activity including  
17 consideration of weather impact on completion of that activity.  
18  
19 C. Procurement of major equipment, through receipt and inspection at the job site, identified as a  
20 separate activity.  
21  
22 D. Owner furnished materials and equipment if any, identified as separate activities.  
23  
24 E. Dependencies (or relationships) between activities.  
25  
26 F. Processing/approval of submittals and shop drawings for major equipment. Activities that are  
27 dependent on submittal acceptance and/or material delivery shall not be scheduled to start earlier  
28 than the expected acceptance or delivery dates.  
29  
30 G. Separate buildings and other independent project elements shall be individually identified in the  
31 network.  
32  
33 H. Fourteen (14) days for developing punch list(s), completion of punch list items, and final clean up  
34 for the work or any designated portion thereof. No other activities shall be scheduled during this  
35 period.  
36  
37 I. Interface with the work of other Contractors (or entities).  
38

39 No unspecified milestones, contractor-designated Constraints, Float suppression techniques, or use-of-  
40 Activity durations, logic ties and/or sequences deemed unreasonable by the District Representative shall be  
41 used in the Project Schedule.  
42

43 The Entity shall submit the reports and the number of copies as required under Section 13.05 of these  
44 General Construction Terms and Conditions.  
45

46 The District Representative will review the proposed Construction Schedule for conformance with the  
47 requirements of the Facilities Lease and the Construction Documents. Within ten (10) days after receipt, the  
48 District's Representative will accept the Construction Schedule or will return it with comments. If the

1 Proposed Construction Schedule is not accepted, the Entity shall revise the schedule to incorporate  
2 comments and become the Construction Schedule. The Entity shall have the right to modify the schedule to  
3 alter sequences or durations of work in the interests of the Project provided it gives timely notice to the  
4 District of such modifications. The District shall have the right to reasonably object to any modifications. In  
5 the event of such objection by the District, the Entity will not make the modification(s).

6  
7 The Construction Schedule shall be the basis for evaluating job progress and time extension requests and  
8 for District planning purposes. The responsibility for developing the Construction Schedule and monitoring  
9 actual progress as compared to the schedule rests with the Entity.

10  
11 Failure of the Construction Schedule to include any element of the Work or any inaccuracy in the  
12 Construction Schedule will not relieve the Entity from responsibility for accomplishing all the Work in  
13 accordance with the Facilities Lease and the Construction Documents.

14  
15 Acceptance of the Construction Schedule will not relieve the Entity of the responsibility for accomplishing  
16 the Work in accordance with the Facilities Lease and the Construction Documents.

17  
18 Section 13.02. Not Used.

19  
20 Section 13.03. Monthly Updates.

21 The Entity shall submit to the District's Representative each month an up-to-date status report of the Work.  
22 The status report shall include:

- 23  
24 A. The Entity's estimated percentage complete and remaining duration for each activity not yet  
25 complete.
- 26  
27 B. Actual start/finish dates for activities as appropriate.
- 28  
29 C. Identification of processing errors, if any on the previous update reports.
- 30  
31 D. Revisions, if any, to the assumed activity durations including revisions for weather impact  
32 for any activities due to the effect of the previous update on the schedule.
- 33  
34 E. Best efforts to identify activities that are affected by Proposed Change Orders issued during  
35 the update period. The parties recognize that depending on the nature, amount, or timing of changes  
36 this may be difficult to accomplish. (See Fragnet, Section 13.04).
- 37  
38 F. Best efforts to resolve any conflicts between actual work progress and schedule logic. When  
39 out of sequence activities develop in the Construction Schedule because of actual construction  
40 progress, the Entity shall submit revision to schedule logic to conform to current status and direction.  
41 The parties recognize that depending on the nature, amount, or timing of changes this may be  
42 difficult to accomplish.

43  
44 The Construction Schedule shall be updated on a monthly basis throughout the entire construction period  
45 until Project completion is achieved. No Lease Payments will be made without the required monthly update  
46 of the Construction Schedule.



1 The District's Representative will review the updated information and meet with the Entity each month at  
2 the Site to determine the status of the Work. If agreement cannot be reached on any issue, the Entity will use  
3 the Architect's determination in the processing of the update.

4  
5 Section 13.04. Schedule Revisions.

6 If the sequence of construction differs significantly, as determined by the District's Representative, from the  
7 Construction Schedule, the Entity shall submit within fifteen (15) days a revised schedule to the District's  
8 Representative for acceptance. Updating the Construction Schedule to reflect actual progress shall not be  
9 considered revisions to the Construction Schedule.

10  
11 When a Proposed Change Order is issued which has the potential to impact specified completion dates, a  
12 Fragnet shall be prepared by the Entity to reflect the impact of such changes as expeditiously as is reasonably  
13 possible in light of the nature, quantity and timing of potential changes. The District's Representative will  
14 promptly review and act on the Fragnet. If the Fragnet has been accepted by the Owner and the Entity  
15 permitted by the Owner to proceed with the Proposed Change Order, the Fragnet shall be incorporated into the  
16 Construction Schedule. Time extensions will be considered only to the extent there is insufficient remaining  
17 float to accommodate these changes, and pursuant to Article 14 of these General Construction Terms and  
18 Conditions. No additional cost beyond that provided in Article 15 will be allowed for the incorporation of  
19 approved Proposed Change Orders into the Construction Schedule, except that, if Owner Initiated Changes, as  
20 defined and described in Section 15.02, exceed twelve percent (12%) of the Total Base Rent, the Entity shall  
21 be entitled to compensation for its added costs of updating and maintaining the schedule as a result of such  
22 changes. Such added costs must be properly substantiated by supporting data.

23  
24 Should the Entity, after acceptance of the Construction Schedule, intend to change its plan of Construction,  
25 it shall submit their requested revisions to the District's Representative, along with a written statement of  
26 the revision, including a description of the logic for rescheduling the Work, methods of maintaining  
27 adherence to Intermediate milestones and other specific dates and the reasons for the revisions. If the  
28 requested changes are acceptable to the District's Representative, they will be incorporated into the  
29 Construction Schedule in the next reporting period.

30  
31 Schedule revisions shall be submitted at least seven (7) days prior to the date of submission of update  
32 information. The Owner will have seven (7) days to review the revisions.

33  
34 Section 13.05. Construction Schedule Reports.

35 Together with the monthly schedule updates, the Entity shall submit the following reports for the proposed  
36 Construction Schedule, Construction Schedule Updates, Construction Schedule Revisions and Recovery  
37 Schedules:

- 38  
39 A. A Schedule Logic Report listing the activities, their early/late and actual start and finish dates,  
40 duration, float and the logic relationship of activities sorted by early start.  
41  
42 B. Network Plots presenting time scaled network diagram showing activities and their relationships.  
43  
44 C. A narrative providing additional clarification/explanation of items such that District is informed of  
45 the approach used to plan and sequence the work, coordinate with other contractors to the extent  
46 applicable, and an updated Construction Schedule showing the current status of construction. Upon  
47 written request of the District, the updated Construction Schedule shall be resource and cost loaded.

1 This narrative shall also address the following: (1) description of Work performed during the  
2 reporting period; (2) Description of the primary, secondary and tertiary Critical Paths; (3) description  
3 of the Work anticipated to be performed during the next reporting period; (4) number of days  
4 ahead/behind the Completion Date; (5) discussion of the changes to the primary Critical Path since  
5 the prior month's update; (6) description of problem areas and anticipated problem areas; (7) current  
6 and anticipated delays including cause of delay, corrective actions taken, and impact of the delay on  
7 other activities, milestones, and completion dates; (8) the actual weather days used (9) pending items  
8 (change orders, requests for time extensions, etc) and status thereof.  
9

10 D. A MS Project Schedule Calculation Summary Report which includes listing of constraints, open-  
11 ends, out-of-sequence work, and scheduling statistics. This report is computer generated when the  
12 Construction Schedule is calculated upon completion of inputting all activity progress at the month  
13 end processing.  
14

15 The Entity shall provide four (4) copies of all reports. The reports shall include one (1) reproducible and  
16 three (3) copies.  
17

18 The Entity shall also provide flash drives containing all the schedule files in the original electronic format  
19 (files in pdf format are not allowed).  
20

21 Section 13.06. Short Interval Schedules.

22 The Entity shall prepare a Short Interval Schedule (SIS) to be used throughout the duration of Work. The SIS  
23 shall include all current activities and projected activities for the succeeding two (2) weeks. The SIS shall  
24 include actual start/finish dates for the preceding one (1) week and it shall be tied to the updated Construction  
25 Schedule. The SIS shall be submitted to the District's Representative prior to the weekly construction  
26 meeting. The Entity shall participate in short interval scheduling coordination during the weekly construction  
27 meetings.  
28

29 Section 13.07. Time of Essence.

30 Time is of the essence. The Entity shall, to the fullest extent possible, carry on the various classes or parts of  
31 the Work concurrently, and shall not defer construction of any portion of the Work in favor of any other  
32 portion of the Work, without the express approval of the District's Representative.  
33

34 Section 13.08 Date of Completion.

35 The Entity shall fully and satisfactorily complete the Work within the Contract Time. The Date of Completion  
36 is set forth in the Facilities Lease, as it may be revised in a Notice to Proceed.  
37

38 Section 13.09 Responsibility for Completion.

39 The Entity shall furnish sufficient manpower, materials, facilities and equipment and shall work sufficient  
40 hours, including night shifts, overtime operations, Sundays and holidays as may be necessary to insure the  
41 prosecution and completion of the Work in accordance with the accepted Construction Schedule. Unless there  
42 are excusable and/or compensable grounds for delay, if work on the critical path is seven (7) days or more  
43 behind the currently updated Construction Schedule and it becomes apparent that the Work will not be  
44 completed within the Contract Time, the Entity will implement whatever steps it deems necessary to make up  
45 all lost time. If the Entity's solution is not successful, it will make further attempts using the following  
46 sequence of events:  
47

1 A. Reschedule activities to achieve maximum practical concurrence of accomplishment of activities.

2 B. If the above cannot be achieved then;

- 3
- 4 1. The Entity shall increase manpower in such quantities and crafts as will substantially eliminate, in  
5 the judgment of the District's Representative, the backlog of work; or increase the number of  
6 working hours, shifts per working day, working days per week or the amount of equipment or any  
7 combination of the foregoing sufficiently to substantially eliminate in the judgment of the  
8 District's Representative the backlog of work.
- 9
- 10 2. In addition, the District's Representative may require the Entity to submit a recovery schedule  
11 demonstrating its program and proposed plan to make up a lag in scheduled progress and to ensure  
12 completion of the Work within the Contract Time. If the District's Representative finds the  
13 proposed recovery schedule unacceptable, it may require the Entity to submit a new plan. If the  
14 actions taken by the Entity or the second plan proposed are unsatisfactory, the District's  
15 Representative may require the Entity to take any of the actions set forth in the previous paragraph  
16 without additional cost to the District to make up the lag in scheduled progress.

17

18 Float, the amount of time an activity can be delayed without affecting the Completion Date, is considered a  
19 project commodity jointly shared between District and Entity and shall be used in the best interest of  
20 completing the Project on time by the party who needs it first.

21

22 Failure of the Entity to comply with the requirements of this Section 13.09 shall be considered grounds for a  
23 determination by the District, pursuant to the Facilities Lease and these General Construction Terms and  
24 Conditions, that the Entity is failing to prosecute the Work with such diligence as will ensure its completion  
25 within the time specified.

26

27 Section 13.10. Daily Reports.

28 No less than on a weekly basis, the Entity's superintendent shall submit to the District Representative daily  
29 reports on the District's furnished form— refer to CAPM or Entities' own form containing same information.

30 The daily reports shall include, without limitation, the identity of subcontractors on the Site; an accurate  
31 headcount of workers on the Site; materials and equipment delivered to the Site; visitors to the Site; any  
32 problems encountered; and photos as necessary to appropriately document the Work.

1 ARTICLE 14. DELAYS AND EXTENSIONS OF TIME

2  
3 Section 14.01. Extensions of Time; Unavoidable Delays.

4 The Entity shall not be granted an extension of time except on the issuance of a Change Order by the Board of  
5 Education, upon a finding of good cause for such extension.

6  
7 A. As used herein, the following terms shall have the following meanings:

- 8  
9 1. “Excusable Delay” means any delay in completion of the Work beyond the expiration of the  
10 allowable Contract Time caused by conditions beyond the control and without the fault or  
11 negligence of the Entity or the District or its agents. These events may include strikes, embargoes,  
12 fire, unavoidable casualties, national emergency, and stormy and inclement weather conditions  
13 beyond the number of days included in the weather allowance in Article 3.3 of the Facilities Lease  
14 in which the District’s Representative and Project Inspector agree that work on the critical path  
15 cannot continue. The financial inability of the Entity or any Subcontractor or supplier and any  
16 default of any Subcontractor, without limitation, shall not be deemed conditions beyond the  
17 Entity’s control. An Excusable Delay will entitle the Entity to an extension of the Contract Time,  
18 in accordance with this Section of the General Construction Term and Conditions and shall not  
19 entitle the Entity to any adjustment of the Total Base Rent but shall be a permitted use of the  
20 Construction Contingency for the period of delay.  
21  
22 2. “Compensable Delay” means any delay in the completion of the Work beyond the expiration date  
23 of the allowable Contract Time caused solely by the wrongful acts of the District or its agents,  
24 including but not limited to the District’s architect, and which delay is unreasonable under the  
25 circumstances and not within the contemplation of the parties. A Compensable Delay entitles the  
26 Entity to an extension of the Contract Time and an adjustment of the General Conditions at the  
27 time of the contract extension based on actual General Conditions costs as allowed by the Contract  
28 Documents but not to exceed the daily rate of **One thousand five hundred dollars (\$1,500.00)** for  
29 every day of delay. Except as provided herein, the Entity shall have no claim for damage or  
30 compensation for any delay, interruption, hindrance, or disruption.  
31  
32 3. “Inexcusable Delay” means any delay in completion of the Work beyond the expiration of the  
33 allowable Contract Time resulting from causes other than those listed in Subparagraphs A1 and  
34 A2, above. An Inexcusable Delay will not entitle the Entity to an extension of the Contract Time  
35 or an adjustment of the Total Base Rent or any Lease Payment and subjects the Entity to liquidated  
36 damages.

37  
38 B. The Entity may make a claim for an extension of the Contract Time, for an Excusable Delay or a  
39 Compensable Delay, subject to the following:

- 40  
41 1. If an Excusable Delay and a Compensable Delay occur concurrently, the maximum extension of  
42 the Contract Time shall be the number of days from the commencement of the first delay to the  
43 cessation of the delay which ends last. Any adjustment of the Lease Payments shall be based on an  
44 adjustment of the General Conditions at the time of the contract extension based on actual General  
45 Conditions costs as allowed by the Contract Documents but not to exceed the daily rate of **One**  
46 **thousand five hundred dollars (\$1,500.00)**. For the period of concurrency, the adjustment is a  
47 permitted use of the Construction Contingency. An increase in the Total Base Rent shall be based

1 only on the non-concurrent portion of any Compensable Delay.  
2

- 3 2. If an Inexcusable Delay occurs concurrently with either an Excusable Delay and/or a Compensable  
4 Delay, the maximum extension of the Contract Time shall be the number of days, if any, from  
5 commencement of the first Excusable and/or Compensable Delay to the cessation of the Excusable  
6 Delay and/or the Compensable Delay. For the concurrency period, regardless of whether with an  
7 Excusable or Compensable Delay, the Entity shall be entitled to an adjustment of Lease Payments  
8 based on an adjustment of the General Conditions at the time of the contract extension based on  
9 actual General Conditions costs as allowed by the Contract Documents but not to exceed the daily  
10 rate of **One thousand five hundred dollars (\$1,500.00)**, which shall be a permitted use of the  
11 Construction Contingency but not an increase in the Total Base Rent. An increase in the Total  
12 Base Rent shall be based only on the non-concurrent portion of any Compensable Delay. The non-  
13 concurrent Inexcusable Delay will not entitle the Entity to an extension of the Contract Time or an  
14 adjustment of the Total Base Rent or any Lease Payment and subjects the Entity to liquidated  
15 damages.  
16

17 Delays in the prosecution of parts or classes of the Work, which do not prevent or delay the completion of the  
18 whole Work within the Contract Time, are not to be considered Excusable or Compensable.  
19

20 Section 14.02. Notice of Delays; Requests for Time Extensions.

21 No later than ten (10) calendar days from the occurrence of any delay that the Entity regards as good cause for  
22 an extension of time, the Entity shall notify the District's Representative in writing of the delay. The notice  
23 shall specify with detail the cause asserted by the Entity to constitute good cause for an extension and a  
24 quantification of the length of the requested extension of time. Failure of the Entity to submit such timely  
25 notice shall constitute a waiver by the Entity of any request for extension to the extent of any prejudice to the  
26 District on account of such delay, and no extension shall be granted as a consequence of such delay.  
27

28 The District shall consider and respond promptly to time extension requests that comply with the terms of the  
29 Facilities Lease and the Construction Documents. The District shall not be responsible or liable to the Entity  
30 for any constructive acceleration due to failure of the District to grant time extensions should the Entity fail to  
31 reasonably comply with the submission and justification requirements of the Construction Documents for time  
32 extension requests.  
33

34 Section 14.03. Investigation; Procedure.

35 Upon receipt of a request for extension, the District's Representative shall conduct an investigation of the facts  
36 asserted by the Entity to constitute good cause for an extension. The District's Representative shall report the  
37 results of this investigation, as well as the propriety of the time extension requested, to the Entity in writing  
38 within ten (10) days of receipt of the request and shall indicate whether it will recommend for or against the  
39 extension. Upon receiving the District's Representative's recommendation, the Entity may either concur in  
40 the recommendation, or reject the recommendation and proceed with a claim as provided for in Article 23.  
41

42 Section 14.04. Discretionary Time Extensions for Best Interest of District.

43 The District reserves the right to extend the time for completion of the Work if the Board of Education  
44 determines that such extension is in the best interest of the District. In the event that a discretionary extension  
45 is granted at the request of the Entity, the District shall have the right to charge to the Entity all or any part, as  
46 the Board of Education may deem proper, of the actual cost of project management, engineering, inspection,  
47 supervision, incidental and other overhead expenses that accrue during the period of the extension, and to

1 deduct all or any portion of that amount from the Final Lease Payment.  
2

3 In the event a discretionary time extension is ordered over the objection of the Entity, and the decision rests  
4 solely with the Board of Education and is not legally compelled for any cause, the Entity shall be entitled to a  
5 Change Order adjusting the price paid to reflect the actual costs incurred by the Entity as a direct result of the  
6 delay, upon its written application therefore, accompanied with such verification of costs as the District's  
7 Representative requires. The decision of the Board of Education on any discretionary time extension and the  
8 costs thereof shall be final and binding on the District and the Entity.  
9

10 Section 14.05. Liquidated Damages.

11 If the Work is not completed by the Entity in the time specified in the Notice to Proceed, or within any period  
12 of extension authorized pursuant to this Article, the Entity acknowledges and admits that the District will  
13 suffer damage, and that it is impracticable and infeasible to fix the amount of actual damages. Therefore, it is  
14 agreed by and between the Entity and the District that the Entity shall pay to the District as fixed and  
15 Liquidated Damages, and not as a penalty, the sum specified in the Facilities Lease, and that both the Entity  
16 and the Entity's surety shall be liable for the total amount thereof, and that District may deduct Liquidated  
17 Damages from any monies due or that may become due to the Entity.  
18

19 Pursuant to Government Code Section 4215, the Entity shall not pay fixed and Liquidated Damages for delay  
20 in completing the Project caused by the failure of the District or the owner of utility facilities located on the  
21 Project Site to provide for removal or relocation of such facilities.  
22

23 Section 14.06. Extension of Time Not a Waiver.

24 Any extension of time granted the Entity pursuant to this Article shall not constitute a waiver by the District  
25 of, nor a release of the Entity from the Entity's obligation to perform its Work in the time specified by the  
26 Facilities Lease, as modified by the particular extension in question.  
27

28 The District's decision to grant a time extension due to one circumstance set forth in one request, shall not be  
29 construed as a grant of an extension for any other circumstance or the same circumstance occurring at some  
30 other time, and shall not be viewed by the Entity as a precedent for any other request for extension.  
31

32 Section 14.07. Effect of Stop Work Notice.

33 If the District issues a Stop Work Notice pursuant to Article 9, the days on which the suspension is in effect  
34 shall be included in determining the required completion date, and shall not otherwise modify or extend the  
35 time within which the Entity is to perform. In such event, the Entity shall not be entitled to any damages or  
36 compensation on account of such suspension or delay, unless the Entity can establish that Stop Work Notice  
37 was not warranted.  
38

1 ARTICLE 15. CHANGES TO THE WORK

2  
3 Section 15.01. No Changes Without Consent.

4 Subject to the Entity’s right to access the Contingencies and Allowances, Entity will complete the Project for  
5 the compensation stated in the Facilities Lease except as provided below. Entity agrees, for itself and on  
6 behalf of its Subcontractors and Suppliers, that no increase in the Facilities Lease will be made for work that  
7 Entity or its Subcontractors and Suppliers might otherwise claim as a Change Order or extra work unless  
8 Entity establishes that the additional cost is the result of one of the following: (a) a material change in the  
9 scope of work directed or authorized by Owner; (b) a change required by regulatory authorities (including  
10 inspections) that was not reasonably ascertainable from the Contract Documents and not reasonably inferable  
11 from Entity's or Subcontractor's knowledge of local practices or circumstances; (c) regulatory fees not  
12 included in the Total Base Rent; (d) Differing Site Conditions; (e) whenever costs are more than or less than  
13 Allowances and District’s Contingency, the compensation shall be adjusted accordingly by Change Order, the  
14 amount of the Change Order shall reflect the difference between actual costs and the Allowances and  
15 District’s Contingency; (f) design errors beyond those reasonably observable in the Plans and Specifications  
16 by an experienced construction professional; or (g) wrongful acts of District or a separate contractor employed  
17 by District, or by damage to the Work caused by fire or other unavoidable casualties not the fault of the Entity  
18 or Subcontractors, Suppliers, or delay authorized by District pending mediation or dispute resolution. Entity  
19 further acknowledges that its contractual obligation to indemnify District extends to claims asserted by  
20 Subcontractors or Suppliers seeking compensation for alleged Change Orders or extra work for which District  
21 is not liable to Entity as a result of these provisions. Subject to the provisions in Article 4 of the Facilities  
22 Lease, nothing in this section shall foreclose Entity from access to the Construction Contingency for properly  
23 incurred Costs of the Work that are attributable to causes for which a Change Order is prohibited by this  
24 section.

25  
26 No extra work shall be performed, and no change shall be made, except pursuant to a written Change Order or  
27 Proposed Change Order, signed by the District, or by a Directive (signed by either the District or the District’s  
28 Representative) stating that the extra work or change is authorized, and no claim for any addition to the Total  
29 Base Rent or Contract Time shall be valid unless so authorized; provided, however, that nothing in this Article  
30 shall excuse the Entity from proceeding with the prosecution of the work so changed. The Entity shall furnish  
31 an itemized breakdown of the quantities and prices used in computing the value of any change, including  
32 permitted uses of Contingencies and Allowances requested by the Entity, or that may have been ordered by the  
33 District, including all items listed in Section 15.06 and 15.07, below.

34  
35 Change Orders shall specify the cost adjustments associated therewith, and in no case shall the District pay or  
36 become liable to pay any sums different than those specified or those established under Section 15.06  
37 and 15.07.

38  
39 Substitutions may be considered Construction Change Directives, if DSA approval is required.

40  
41 Section 15.02. Change Orders.

42 The District may require changes in, additions to, or deductions from the Work to be performed or the  
43 materials to be furnished pursuant to the Construction Documents. Changes may be made pursuant to a  
44 written Change Order (signed by the District), which shall state the agreement of the District, the Entity, and  
45 the Architect, all of the following:

- 46  
47 A. The scope of the change in the Work;

1  
2 B. The amount of the adjustment in the Total Base Rent, if any; and  
3

4 C. The extent of the adjustment in the Contract Time, if any.  
5

6 The District may delete from the Work any item of work. The Entity will be paid for all work done toward the  
7 completion of the item prior to such deletion, as provided herein, but in no event will the amount paid exceed  
8 the Schedule of Values amount less the value of the deleted work. The Entity shall make no claim, nor receive  
9 any compensation for profits, for loss of profit, for damages, or for any extra payment whatever because of  
10 any deleted items of work.

11  
12 The District may also issue unilateral Change Orders based upon a previously issued Directive. Unilateral  
13 Change Orders shall be approved by the District, the Architect and the District Representative, but need not be  
14 signed by the Entity.

15  
16 All adjustments to the Total Base Rent or the Contract Time must be approved by the District Board of  
17 Education.  
18

19 Signature by the Entity on the Change Order constitutes its agreement with and acceptance of the adjustments  
20 in the Total Base Rent and Contract Time, if any, set forth in the Change Order as full and complete  
21 satisfaction of any direct or indirect additional cost and/or time incurred by the Entity in connection with  
22 performance of the change work.  
23

24 Section 15.03. Not Used.  
25

26 Section 15.04. Change Orders Regarding Time for Completion.

27 Any time extension authorized by the District pursuant to Article 14 hereof shall be set forth in a Change  
28 Order signed by the District.  
29

30 Section 15.05. Construction Change Directive/Directive.

31 Changes also may be made pursuant to a Directive, which shall direct a change in the Work and state a  
32 proposed basis for adjustment, if any, in the Total Base Rent or Contract Time, or both. A Directive shall be  
33 used in the absence of total agreement on the terms of a Change Order, or when time does not permit  
34 processing of a Change Order prior to implementation of the change. Directives shall be approved by the  
35 District and the Architect, but need not be signed by the Entity. Only Construction Change Documents or  
36 CCD's that affect Structural Safety, Fire Life Safety or Access Compliance require submittal to DSA under  
37 the cover of the DSA-140 form. See DSA IR A-6.  
38

39 Upon receipt of a Directive, the Entity shall promptly proceed with the change in the Work involved. It is the  
40 intent of the District that all Directives will be converted to a Change Order.  
41

42 When a Directive is used because time does not permit processing of a Change Order prior to implementation  
43 of the change, signature by the Entity on the Directive constitutes its agreement with and acceptance of the  
44 adjustments in the Total Base Rent and Contract Time, if any, set forth in the Directive as full and complete  
45 satisfaction of any direct or indirect additional cost and/or time incurred by the Entity in connection with  
46 performance of the changed work.  
47



1 If the Entity disagrees with the method for adjustment in the Total Base Rent, the adjustment shall be  
2 determined by the District Representative on the basis of any of the methods described in Section 15.06A,  
3 Paragraphs 2, 3, or 4.

4  
5 Section 15.06. Pricing of Changes.

6 A. The following pricing methods shall apply to (1) permitted uses of any Contingency or Allowance or  
7 (2) any change order or Directive that provides for an adjustment to the Total Base Rent:

- 8 1. Mutual acceptance of a lump sum properly itemized and supported by sufficient substantiating data  
9 to permit evaluation;
- 10 2. Unit prices as mutually agreed upon;
- 11 3. The District Representative’s estimate of the value of the change; or
- 12 4. A “cost plus” adjustment subject to the limitations in Section 15.08.

13  
14  
15  
16  
17 Section 15.07. Allowable Costs.

18 A. Allowable costs for any Change Order or permitted use of contingency or allowance shall be limited to  
19 the following:

- 20 1. Costs of labor, including social security, Medicare and unemployment insurance, fringe benefits  
21 required pursuant to Article 7, and workers’ compensation insurance;
- 22 2. Costs of first line supervision labor, including labor burden as described in Paragraph 1. “First Line  
23 Supervision” shall mean a working foreman or lead craft worker other than the project  
24 superintendent;
- 25 3. Actual cost of the project superintendent associated with any period of compensable delay caused  
26 by issuance of the Change Order. In the absence of a compensable delay, all of the project  
27 superintendent’s time is considered to have been paid for as part of the Overhead;
- 28 4. Actual costs of materials, including sales tax and delivery;
- 29 5. Rental costs of machinery and equipment, exclusive of small tools, whether rented from the Entity  
30 or others;
- 31 6. Overhead and Profit as specified below. “Overhead” shall include the following:

32  
33  
34  
35  
36  
37  
38  
39 Preparation of all paperwork related to changes in the Work, including field review, estimating and  
40 cost breakdown; coordination and supervision, both office and field, including the project  
41 superintendent; vehicles including gas and maintenance; small tools, incidentals and consumables;  
42 engineering, detailing, and revisions to shop drawings and as-built drawings; general office and  
43 administrative expense; extended and unabsorbed home office overhead; warranty; costs of bonds,  
44 liability insurance, builder’s risk insurance, all taxes; and all other necessary expenses not  
45 specifically included in Paragraph A above.

46  
47 B. For changes above the Total Base Rent, the following markups shall apply: (1) the Entity’s combined

1 Overhead and Profit for Work performed by its own forces shall be fifteen percent (15 %) of the costs  
2 specified in Section 15.07A (1)-(5); (2) if the changed Work is performed by a Subcontractor, the  
3 Subcontractor shall be entitled to an allowance of fifteen percent (15%) of its labor, material and rental  
4 costs for Overhead and Profit, and the Entity shall be allowed to mark-up the Subcontractor's price ten  
5 percent (10%) for its Overhead and Profit. Cumulative total markup for all tiers of contractors and  
6 subcontractors shall not exceed twenty-five percent (25%).  
7

8 C. For permitted use of the Contingencies or Allowances included in the TBR, the following markups  
9 shall apply: (1) the Entity's combined Overhead and Profit for Work performed by its own forces shall  
10 be its actual fee as stated in its Proposal in response to the RFP plus its actual percentage as stated in its  
11 Proposal in response to RFP of costs for bonds and insurance of the costs specified in Section 15.07 (1)  
12 – (5) unless previously paid; (2) If the changed Work is performed by a Subcontractor, the  
13 Subcontractor shall be entitled to an allowance of up to fifteen percent (15%) as determined by the  
14 Entity, for its labor, material and rental costs for Overhead and Profit and the Entity shall be allowed to  
15 markup the Subcontractor's price its actual fee as noted in the RFP plus its actual percentage as noted  
16 in the RFP of costs for bonds and insurance for its Overhead and Profit. Cumulative total markup for  
17 all tiers of contractors and subcontractors shall not exceed twenty two percent (22%).  
18

19 D. If the net value of a change results in a credit from the Entity or subcontractor, the credit shall be the  
20 actual net cost. When both additions and credits covering related work or substitutions are involved in  
21 any one change, the allowance for Overhead and Profit shall be figured on the basis of the net increase  
22 or decrease, if any, with respect to the change.  
23

24 Section 15.08. Time and Materials Adjustment.

25 A. Record Keeping. In the event that the pricing method selected is the "time and materials" method  
26 described in Section 15.06A, Paragraph 4, the pricing shall be calculated using the formula and costs  
27 set forth in Section 15.07, except that time and material (T&M) labor rates shall be pre-approved by  
28 the District Representative for T&M work. The Entity shall keep and present daily, in such form as the  
29 District Representative may prescribe, an itemized accounting together with appropriate invoices and  
30 other supporting data of the labor, materials, and equipment used during that day. All labor shall be  
31 recorded on separate time sheets clearly identified with the Directive number and scope of extra work  
32 involved. These time sheets shall be signed daily by the District's Representative. No costs will be  
33 allowed for time not recorded and signed the same day the work takes place. The Entity and the  
34 District's Representative shall discuss and attempt to resolve any disputes concerning the Entity's daily  
35 records at the time the report is submitted.  
36

37 B. Reconciliation. The Entity shall on a monthly basis accompanying its Lease Payment submissions  
38 submit a reconciliation for all work performed under a cost plus Directive during the period of the  
39 Lease Payment. A final reconciliation shall be submitted within thirty (30) days after the work of the  
40 Directive is completed. The reconciliation shall recap all costs and appropriate markups for the period.  
41 No costs will be allowed for work not included in a reconciliation within the time periods specified.  
42

43 Section 15.09. Effect on Sureties.

44 All changes authorized by the Construction Documents may be made without notice to or consent of the  
45 sureties on the contract bonds, and shall not reduce the sureties' liability on the bonds.  
46

47 The District reserves the right to require additional payment or performance bonds to secure a Change Order.

1  
2 Section 15.10. Differing Site Conditions.

3 If the Construction Documents require the digging of trenches or other excavations that extend deeper than  
4 four feet below the existing surface, the following provision shall apply to those trenches or excavations:  
5

6 A. In the event that any of the following described conditions is suspected to exist in the trench or  
7 excavation, the Entity shall promptly, and before the condition is disturbed, notify the District's  
8 Representative, in writing, of any:

- 9 1. Material that the Entity believes may be material that is hazardous waste, as defined in Section  
10 25117 of the Health and Safety Code, that is required to be removed to a Class I, Class II, or Class  
11 III disposal site in accordance with provisions of existing law.  
12  
13 2. Subsurface or latent physical conditions at the Site differing materially from those indicated in the  
14 Construction Documents.  
15  
16 3. Unknown physical conditions at the Site of any unusual nature, differing materially from those  
17 ordinarily encountered and generally recognized as inherent in work of the character provided for  
18 in the Construction Documents.  
19

20 B. Upon receipt of notice from the Entity, the District's Representative, the District and the Architect  
21 shall promptly investigate the conditions, and if it is determined that the conditions do materially so  
22 differ or do involve hazardous waste, and cause a decrease or increase in the Entity's cost of, or the  
23 time required for, performance of any part of the work shall issue a Change Order or Directive under  
24 the procedures described in the Construction Documents.  
25

26 C. In the event that a dispute arises between the District and the Entity as to whether the conditions  
27 materially differ, or involve hazardous waste, or cause a decrease or increase in the Entity's cost of, or  
28 time required for, performance of any part of the Work, the Entity shall not be excused from any  
29 scheduled completion date provided for by the Construction Documents, but shall proceed with all  
30 Work to be performed under the Construction Documents. The Entity shall retain any and all rights  
31 provided either by the Construction Documents or by law, which pertain to the resolution of disputes  
32 and protests between the contracting parties.  
33

34 D. No cost or time adjustment, which results in a benefit to the Entity, will be allowed unless the Entity  
35 has provided the required written notice under Paragraph A of this Section 15.10.  
36

37 E. No cost or time adjustment will be allowed under the provisions specified in this Section for any  
38 effects caused on unchanged work.  
39

40 As between the Entity and the District, the District is responsible for the timely removal, relocation, or  
41 protection of existing main or trunkline utility facilities located on the Site if such utilities are not identified in  
42 the Plans and Specifications. If the Entity, while performing its work, discovers utility facilities not identified  
43 in the Plans or Specifications, it shall immediately notify the District and the associated utility in writing.  
44 Thereafter, and provided it has given such notice, the Entity shall be entitled to an adjustment of the Total  
45 Base Rent and an extension of the Contract Time, in accordance with Articles 14 and 15 of these General  
46 Construction Terms and Conditions, for the costs of locating, repairing damage not due to the failure of the  
47 Entity to exercise reasonable care, and removing or relocating such utility facilities not indicated in the Plans

1 and Specifications with reasonable accuracy, and for equipment on the project necessarily idled during such  
2 work when such costs and time are caused by the failure of the District or the owner of the utility to provide  
3 for removal or relocation of such utility facilities. Notwithstanding anything to the contrary herein, the  
4 District is not required to indicate the presence of existing service laterals or appurtenances whenever the  
5 presence of such utilities on the Site can be inferred from the presence of other visible facilities, such as  
6 buildings, meter and junction boxes, on or adjacent to the Site. Nothing herein shall preclude the District from  
7 pursuing any appropriate remedy against the utility for delays which are the responsibility of the utility.  
8  
9

1  
2  
3  
4

ARTICLE 16. NOT USED

1                   ARTICLE 17. REJECTION AND REPLACEMENT OF WORK AND MATERIALS

2  
3   Section 17.01. Rejection of Materials and Workmanship.

4   The District shall have the right to reject materials and workmanship, which are determined, by the District's  
5   Representative, the Architect, or the Project Inspector to be defective or fail to comply with the Construction  
6   Documents. Rejected workmanship shall be corrected to the satisfaction of the District and/or Architect, and  
7   rejected materials shall be removed from the premises and replaced, all without added cost or time to the  
8   District.

9  
10   If the Entity does not correct such rejected work and/or materials within a reasonable time, fixed by the  
11   District's Representative or the Architect in a written notice to the Entity, the District may correct the same  
12   and charge the expense to the Entity, and deduct such expense from the next Lease Payment otherwise payable  
13   to the Entity.

14  
15   If the District determines that it is in its best interest not to correct defective workmanship and/or materials, or  
16   work not done in accordance with the Construction Documents, the Entity agrees that an equitable deduction  
17   from the Total Base Rent shall be made therefore.

18  
19   Section 17.02. Correction of Work.

20   The Entity shall promptly correct all work rejected by the District's Representative, Project Inspector or the  
21   Architect as defective or as failing to conform to the Construction Documents, whether observed before or  
22   after final completion and whether or not fabricated, installed or completed. The Entity shall bear all costs of  
23   correcting such rejected work including compensation for the Architect's, Project Inspector's and the District's  
24   Representative's additional services.

25  
26   If within two (2) years after the earlier of early occupancy of the applicable portion of the Project or the Date  
27   of Completion and acceptance of the Work or within such longer period of time as may be prescribed by law  
28   or by the terms of any applicable special warranty required by the Construction Documents, any of the Work  
29   is found to be defective or not in accordance with the Construction Documents, the Entity shall correct any or  
30   all such work, together with any other work which may be displaced in so doing, without expense to the  
31   District, promptly after receipt of a written notice from the District unless the District has previously given the  
32   Entity a written acceptance of such condition. The District shall issue a correction notice promptly after  
33   discovering the condition. The Entity shall notify the District upon completion of repairs. This obligation  
34   shall survive termination of the Facilities Lease with respect to work in place prior to termination.

35  
36   The Entity shall bear the cost of making good work destroyed or damaged by such correction or removal.

37  
38   Nothing contained in this Section shall be construed to establish a period of limitation with respect to any  
39   other obligations which the Entity might have under the Construction Documents or by operation of law. The  
40   establishment of the time period of two (2) years after the Date of Completion, or such longer period of time  
41   as may be prescribed by law or by the terms of any warranty required by the Construction Documents, relates  
42   only to the specific obligation of the Entity to correct the Work and has no relationship to the time within  
43   which an action may be commenced to establish the Entity's liability with respect to its obligations other than  
44   specifically to correct the work.

1  
2  
3  
4

ARTICLE 18. NOT USED

1 ARTICLE 19. PRESERVATION AND CLEANING

2  
3 Section 19.01. Periodic Cleaning of Project.

4 The Entity shall properly clean its Work and the Site, and maintain its Work area in an orderly manner. The  
5 Entity shall remove all dirt, debris, waste, rubbish, and implements of service from the Project, the adjacent  
6 sidewalks and streets, and the working area daily or as directed by the District's Representative. Debris,  
7 waste, or unused construction materials shall not be left under, in, or about the Project, nor allowed to  
8 accumulate on the Site or in the working area.

9  
10 The Entity, at its sole cost, shall contract with a disposal company to remove all rubbish, and shall have the  
11 refuse containers emptied at frequent enough intervals so that waste does not overflow the containers.

12  
13 If the Entity fails to clean up during progress or upon completion of the Work, the District may perform the  
14 clean up, at the Entity's expense and reduce the amount of the Total Base Rent, including any Lease  
15 Payment(s) due or to become due, accordingly.

16  
17 Section 19.02. Final Cleaning of Project.

18 Prior to final acceptance, the Entity shall thoroughly clean the interior and exterior of the buildings, and the  
19 Site and adjacent areas, of all material related to its performance of the Work, including spots, stains, paint  
20 spots, trade markings and labels, and accumulated dust and dirt. In the event the Entity fails to do so, the  
21 District may cause this work to be done at the Entity's expense and reduce the amount of the Total Base Rent,  
22 including any Lease Payment(s) due or to become due, accordingly.

23  
24 The following list is not inclusive but to act as a guideline to include:

- 25  
26 A. Removal of all paint spots, stains, rubbish, debris, tools and equipment from all areas and broom  
27 clean. Steam clean all carpets and mop floors.
- 28  
29 B. Cleaning interior and exterior of the buildings including all windows in any area affected by the  
30 Work.
- 31  
32 C. Brush off, broom sweep, dust and clean ledges, stairs, doors, hardware, chalk board trays and any  
33 adjoining rooms or areas that were affected by the Work.
- 34  
35 D. The Entity shall clear grounds and exterior paved areas and walks of all construction debris, dirt and  
36 dust and shall repair any Site areas damaged during the course of construction.

37  
38 Prior to final completion or Owner occupancy, the Entity shall conduct an inspection of sight-exposed  
39 surfaces, and all work areas, to verify that the entire work is clean. In the event the Entity fails to do so, the  
40 District may cause this work to be done at the Entity's expense and reduce the amount of the Total Base  
41 Rent, including any Lease Payment(s) due or to become due, accordingly.

42  
43 See also Section 01 74 23 Final Cleaning.



1                    ARTICLE 20. COMPLETION, INSPECTION, AND OCCUPANCY BY DISTRICT

2  
3 Section 20.01. Inspection.

4 When the Entity believes that its construction Work is complete, it shall request in writing a final inspection.  
5 Before calling for final inspection, the Entity shall determine that the following work has been performed:

- 6
- 7        A. General construction has been completed.
- 8
- 9        B. Mechanical and electrical work complete, tested, commissioned and fully functional, and fixtures and  
10           portables, in place, connected and ready for tryout and test.
- 11
- 12        C. Electrical circuits scheduled in panels and disconnect switches labeled.
- 13
- 14        D. Painting and special finishes complete.
- 15
- 16        E. Doors complete with hardware, cleaned of protective film and relieved of sticking or binding and in  
17           working order.
- 18
- 19        F. Tops and bottoms of doors sealed, if needed.
- 20
- 21        G. Floors waxed and polished to the extent specified.
- 22
- 23        H. Broken glass replaced and glass cleaned.
- 24
- 25        I. Grounds cleared of Entity’s equipment, raked clean of debris, and trash removed from the Site.
- 26
- 27        J. Work cleaned, free of stains, scratches, and other foreign matter, replacement of damaged and broken  
28           material.
- 29        K. Finish and decorative work shall have marks, dirt and superfluous labels removed.
- 30

31 Final inspection will be made upon written notification from the Entity to District that the Work has been  
32 completed. The Entity shall receive a list (punch list) of items found unacceptable and shall promptly correct  
33 them. Upon written notification from the Entity that all items have been corrected, re-inspection for final  
34 acceptance of the Project will be made. Failure of the Entity to complete punch list items will necessitate  
35 further re-inspection. Costs of re-inspection will be deducted from any amounts due to the Entity.

36

37 Section 20.02. Use of Work Prior to Acceptance.

38 Whenever, in the opinion of the District, the Work or any part thereof, is in a condition suitable for use, and  
39 the best interests of the District require such use, the District may take possession of, connect to, and open for  
40 public or District use that portion of the Work. The District shall provide Entity not less than ten (10) days’  
41 notice of such possession or use.

42

43 Section 20.03. Repairs or Renewal in the Work.

44 Prior to the Date of Completion, the Entity shall make all repairs or renewals in the portion of the Work  
45 occupied pursuant to Section 20.02 made necessary due to defective material or workmanship, or the  
46 operations of the Entity, ordinary wear and tear accepted.

1 Section 20.04. Effect of Occupancy.

2 The District's occupancy as contemplated in this Article shall not constitute acceptance by the District of the  
3 Work or any part thereof. Such use shall neither relieve the Entity of any of its responsibilities under the  
4 Construction Documents, nor act as a waiver by the District of any of the terms or conditions of the  
5 Construction Documents. Except as provided in Article 10 of Exhibit D, any damage done by the District is  
6 the responsibility of the District, and warranties applicable to the portion of the work occupied will commence  
7 upon that occupancy.  
8

9 Section 20.05. Coordination with Other Activities.

10 The Entity shall conduct its operations so as not to interfere unreasonably with the District's use of the  
11 occupied portions of the Site. The Entity shall submit periodic schedules to the District's Representative  
12 proposing the times, areas, and types of work to be done within such areas.  
13

14 If the Work produces conditions rendering the occupied portions of building, the Site, or other areas  
15 uninhabitable, either because of noise, dust, vibration, smoke, fumes, or for any other cause whatsoever, the  
16 District's Representative may suspend the Work or request the Entity to modify the Construction Schedule,  
17 and the Entity shall comply.  
18

19 If the District takes occupancy pursuant to Section 20.02 it shall not unreasonably interfere with the Entity's  
20 ability to complete its work in a timely and efficient manner.  
21

22 Except as provided by Change Order, the Entity shall not be entitled to a time extension or increase in the  
23 Total Base Rent by virtue of conflicts between the Entity's work and the District's occupancy.  
24

1 ARTICLE 21. PROJECT CLOSEOUT

2  
3 Section 21.01. Entity's Certificate of Completion.

4 When the Entity determines that the Project is complete and all items on the punch list have been satisfied, the  
5 Entity shall submit a Certificate of Completion to the District's Representative.

6  
7 Section 21.02. Additional Submissions.

8 Simultaneously with the Entity's Certificate of Completion, the Entity shall submit the following items to the  
9 District's Representative:

10  
11 A. As-built drawing information pursuant to Section 5.06.

12  
13 B. One (1) original set of documentation and one (1) PDF file(s) in electronic format on a separate flash  
14 drive completely covering the operation and maintenance of the mechanical and electrical installation,  
15 elevators, kitchen equipment, and all other equipment required by the technical specifications to be  
16 furnished with such manuals. The documentation shall include charts, diagrams, performance curves,  
17 catalog information, lubrication manuals, and details pertaining to the functioning of various items of  
18 equipment. The documentation shall be divided logically into "systems" on the basis of operation, without  
19 respect to trades, subcontractors or arbitrary specifications sections. The relationship of the "systems"  
20 shall be clearly and concisely detailed.

21  
22 C. Hazardous material documentation if required.

23  
24 D. DSA Form 6C - Final Verified Report.

25  
26 E. All other required DSA, California Department of Education, State Allocation Board and Office of  
27 Public School Construction forms.

28  
29 F. Any extra stock material and equipment and manufacturer warranties/guarantees as required by the  
30 contract documents.

31  
32 G. Other items as required in the Construction Administrative Procedures Manual.

33  
34 Section 21.03. Final Lease Payment.

35 The Final Lease Payment shall be made at the expiration of the Lease Term in accordance with the Lease  
36 Payment Schedule, but in no event earlier than the expiration of the post-construction lease period, as that  
37 period may be extended, specified in Section 4.2 of the Facilities Lease, which post-construction lease  
38 period shall not commence until a) receipt by the District of the submittals required by this Article and the  
39 Entity's Certification of Completion, b) verification that all of the Work is complete, including all punch list  
40 items, in accordance with the Facilities Lease and the Construction Documents, and c) acceptance by the  
41 District of the Project.

1 ARTICLE 22. GUARANTEES

2  
3 Section 22.01. Guarantee Required.

4 Neither the final Lease Payment nor any provision in the Construction Documents shall relieve the Entity of  
5 responsibility for faulty materials or workmanship incorporated in the Project. The Entity warrants that all  
6 Work done and facilities constructed pursuant to these General Construction Terms and Conditions and the  
7 Construction Documents will be free of faulty materials or workmanship and hereby agrees, immediately upon  
8 receiving notification from District, to remedy, repair or replace, without cost to District, all defects which  
9 may appear as a result of faulty materials or workmanship in the Project, at any time, or from time to time,  
10 during a period beginning with commencement of the Project and ending two (2) years after the Notice of  
11 Completion date for the Project or early occupancy by the District of the portion of the Project on which the  
12 warranty claim is made, whichever is earlier. The foregoing warranty of the Entity applies to the remedy,  
13 repair or replacement of defects which may appear as a result of faulty designs prepared by the Entity and/or  
14 any party retained by, through or under the Entity in connection with the Project, but the foregoing warranty of  
15 Entity does not guarantee against damage to the Project sustained by lack of normal maintenance or as a result  
16 of changes or additions to the Project made or done by parties not directly responsible to the Entity, except  
17 where such changes or additions to the Project are made in accordance with the Entity's directions. No  
18 guarantee furnished by a party other than the Entity with respect to equipment manufactured or supplied by  
19 such party shall relieve the Entity from the foregoing warranty obligation of the Entity. The warranty period  
20 set forth hereinabove shall not apply to latent defects appearing in the Project, and with respect to such defects,  
21 the applicable statute of limitations shall apply.  
22

23 In the event of failure of the Entity to comply with above mentioned conditions within one (1) week after  
24 being notified in writing, the District is hereby authorized to proceed to have defects repaired and made good  
25 at expense of the Entity who hereby agrees to pay reasonable costs and charges therefore immediately on  
26 demand.  
27

28 If, in the opinion of the District, defective work creates a dangerous condition or requires immediate correction  
29 or attention to prevent further loss to the District, the District will attempt to give the notice required by this  
30 Article. If the Entity cannot be contacted or does not comply with the District's requirements for correction  
31 within a reasonable time as determined by the District, the District may, notwithstanding the provisions of this  
32 Article, proceed to make such correction and the reasonable cost shall be charged against the Entity. Such  
33 action by the District will not relieve the Entity of the guarantee provided in this Article or elsewhere in the  
34 Facilities Lease and/or Construction Documents.  
35

36 This Article does not in any way limit the guarantee on any items for which a longer guarantee is specified or  
37 on any items for which a manufacturer gives a guarantee for a longer period. The Entity shall furnish District  
38 all appropriate guarantee and warranty certificates upon completion of the Project.  
39

40 The guarantee period for corrected defective work shall continue for a duration equivalent to the original  
41 guarantee period.  
42

43 The guarantee is in addition to, and not in lieu of, the District's rights under the Facilities Lease, these General  
44 Construction Terms and Conditions and/or the Construction Documents.  
45  
46  
47

1 ARTICLE 23. CLAIMS AND DISPUTES

2  
3 Claims shall be subject to the requirements of Public Contract Code sections 20104 *et seq.* and 9204.  
4 A summary of those provisions is set forth below in Sections 23.02 and 23.03. A waiver of the rights granted  
5 by the referenced statutes is void and contrary to public policy, provided, however, that (1) upon receipt of a  
6 Claim, the parties may mutually agree to waive, in writing, mediation and proceed directly to the  
7 commencement of a civil action or binding arbitration, as applicable; and (2) the District may prescribe  
8 reasonable change order, claim, and dispute resolution procedures and requirements in addition to the  
9 statutory requirements, so long as the contractual provisions do not conflict with or otherwise impair the  
10 statutory timeframes and procedures. To the extent that the summary below is inconsistent with any  
11 requirement of those statutes, the statutes shall control. The terms below are intended to be consistent with the  
12 governing statutes, and any modifications shall be understood as lawful modifications or additions to the  
13 statutory requirements if at all possible.  
14

15 Section 23.01. Notice of Potential Claim.

16 The Entity shall promptly provide a written Notice of Potential Claim to the District upon discovery of  
17 concealed or unknown conditions or discovery of facts regarding any disagreement, protest, direction,  
18 situation, event, or occurrence that may result in a claim, including but not limited to changes in work and  
19 delays. The written Notice of Potential Claim shall set forth the reasons for which the Entity believes  
20 adjustment to the TBR or time for construction will or may be due, the nature of the costs and/or time  
21 involved, and, insofar as possible, the amount of the potential claim. The Notice shall be submitted as soon as  
22 practical, but no more than five (5) working days after the discovery of any facts or event that does or may  
23 give rise to the claim, unless a different period for notice is specified in this Facilities Lease. **Failure to**  
24 **timely submit the Notice of Potential Claim constitutes acknowledgement that the condition(s), fact(s),**  
25 **occurrence(s) or event(s) did not cause any increase in cost or time to perform and waives any Claim**  
26 **that the Entity otherwise may have had the right to submit based on such condition(s), fact(s),**  
27 **occurrence(s) or event(s).**  
28

29 Section 23.02. Definitions.

30  
31 “Claim” means a separate demand by Entity sent by registered mail or certified mail with return  
32 receipt requested, for one or more of the following:

33 (A) a time extension for construction of the Project, including, without limitation, for relief  
34 from damages or penalties for delay assessed by the District under the Facilities Lease.  
35

36 (B) payment by the District of money or damages arising from construction work done by, or  
37 on behalf of, Entity pursuant to the Facilities Lease and payment for which is not otherwise  
38 expressly provided or to which the claimant is not otherwise entitled.  
39

40 (C) payment of an amount related to construction of the Project that the District disputes.  
41

42 “Mediation” means any nonbinding process, including, but not limited to, neutral evaluation or a dispute  
43 review board, in which an independent third party or board assists the parties in dispute resolution through  
44 negotiation or by issuance of an evaluation.  
45

46 “Subcontractor” means any type of contractor within the meaning of Chapter 9 (commencing with Section  
47 7000) of Division 3 of the Business and Professions Code who either is in direct contract with the Entity or is

1 a lower tier subcontractor.

2 Section 23.03. Claims Procedure.

3 All Claims under the Facilities Lease shall be resolved using the following procedure.

4

5 23.03.01 The Claim shall be in writing and include the documents necessary to substantiate the  
6 Claim. The evaluation of the Entity's Claim will be based on the District's records  
7 and the Claim documentation submitted by the Entity, which shall include but not be  
8 limited to the following: an explanation of the background; a chronology (including  
9 dates of all key events and date(s) that the Notice of Potential Claim was given); an  
10 explanation of the Entity's position; supporting documentation of merit; analysis of  
11 delay for any claimed additional time, including CPM schedules; and a calculation of  
12 damages or additional amounts claimed, if any. Supporting documentation of merit  
13 may include, but not be limited to, Construction Documents, correspondence,  
14 conference or meeting notes, shop drawing logs, survey books, inspection reports,  
15 delivery schedules, test reports, daily reports, subcontracts, CPM schedules, photos,  
16 RFIs, Directives, and other such records. Supporting documentation of damages may  
17 include, but not be limited to, certified payroll reports; purchase orders; invoices;  
18 project as-planned and as-built costs; Subcontractor payment releases; quantity  
19 reports; other related records; general ledger and any other accounting materials.

20

21 Claims must be submitted within thirty (30) days of when the Entity becomes aware  
22 of the facts giving rise to the Claim, except that the Claim must be submitted no later  
23 than thirty (30) days from the date that a Notice of Completion is filed. Any Claim  
24 shall be certified under penalty of perjury and in compliance with the California False  
25 Claims Act, as set forth in Section 23.04 below. Failure to include these required  
26 certifications will constitute grounds for immediate rejection of the Claim and shall  
27 be deemed a waiver and absolute bar of the Claim, including any right to pursue the  
28 Claim further.

29

30 23.03.02 If a Subcontractor, including a lower tier Subcontractor, lacks legal standing to assert  
31 a Claim against the District because privity of contract does not exist, then the Entity  
32 may present a Claim on behalf of such a Subcontractor. A first-tier Subcontractor  
33 may request in writing, either on its own behalf or on behalf of a lower tier  
34 Subcontractor, that the Entity present a Claim on behalf of the Subcontractor for work  
35 that was performed by the Subcontractor. The Subcontractor requesting that the claim  
36 be presented shall furnish reasonable documentation to support the Claim. Within  
37 forty-five (45) days of receipt of this written request, the Entity shall notify the  
38 Subcontractor in writing as to whether the Entity presented the Claim and, if the  
39 Entity did not present the Claim, provide the Subcontractor with a statement of the  
40 reasons for not having done so.

41

42 23.03.03 Upon receipt of a Claim, the District shall conduct a reasonable review of the Claim.  
43 Within thirty (30) days of receipt of the Claim, the District may request, in writing,  
44 any additional documentation supporting the Claim or relating to defenses to the  
45 Claim that the District may have against the Entity. Where additional information is  
46 requested by the District, the time in which the District must respond to a Claim shall  
47 be tolled until all requested information is provided. If additional information is

1 thereafter required, then it shall be requested and provided upon mutual agreement of  
2 the District and the Entity.  
3

4 23.03.04 Within forty-five (45) days of receipt of the Claim, as that time may be tolled as  
5 provided in Section 23.03.03 above, the District shall provide the Entity with a  
6 written statement identifying what portion of the Claim is disputed and what portion  
7 is undisputed. Upon receipt of a Claim, the District and the Entity may, by mutual  
8 agreement, extend the time period for a response. Failure by the District to respond  
9 to a Claim within the time periods described herein shall result in the Claim being  
10 deemed rejected in its entirety. A Claim that is denied by failure of the District to  
11 respond shall not constitute an adverse finding with regard to the merits of the Claim  
12 or the responsibility or qualifications of the Entity.  
13

14 23.03.05 Any payment due on an undisputed portion of the Claim shall be processed and made  
15 within sixty (60) days after the District issues its written statement. The District shall  
16 not fail to pay money as to any portion of a claim which is undisputed except as  
17 otherwise provided in the Facilities Lease.  
18

19 23.03.06 If the Entity disputes the District's written response, or the District fails to respond  
20 within the time prescribed, the Entity may so notify the District, in writing, either  
21 within fifteen (15) days of receipt of the District's response or within fifteen (15) days  
22 of the District's failure to respond within the time prescribed, respectively, and  
23 demand an informal conference to meet and confer for settlement of the issues in  
24 dispute. Upon receipt of a demand, sent by registered mail or certified mail, return  
25 receipt requested, the District shall schedule a meet and confer conference within  
26 thirty (30) days for settlement of the dispute.  
27

28 23.03.07 Within ten (10) business days following the conclusion of the meet and confer  
29 conference, if the Claim or any portion of the Claim remains in dispute, then the  
30 District shall provide the Entity a written statement identifying the portion of the  
31 Claim that remains in dispute and the portion that is undisputed. Failure by the  
32 District to provide the written statement within the time periods described herein shall  
33 result in the remaining Claim issues being deemed rejected in their entirety. Denial  
34 by failure of the District to respond shall not constitute an adverse finding with regard  
35 to the merits of the remaining Claim issues or the responsibility or qualifications of  
36 the Entity. Any payment due on an undisputed portion of the Claim shall be  
37 processed and made within sixty (60) days after the District issues its written  
38 statement.  
39

40 23.03.08 Any remaining disputed portion of the Claim following the meet and confer  
41 conference shall be submitted to nonbinding mediation, with the District and the  
42 Entity sharing the associated costs equally. The District and Entity shall mutually  
43 agree to a mediator within ten (10) business days after the disputed portion of the  
44 Claim has been identified in writing. If the parties cannot agree upon a mediator, each  
45 party shall select a mediator and those mediators shall select a qualified neutral third  
46 party to mediate with regard to the disputed portion of the Claim. Each party shall  
47 bear the fees and costs charged by its respective mediator in connection with the

1 selection of the neutral mediator. Unless otherwise agreed to by the District and the  
2 Entity in writing, the mediation conducted pursuant to this Section shall excuse any  
3 further obligation under Public Contract Code Section 20104.4 to mediate after  
4 litigation has been commenced. This Section does not preclude arbitration if  
5 mediation under this Section does not resolve the parties' dispute.  
6

7 23.03.09 If mediation is unsuccessful, then the Entity may file a claim as provided in Chapter 1  
8 (commencing with Section 900) and Chapter 2 (commencing with Section 910) of  
9 Part 3 of Division 3.6 of Title 1 of the Government Code with respect to the parts of  
10 the Claim remaining in dispute. For purposes of those provisions, the running of the  
11 period of time within which a claim must be filed shall be tolled from the time the  
12 Entity submits its written Claim pursuant to Section 23.03.01 until the time that  
13 mediation of disputed portions of that Claim is completed. This Section does not  
14 apply to tort claims, and nothing in this Section is intended nor shall be construed to  
15 change the time periods for filing tort claims or actions specified by Chapter 1  
16 (commencing with Section 900) and Chapter 2 (commencing with Section 910) of  
17 Part 3 of Division 3.6 of Title 1 of the Government Code.  
18

19 23.03.10 Amounts not paid in a timely manner as required by this Section shall bear interest at  
20 seven percent (7%) per year.  
21

22 23.03.11 Claims of \$375,000 or less are subject to the following procedures for civil actions  
23 filed to resolve the claims:  
24

25 (a) The case shall be submitted to judicial arbitration pursuant to Chapter 2.5  
26 (commencing with Section 1141.10) of Title 3 of Part 3 of the Code of Civil  
27 Procedure, notwithstanding Section 1141.11 of that code. The Civil  
28 Discovery Act (Title 4 (commencing with Section 2016.010) of Part 4 of the  
29 Code of Civil Procedure) shall apply to any such proceeding, consistent with  
30 the rules pertaining to judicial arbitration.  
31

32 (b) The parties stipulate that the arbitrator shall be experienced in construction  
33 law and shall be paid necessary and reasonable hourly rates of pay not to  
34 exceed their customary rate, and such fees and expenses shall be paid equally  
35 by the parties, except in the case of arbitration where the arbitrator, for good  
36 cause, determines a different division. In no event shall these fees or expenses  
37 be paid by state or county funds.  
38

39 (c) In addition to Chapter 2.5 (commencing with Section 1141.10) of Title 3 of  
40 Part 3 of the Code of Civil Procedure, any party who, after receiving an  
41 arbitration award, requests a trial *de novo* but does not obtain a more favorable  
42 judgment shall, in addition to payment of costs and fees under that chapter,  
43 pay the attorneys' fees of the other party arising out of trial *de novo*.  
44

45 (d) The court may, upon request by any party, order any witnesses to participate  
46 in arbitration process.



1  
2  
3  
4  
5  
6  
7  
8  
9  
10  
11  
12  
13  
14  
15  
16  
17  
18  
19  
20  
21  
22  
23  
24  
25  
26  
27  
28  
29  
30  
31  
32  
33  
34  
35  
36  
37  
38  
39

In any suit filed under Public Contract Code Section 20104.4, the District shall pay interest at the legal rate on any arbitration award or judgment. The interest shall begin to accrue on the date the suit is filed in a court of law.

Section 23.04. Claim Certification.

Entity acknowledges that it has read and is familiar with the provisions of the False Claims Act (California Government Code Sections 12650 *et seq.*). Submission by Entity of any claim (as the term “claim” is defined in False Claims Act) to the District in connection with the Project, whether on its behalf or on behalf of a subcontractor or material supplier, shall constitute a representation by Entity to the District that submission of the claim does not, in any respect, violate the False Claims Act. Any party with an interest in the claim, including Entity and any subcontractor or material supplier, shall certify under penalty of perjury the validity and accuracy of any claim submitted to the District, as provided below. Compliance with this claims certification requirement shall be a condition precedent to any obligation District might otherwise have to review the claim and failure to provide such certification shall constitute a waiver of the claim.

**CLAIM CERTIFICATION**

Under penalty of perjury, and with specific reference to the California False Claims Act, Government Code sections 12650 *et seq.*, I certify that submission of the attached claim is made in good faith; that the supporting data prepared by the undersigned company are accurate and complete to the best of my knowledge and belief; that submission of the claim to the District does not violate the False Claims Act; and that I am duly authorized to certify the claim on behalf of the claimant.

Dated: \_\_\_\_\_

\_\_\_\_\_  
(Company)

\_\_\_\_\_  
(Signature)

Title: \_\_\_\_\_

Section 23.05. Continuance of Work.

In the event of a dispute between the parties as to performance of the Work or the interpretation of the Construction Documents, or payment or nonpayment for Work performed or not performed, the parties shall attempt to resolve the dispute. Pending resolution of this dispute, the Entity agrees to continue the Work diligently to completion. If the dispute is not resolved, except as provided otherwise in the Facilities Lease, the Entity agrees it will neither rescind the Facilities Lease, nor stop the progress of the Work on the Project.



1 termination of this Facilities Lease.

**DIVISION 1 - GENERAL REQUIREMENTS**

1  
2  
3  
4  
5

The following constitute the General Requirements applicable to the construction of the Project.

All references herein to “Contractor” or “the Contractor” shall be deemed to apply to the Entity.

1                   **SECTION 01 31 00 PROJECT MANAGEMENT INTERNET COMMUNICATION**  
2   **REQUIREMENTS**

3  
4 **PART 1 - GENERAL**

5  
6 1.01 RELATED DOCUMENTS

- 7  
8       A. All Contract Documents, including General Conditions, Supplementary Conditions, and other  
9       Division 1 - General Requirements, apply to the work of this section.  
10  
11       B. This section contains general information that applies to all work performed under the Contract, and  
12       is made inherently a part of each specification section.  
13

14 1.02 GENERAL PROJECT MANAGEMENT OBJECTIVES

- 15  
16       A. Sacramento City Unified School District (SCUSD) has directed its Entity to use the project's  
17       existing Internet/Web-based project management software to track and manage the project.  
18  
19       B. Use of this project management software will not replace or change any contractual  
20       responsibilities of the construction team members.  
21  
22       C. Each project team member of the Entity: Superintendent, Project Engineer, Scheduler, and Project  
23       Manager, et al., shall have access to the Internet and an Internet e-mail address in order to  
24       communicate with various project team members. The Entity shall provide immediately upon receipt  
25       of the Notice to Proceed confirmation of these conditions and the names, positions, and e-mail  
26       addresses to SCUSD's Representative.  
27

28 1.03 SOFTWARE AND HARDWARE REQUIREMENTS

- 29  
30       A. TBD.

31  
32   END OF SECTION  
33

1 **Section 01 31 19 - PROJECT MEETINGS & PROCEDURES**

2 **PART 1 – GENERAL**

3  
4 **1.01 SECTION INCLUDES**

5  
6 A. The District Representative will schedule and administer a preconstruction meeting, regular  
7 progress meetings, and specially called meetings throughout progress of the Work, and will:  
8

9 1. Prepare agenda for meetings.

10 2. Make physical arrangements for meetings.

11 3. Preside at meetings.

12 4. Record the minutes; include significant proceedings and decisions.

13 5. Reproduce and distribute copies of minutes after each meeting to participants in the  
14 meeting and to parties affected by decisions made at meeting.  
15

16 B. Representatives of the Entity, subcontractors and suppliers attending meetings shall be  
17 experienced supervisory staff with written authorization to act on behalf of the entity each  
18 represents.  
19

20 **1.02 PRECONSTRUCTION MEETING**

21  
22 A. Timing: Prior to start of construction.

23  
24 B. Attendance: Architect and consultants as appropriate, District’s Representative, Entity,  
25 subcontractors as requested, Project Inspector.

26  
27 C. Purpose: Discuss and familiarize contractors with construction administrative procedures to  
28 be used on Project.  
29

30 **1.03 PROGRESS MEETINGS**

31  
32 A. Timing: Frequency, day and time to be mutually determined by the District and the Entity.

33  
34 B. Attendance: District’s Representative, Entity; Architect, consultants, Project inspector and  
35 subcontractors when required.  
36

37 C. Purpose: The purpose of these meetings is to provide a formal and regular forum for the  
38 District, District’s Representative, Architect/Engineer and the Entity to present questions,  
39 problems or issues that need to be addressed. It will also provide an opportunity to review the  
40 progress on previous issues and action items along with submittal and schedule review.  
41

42 **1.04 SPECIALLY CALLED MEETINGS**

43  
44 A. The District’s Representative may call a special meeting at any time during the course of the  
45 Project. Special Project meetings shall include representatives of the Project as requested in  
46 order to discuss problems and/or solutions that are common to the Project.  
47

**END OF SECTION**

1 **Section 01 35 16 - ALTERATION PROJECT PROCEDURES**

2  
3 **PART 1 GENERAL**

4  
5 1.01 SECTION INCLUDES

- 6  
7 A. Products and installation for patching and extending Work.  
8  
9 B. Transition and adjustments.  
10  
11 C. Repair of damaged surfaces, finishes, and cleaning.  
12  
13 D. Salvage materials.

14  
15 1.02 RELATED SECTIONS

- 16  
17 A. Section 0173 29- Cutting and Patching.  
18  
19 B. Section 02 41 00 - Minor Demolition for Remodeling.  
20

21 1.03 ALTERATIONS, CUTTING AND PROTECTION

- 22  
23 A. Assign the work of moving, removal, cutting and patching, to trades qualified to perform the work  
24 in manner to cause least damage to each type of work, and provide means of returning surfaces to  
25 appearance of new work.  
26  
27 B. Perform cutting and removal work to remove minimum necessary, and in a manner to avoid  
28 damage to adjacent work.  
29  
30 1. Cut finish surfaces such as concrete, masonry, drywall, plaster or metals, by methods to  
31 terminate surfaces in a straight line at a natural point of division, or where indicated.  
32  
33 C. Protect existing finishes, equipment, and adjacent work, which are scheduled to remain, from  
34 damage.  
35  
36 1. Protect existing and new' work from extremes of temperature.  
37 a. Maintain existing Interior work above 60 degrees F  
38 b. Provide heat and humidity control as needed to prevent damage to remaining existing work  
39 and to new work.  
40  
41 D. Provide temporary enclosures to separate work areas from existing building and from areas  
42 occupied by the District.  
43

44 **PART 2 PRODUCTS**

45  
46 2.01 PRODUCTS FOR PATCHING AND EXTENDING WORK

- 47  
48 A. New Materials. As specified in product Sections; match new materials to existing work.  
49  
50 1. Provide same products or types of construction as that in existing structure, as needed to patch,  
51 extend or match existing work.  
52  
53

1 2. Presence of a product, finish, or type of construction, requires that patching, extending or  
2 matching shall be performed consistent to, or better than, existing standards of quality.  
3

4 B. Type and Quality of Existing Products: Determine by inspection and testing existing products  
5 where necessary, referring to existing Work as a standard.  
6

7 PART 3 EXECUTION

8  
9 3.01 EXAMINATION

10 A. Verify that demolition is complete, and areas are ready for installation of new Work.

11 B. Beginning of restoration Work means acceptance of existing conditions.  
12  
13

14 3.02 PREPARATION

15 A. Cut, move, or remove items as necessary for access to alterations and/or renovation Work.  
16 Replace and restore at completion. The full extent of cutting and patching is not shown or specified.  
17 The Entity shall perform all cutting and patching as required.  
18

19 B. Remove unsuitable material not marked for salvage, such as rotted wood, corroded metals, and  
20 deteriorated masonry and concrete. Replace materials as specified for finished Work.  
21

22 C. Remove debris and abandoned items from area and from concealed spaces.  
23

24 D. Prepare surface and remove surface finishes to provide for proper installation of new work and  
25 finishes.  
26  
27

28 3.03 INSTALLATION

29 A. Coordinate work of alterations and renovations to expedite completion and to accommodate  
30 District occupancy. Patch and extend existing work using skilled mechanics that are capable of  
31 matching existing quality of workmanship. Quality of patched or extended work shall be not less  
32 than that Specified for new work.  
33  
34

35 B. Room Finishes. Complete in all respects consistent with the Contract Documents.  
36

37 C. Remove, cut, and patch Work in a manner to minimize damage and to provide a means of restoring  
38 Products and finishes to specified condition.  
39  
40

41 D. Install Products as specified In Individual Sections.  
42

43 3.04 TRANSITIONS

44 A. Where new Work abuts or aligns with existing, perform a smooth and even transition.

45 B. Patch Work to match existing adjacent Work in texture and appearance, without breaks, steps or  
46 bulkheads.  
47  
48

49 C. When finished surfaces are cut so that a smooth transition with new work is not possible, terminate  
50 existing surface along a straight line at a natural line of division and make recommendation to  
51 Architect.  
52

53 3.05 ADJUSTMENTS

54 A. Where change of plane of 1/4 inch or more occurs, submit recommendation for providing a smooth  
55 transition.  
56  
57



- 1
- 2 B. Where extreme change of plane of two inches or more occurs, request Instructions from Architect
- 3 as to method of making transition.
- 4
- 5 C. Trim existing doors as necessary to clear new threshold Installation. Refinish trim as required.
- 6
- 7 D. Fit work at penetrations of surfaces as shown on drawings.
- 8

### 9 3.06 SALVAGED MATERIALS

- 10
- 11 A. Salvaged Materials from existing facilities, which are specified in the Special Provisions, identified in
- 12 bid doc's or tagged in the field are to be salvaged and shall remain the property of the District. The
- 13 Entity shall include the removal, disassembly, preparation, marking, bundling, packaging, tagging,
- 14 hauling, and stockpiling of salvaged materials or facilities to the location specified in the Special
- 15 Provisions, or as directed by the District Representative. Materials include, but are not limited to,
- 16 parts, articles, and equipment of assembled facilities. Salvaging does not include the preparation of
- 17 existing material that is to be reused in the work.
- 18
- 19 B. When only specific materials from the facility are designated to be salvaged, the remaining
- 20 materials from that facility shall be removed and disposed of as provided for elsewhere in the
- 21 Contract Documents. Materials to be salvaged shall not be removed until their use in the existing
- 22 facility is no longer required, as determined by the District Representative.
- 23
- 24 C. When practicable, salvaged materials shall be hauled directly to the location specified in the Special
- 25 Provisions and stockpiled; however, salvaged materials may be temporarily stored at a location
- 26 selected by the Entity and approved by the District Representative and later hauled to and
- 27 stockpiled at their final location. Materials which are lost before stockpiling at their final location
- 28 shall either be replaced by the Entity, at the Entity's expense, or, at the discretion of the District
- 29 Representative, the estimated cost of replacement may be deducted from any moneys due or to
- 30 become due to the Entity.
- 31
- 32 D. Materials designated to be salvaged that are damaged, as determined by the District Representative,
- 33 shall be segregated from undamaged material. After review of the damaged materials by the
- 34 District Representative, all damaged materials that are rejected by the Districts Representative shall
- 35 become the property of the Entity and shall be disposed of as provided elsewhere in the Contract
- 36 Documents.
- 37
- 38 E. Materials to be salvaged that are damaged as a result of the Entity's operations shall be repaired by
- 39 the Entity, at the Entity's expense, to the satisfaction of the District Representative. Materials that
- 40 are damaged beyond repair as a result of the Entity's operations shall be disposed of as provided
- 41 elsewhere in the Contract Documents and replaced at the Entity's expense; or, at the discretion of
- 42 the District Representative, the estimated cost of replacement may be deducted from any moneys
- 43 due or to become due to the Entity.
- 44
- 45 F. Replacements for lost or damaged materials shall be of the same kind and of the same or better
- 46 quality and condition as the lost or damaged materials were prior to their removal. Replacement
- 47 materials should also be of the same size, color, weight etc. of the original materials. Matching or
- 48 exceeding quality and condition alone may not permit the reuse of material.
- 49
- 50

1 3.07 REPAIR OF DAMAGED SURFACES  
2

- 3 A. Patch or replace portions of existing surfaces, which are damaged, lifted, discolored, or showing  
4 other imperfections.  
5  
6 B. Repair substrate prior to patching finish.  
7

8 3.08 FINISHES  
9

- 10 A. Finish surfaces as specified in Individual Product Sections.  
11  
12 B. Finish patches to produce uniform finish and texture over entire area. When finish cannot be  
13 matched, refinish entire surface to nearest Intersections.  
14  
15 C. Unless otherwise specified or shown, subsurfaces shall be prepared as recommended by finish  
16 material manufacturers for project conditions for the proper application of new finishes.

17 3.09 CLEANING  
18

- 19 A. Clean adjacent Owner occupied areas of work soiled by work of this contract (See Exhibit D –  
20 General Conditions).  
21  
22

23 END OF SECTION  
24

1           **Section 01 41 00 - ADDITIONAL REQUIREMENTS FOR DSA-REVIEWED PROJECTS**

2  
3   PART 1 - GENERAL

4  
5   1.01   GENERAL

- 6  
7       A   The following additional requirements apply to this Project, which is being reviewed by the  
8       Division of the State Architect (DSA).  
9       B.   Entity’s responsibility to follow DSA IR A-24 and PR 13-01 throughout the project.

10  
11   1.02   ADDITIONAL REQUIREMENTS

- 12  
13       A.   The Entity shall maintain full compliance with the requirements specified in Parts 1 thru 5 and Part  
14       9, Title 24, California Code of Regulations (CCR). Unless otherwise indicated or specified,  
15       work shall be performed in full conformance with the latest edition of applicable regulatory  
16       requirements. All work shall be performed in accordance with the rules and regulations, Title 24,  
17       Parts 1-5 and Part 9, California Code of Regulations, and Division of the State Architect, and a copy  
18       shall be kept on the job at all times during construction. The codes adopted by the City, County,  
19       State and Federal agencies shall govern minimum requirements for this Project. The Entity shall  
20       notify the District of any conflicts between the requirements of the Contract Documents and the  
21       requirements of this paragraph.  
22  
23       B.   In addition to the duties specified in the Contract Documents, the duties of the Entity shall be in  
24       accordance with the requirements specified in Section 4-343 of Part 1, Title 24, California Code of  
25       Regulations (CCR).  
26  
27       C.   In addition to the duties specified in the Contract Documents, the duties of the Architect and the  
28       Architect's consultants shall be in accordance with the requirements specified in Section 4-341 of  
29       Part 1, Title 24, CCR.  
30  
31       D.   Neither DSA, nor the decisions and instructions rendered by DSA, are subject to arbitration  
32       proceedings.  
33  
34       E.   Architect shall notify DSA at start of construction in accordance with 4-341 of Part 1, Title 24,  
35       CCR.  
36  
37       F.   All Addenda and applicable Contract Change Documents (CCD) shall be signed by the District and  
38       approved by the Architect. All Addenda and Construction Change Documents are to be submitted  
39       for DSA approval. Do not begin work under a written order until the Construction Change  
40       Document(s) that requires DSA approval have been submitted to and approved by DSA in  
41       accordance with California Administrative Code Section **Part 1, Title 24, CCR.**  
42  
43       G.   If DSA approval is required for Proposed Construction Changes, it will be so noted on the Draw and  
44       Amendment / Change Order (For District use only) and the Construction Change Document(s) sent  
45       for DSA approval.. In such cases, do not begin work under a written order until the Construction  
46       Changes have been submitted to and approved by DSA in accordance with California  
47       Administrative Code Section 4-338 (c) of Part 1, Title 24, CCR and DSA IR A-6. Substitutions are  
48       changes to the Contract Documents and shall be considered Construction Changes, and, if DSA

1 approval is required, shall be approved by DSA prior to fabrication or use.  
2

- 3 H. Entity shall submit verified reports in accordance with Sections 4-343(c) of Part 1, Title 24, CCR.  
4 Architect shall submit verified reports in accordance with Sections 4-341(f) of Part 1, Title 24,  
5 CCR.  
6
- 7 I. DSA may supervise construction, reconstruction, or repair in accordance with Section 4-334 of Part  
8 1, Title 24, CCR.  
9
- 10 J. Construction shall be observed by a full-time Project Inspector employed by the District, approved  
11 by the Architect, Structural Engineer and DSA in accordance with Sections 4-333(b) and 4-342 of  
12 Part 1, Title 24, CCR.  
13
- 14 K. Testing requirements of the District's Testing Laboratory shall be in accordance with Section 4-335 of  
15 Part 1, Title 24, CCR.  
16
- 17 L. Special inspection of masonry construction, glued laminated lumber, wood framing using timber  
18 connections, ready-mixed concrete, high strength steel bolt installation, welding, and mechanical and  
19 electrical work shall be as required by Section 4-333(c) of Part 1, Title 24, CCR. The costs of special  
20 inspection will be paid for by the District. Nothing in this paragraph shall limit the District's rights  
21 under Articles 9 or 17 of Exhibit D- General Conditions.  
22
- 23 M. The intent of these Drawings and Specifications is that the work of the alteration, rehabilitation or  
24 reconstruction is to be in accordance with Title 24, California Code of Regulations. Should any  
25 existing conditions such as deterioration or non-complying construction be discovered which is not  
26 covered by the Contract Documents wherein the finished work will not comply with Title 24,  
27 California Code of Regulations, a construction change document, or separate set of plans and  
28 specifications, detailing and specifying the required work shall be submitted to and approved by DSA  
29 before proceeding with the work.  
30
- 31 N. Substitutions relating to structural, Fire-Life-Safety (FLS), and access shall be submitted to DSA for  
32 review and approval prior to fabrication and installation.  
33

34  
35 END OF SECTION  
36  
37

1 **Section 01 42 00 – REFERENCES**

2  
3 PART 1 - GENERAL

4  
5 1.1 SUMMARY

6  
7 A. DESCRIPTION:

- 8  
9 1. General: Standards, codes, definition of words and terms, are identified in this  
10 Section.

11  
12 1.2 REFERENCES

13  
14 A. GENERAL: References are made throughout the technical specifications to various standard  
15 specifications, codes, practices, and requirements for materials, work quality, installation,  
16 inspections and tests, which are published and issued by the organizations, societies and  
17 associations listed below by abbreviation and name.

18  
19 B. REFERENCED STANDARDS: Obtain copies direct from publication sources as needed for  
20 proper performance and completion of the Work. Addresses for these organizations are  
21 available from the Architect.

22  
23 1.3 STANDARDS

24  
25 A. GENERAL: All references to established Standards mean and include the latest edition of  
26 such Standards, as of the date of issue of this Facilities Lease.

27  
28 1.4 CODES

29  
30 A. GENERAL: Work of this project shall conform to applicable codes, current editions adopted  
31 by enforcing agencies.

32  
33 B. APPLICABLE CODES THE LATEST EDITION OF THE FOLLOWING:

- 34  
35 1. Building Standards Administrative Code, Part 1, Title 24 C.C.R.  
36  
37 2. California Building Code, Part 2, Title 24 C.C.R. (International Building Code with  
38 2013 California Amendments)  
39  
40 3. California Electrical Code, Part 3, Title 24 C.R.R. (National Electrical Code with  
41 2013 California Amendments)  
42  
43 4. California Mechanical Code, Part 4, Title 24 C.C.R. (Uniform Mechanical Code with  
44 California Amendments)  
45  
46 5. California Plumbing Code, Part 5, Title 24 C.C.R. (Uniform Plumbing Code with  
47 California Amendments)  
48

6. California Energy Code, Part 6, Title 24 C.C.R.
7. California Fire Code, Part 9, Title 24 C.C.R. (International Fire Code & California Amendments)
8. California Referenced Standards, Part 12, Title 24 C.C.R.
9. Title 19 C.C.R., Public Safety, State Fire Marshal Regulations.
10. Chapter 4, Part 1, Title 24 C.C.R Administrative Requirements.
11. CFC Chapter 33 – Fire Safety During Construction and Demolition.
12. NFPA 10, Current Edition, Standard for Portable Fire Extinguishers
13. NFPA 13, Current Edition, The Standard for the Installation of Automatic Sprinkler Systems
14. NFPA 14, Current Edition, Standard for the Installation of Standpipe and Hose Systems.
15. NFPA 24, Current Edition, Standard for the Installation of Private Fire Service Mains and Their Appurtenances.
16. NFPA 72, Current Edition, National Fire Alarm and Signaling Code.
17. ASME A17.1, ASME A18.1

1.5 DEFINITIONS

A. WORDS AND TERMS:

1. General: The following are used in addition to those defined in the General Construction Terms and Conditions, and are defined as follows:
  - a. Approved: As accepted by the Architect.
  - b. As Required: As required by regulatory requirements, referenced standards, existing conditions, or by the Construction Documents.
  - c. Building Code or Code: Refers to regulations of governmental agencies having jurisdiction.
  - d. Directed: As instructed by the Architect in writing.
  - e. Furnish: Supply and deliver to the site.
  - f. Indicated: As shown, noted, or scheduled on the Drawings.

- g. Install: Anchor, fasten, or connect in place and adjust for use; place or apply in proper position and location; establish in place for use or service.
- h. Product: Includes materials, systems and equipment.
- i. Provide: Furnish and install.
- j. Shown: As indicated, noted or scheduled on the Drawings.

B. ABBREVIATIONS:

- 1. General: Definition of abbreviations and symbols used on the Drawings are identified on the Drawings.
- 2. Governing Dictionary: The definitions of words and abbreviations used in these Specifications are given in “The American Heritage Dictionary of the English Language”.

PART 2 - PRODUCTS

2.1 REFERENCE STANDARDS

- A. GENERAL: The reference standards applicable to this Project are specifically identified in the technical specification Sections listed in the Table of Contents - Divisions 2 through 16.
- B. ASSOCIATION NAMES: The following abbreviation or acronym shall be understood to mean the full name of the respective organization or document, as follows:

AA	Aluminum Association
AABC	Associated Air Balance Council
AAC	Aluminum Anodizers Council
AAMA	American Architectural Manufacturers Association
AAN	American Association of Nurserymen
AASHTO	American Association of State Highway and Transportation Officials
AATCC	American Association of Textile Chemists and Colorists
AAU	Amateur Athletic Union
ABMA	American Boiler Manufacturers Association
ACI	American Concrete Institute
ACIL	American Council of Independent Laboratories
ACPA	American Concrete Pipe Association
ADC	Air Diffusion Council
AFPA	American Forest and Paper Association
AGA	American Gas Association
AGC	Associated General Contractors of America
AHA	American Hardboard Association
AHAM	Association of Home Appliance Manufacturers
AI	Asphalt Institute

1	AIA	American Institute of Architects
2	AIA	American Insurance Association (successor to NBFU)
3	AIHA	American Industrial Hygiene Association
4	AIMA	Acoustical and Insulating Materials Association
5	AISC	American Institute of Steel Construction
6	AISI	American Iron and Steel Institute
7	AITC	American Institute of Timber Construction
8	ALI	Associated Laboratories, Inc.
9	ALSC	American Lumber Standards Committee
10	AMCA	Air Movement and Control Association
11	ANSI	American National Standards Institute
12	AOSA	Association of Official Seed Analysts
13	APA	American Plywood Association
14	API	American Petroleum Institute
15	ARI	Air-Conditioning and Refrigeration Institute
16	ARMA	Asphalt Roofing Manufacturers Association
17	ASA	Acoustical Society of America
18	ASC	Adhesive and Sealant Council
19	ASHRAE	American Society of Heating, Refrigerating, and Air-Conditioning Engineers
20	ASME	American Society of Mechanical Engineers
21	ASPA	American Sod Producers Association
22	ASPE	American Society of Plumbing Engineers
23	ASSE	American Society of Sanitary Engineering
24	ASTM	American Society for Testing and Materials
25	ATIS	Alliance for Telecommunications Industry Solutions
26	AWC	American Wood Council
27	AWI	Architectural Woodwork Institute
28	AWPA	American Wood Preservers Association
29	AWS	American Welding Society
30	AWWA	American Water Works Association
31	BHMA	Builder's Hardware Manufacturers Association
32	BIA	Brick Industry Association
33	BIFMA	The Business and Institutional Furniture Manufacturer's Association
34	BSI	Building Stone Institute
35	CAGI	Compressed Air and Gas Institute
36	CalTrans	State of California, Department of Transportation
37	CAUS	Color Association of the United States
38	CBHF	Bureau of Home Furnishings and Thermal Insulation, State of California, Dept. of
39		Consumer Affairs
40	CBM	Certified Ballast Manufacturers
41	CCC	Carpet Cushion Council
42	CDA	Copper Development Association
43	CFFA	Chemical Fabrics and Film Association, Inc.
44	CGA	Compressed Gas Association
45	CISCA	Ceiling and Interior Systems Construction Association
46	CISPI	Cast Iron Soil Pipe Institute
47	CLFMI	Chain Link Fence Manufacturing Institute
48	CRA	California Redwood Association



1	CRI	Carpet and Rug Institute
2	CRSI	Concrete Reinforcing Steel Institute
3	CS	Commercial Standard
4	CSA	Canadian Standards Association
5	CSI	Construction Specifications Institute
6	CPSC	Consumer Product Safety Commission
7	CSSB	Cedar Shingle and Shake Bureau
8	CTI	Ceramic Tile Institute of America
9	DHI	Door Hardware Institute
10	DIPRA	Ductile Iron Pipe Research Association
11	DLPA	Decorative Laminate Products Association
12	DSA	Division of the State Architect, Office of Regulation Services
13	EIA	Electronic Industries Association
14	EIMAEIFS	Industry Manufacturers Association
15	EJMA	Expansion Joint Manufacturers Association
16	ETLETL	Testing Laboratories
17	FCI	Fluid Controls Institute
18	FCICA	Floor Covering Installation Contractors Association
19	FGMA	Flat Glass Marketing Association
20	FM	Factory Mutual Research and Engineering Corporation
21	FMRC	Factory Mutual Research Corporation
22	FTI	Facing Tile Institute
23	FS	Federal Specification General Services Administration
24	GA	Gypsum Association
25	GANA	Glass Association of North America
26	GIS	Germany Institute for Standardization
27	HEI	Heat Exchange Institute
28	HI	Hydronics Institute
29	HI	Hydraulic Institute
30	HMA	Hardwood Manufacturers Association
31	HPVA	Hardwood Plywood and Veneer Association
32	HUD	U.S. Department of Housing and Urban Development
33	IAPMO	International Association of Plumbing and Mechanical Officials
34	IBD	Institute of Business Designers
35	ICC	International Code Council
36	ICEA	Insulated Cable Engineers Association
37	IEC	International Electrotechnical Commission
38	IEEE	Institute of Electrical and Electronics Engineers
39	IESNA	Illuminating Engineering Society of North America
40	IFAI	Industrial Fabrics Association International
41	IGCC	Insulating Glass Certification Council
42	ILI	Indiana Limestone Institute of America
43	IMSA	International Municipal Signal Association
44	IRI	Industrial Risk Insurers
45	ISA	Instrument Society for Measurement and Control
46	ISO	International Standards Organization
47	KCMA	Kitchen Cabinet Manufacturers Association
48	LIA	Lead Industries Association, Inc.

1	LPI	Lightning Protection Institute
2	LSGA	Laminators Safety Glass Association
3	MBMA	Metal Building Manufacturers Association
4	MCAA	Mechanical Contractors Association of America
5	MFMA	Maple Flooring Manufacturers Association
6	MIA	Marble Institute of America
7	ML/SFA	Metal Lath/Steel Framing Association Division of NAAMM
8	MSSVFI	Manufacturers Standardization Society of the Valve and Fittings Industry
9	NAA	National Arborist Association
10	NAAMM	National Association of Architectural Metal Manufacturers
11	NAIMA	North American Insulation Manufacturers Association
12	NAPA	National Asphalt Pavement Association
13	NBFU	National Board of Fire Underwriters - See American Insurance Assn. (AIA)
14	NCAA	National Collegiate Athletic Association
15	NCMA	National Concrete Masonry Association
16	NCPI	National Clay Pipe Institute
17	NCRPM	National Council on Radiation Protection and Measurements
18	NCSPA	National Corrugated Steel Pipe Association
19	NECA	National Electrical Contractors Association
20	NEI	National Elevator Industry, Inc.
21	NEMA	National Electrical Manufacturers Association
22	NETA	International Electrical Testing Association
23	NFPA	National Forest and Paper Association
24	NHLA	National Hardwood Lumber Association
25	NIST	National Institute of Standards and Technology
26	NLGA	National Lumber Grades Authority
27	NOFMA	National Oak Flooring Manufacturers Association
28	NPA	National Particleboard Association
29	NPCA	National Paint and Coatings Association
30	NRCA	National Roofing Contractors Association
31	NRMCA	National Ready-Mix Concrete Association
32	NSF	National Sanitation Foundation
33	NSSEA	National School Supply and Equipment Association
34	NSWMA	National Sanitation and Waste Management Association
35	NTMA	National Terrazzo and Mosaic Association
36	NWWDA	National Wood Window and Door Association
37	OSHA	Occupational Safety and Health Administration
38	OSHPD	Office of Statewide Health Planning and Development
39	PATMI	Power Actuated Tool Manufacturers' Institute, Inc.
40	PCA	Portland Cement Association
41	PCI	Precast Prestressed Concrete Institute
42	PDCA	Painting and Decorating Contractors of America
43	PDI	Plumbing and Drainage Institute
44	PEI	Porcelain Enamel Institute
45	PS	Product Standard of National Bureau of Standards
46	RFCI	Resilient Floor Covering Institute
47	RIS	Redwood Inspection Service
48	RMA	Rubber Manufacturers Association

1	SAMA	Scientific Apparatus Makers Association
2	SDI	Steel Deck Institute
3	SDI	Steel Door Institute
4	SIGMA	Sealed Insulating Glass Manufacturers Association
5	SFM	State Fire Marshal
6	SGCC	Safety Glazing Certification Council
7	SJI	Steel Joist Institute
8	SMA	Screen Manufacturers Association
9	SMA	Stucco Manufacturers Association
10	SMACNA	Sheet Metal and Air Conditioning Contractors National Association
11	SPIB	Southern Pine Inspection Bureau
12	SPR	Simplified Practice Recommendation
13	SPRI	Single-Ply Roofing Institute
14	SSPC	Steel Structures Painting Council
15	SSPMA	Sump and Sewage Pump Manufacturers Association
16	STI	Steel Tank Institute
17	SWI	Steel Window Institute
18	SWPA	Submersible Wastewater Pump Association
19	SWRI	Sealant, Waterproofing and Restoration Institute
20	TCA	Tile Council of America
21	TIMA	Thermal Insulation Manufacturers Association
22	TPI	Truss Plate Institute
23	UL	Underwriters' Laboratories, Inc.
24	UNI	Uni-Bel PVC Pipe Association
25	USGBCUS	Green Building Council
26	USP	United States Pharmacopoeial Convention
27	USDA	United States Department of Agriculture
28	USTC&TBA	United States Tennis Court and Track Builders Association
29	VWDI	Vinyl Window and Door Institute
30	WA	Wallcoverings Association
31	WCLIB	West Coast Lumber Inspection Bureau
32	WCMA	Window Covering Manufacturers Association
33	WCRSI	Western Concrete Reinforcing Steel Institute
34	WH	Warnock Hersey International, Inc.
35	WIC	Woodwork Institute of California
36	WLPDIA	Western Lath, Plaster, Drywall Industries Association
37	WRI	Wire Reinforcement Institute
38	WSC	Water Systems Council
39	WSFI	Wood and Synthetic Flooring Institute
40	WWPA	Western Wood Products Association
41	WWPA	Woven Wire Products Association

42  
43 PART 3 - EXECUTION - Not Used

44 END SECTION

1 **Section 01 45 00 - QUALITY CONTROL**

2  
3 PART 1 - GENERAL

4  
5 1.01 SECTION INCLUDES

- 6  
7 A. Quality assurance and control of installation.  
8  
9 B. References.  
10  
11 C. Field samples.  
12  
13 D. Mock-up.  
14  
15 E. Inspection and testing laboratory services.  
16  
17 F. Manufacturers' field services and reports.

18  
19 1.02 RELATED SECTIONS

- 20  
21 A. General Construction Terms and Conditions, Article 11- Submittals  
22  
23 B. Technical Specifications  
24

25 1.03 QUALITY ASSURANCE/CONTROL OF INSTALLATION

- 26  
27 A. Monitor quality control over suppliers, manufacturers, Products, services, site conditions, and  
28 workmanship, to produce Work of specified quality.  
29  
30 B. Comply fully with manufacturers' instructions, including each step in sequence.  
31  
32 C. Should manufacturers' instructions conflict with the Construction Documents, request  
33 clarification from Architect before proceeding.  
34  
35 D. Comply with specified standards as a minimum quality for the Work except when more  
36 stringent tolerances, codes, or specified requirements indicate higher standards or more  
37 precise workmanship.  
38  
39 E. Perform work by persons qualified to produce workmanship of specified quality.  
40  
41 F. Secure Products in place with positive anchorage devices designed and sized to withstand  
42 stresses, vibration, physical distortion or disfigurement.  
43  
44 G. Entity's Line of Authority: Entity shall provide one person who shall be both knowledgeable  
45 and responsible for all work to be performed on this project at all times during normal work  
46 hours. In Entity's absence, Entity's appointed representative shall be responsible for all  
47 directions given him and said directions shall be binding as if given to the Entity. Entity's  
48 representative shall be responsible to coordinate all work to be performed.

- H. Shop and fieldwork shall be performed by mechanics skilled and experienced in the fabrication and installation of the work involved. All work on this project shall be done in accordance with the best practices of the various trades involved and in accordance with the drawings, approved shop drawings and these specifications.
- I. All work shall be erected and installed plumb, level, square and true and in proper alignment and relationship to the work of other trades. All finished work shall be free from defects. The Architect, Engineer, District and its Representatives reserve the right to reject any materials and workmanship which are not considered to be up to the highest standards of the various trades involved. Such Inferior material or workmanship shall be replaced by the Entity at no additional cost to the Owner and without a time extension.
- J. All work shall be installed by a knowledgeable Entity and defined "certified to install" by the specified materials manufacturers. The specifications and recommendations of the manufacturer whose materials are used shall be strictly adhered to during the application or installation of materials.
- K. Any additional work beyond that specified or illustrated, or any modification thereto, that is necessary for the furnishing of guarantee shall be provided by the Entity without additional cost to the District.

1.04 REFERENCES

- A. Conform to reference standards by date of issue current on date of the Construction Documents.
- B. Should specified reference standards conflict with Construction Documents, request clarification from Architect before proceeding.
- C. The contractual relationship of the parties to the Contract shall not be altered from the Construction Documents by mention or inference otherwise in any reference document.
- D. The Entity shall be responsible for being current and knowledgeable of all building codes involved for all trades under his direction.
- E. Provide all work and materials in full accordance with the California Building Standards Administrative Code , the California Building Code (CBC), California Electrical Code (CEC), California Mechanical Code (CMC), California Plumbing Code (CPC), California Energy Code, California Fire Code (CFC), California Referenced Standards, State Fire Marshal Regulations, Cal/OSHA, and any other applicable laws or regulations. Nothing in these plans or specifications is to be construed to permit work not conforming to these Codes.

- 1  
2 F. Furnish without extra charge any additional material and labor required to comply with these  
3 Rules and Regulations.  
4

5 1.05 FIELD SAMPLES  
6

- 7 A. Install field samples at the site as required by individual specifications Sections for review.  
8  
9 B. Acceptable samples represent a quality level for the Work.  
10  
11 C. Where field sample is specified in Individual Sections to be removed, clear area after field  
12 sample has been accepted by Architect.  
13

14 1.06 MOCK-UP  
15

- 16 A. Assemble and erect specified items, with specified attachment and anchorage devices,  
17 flashings, seals, and finishes.  
18  
19 B. Where mock-up is specified in Individual Sections to be removed, clear area after mock-up  
20 has been accepted by Architect.  
21

22 1.07 INSPECTION AND TESTING LABORATORY SERVICES  
23

- 24 A. Owner will appoint, employ, and pay for services of an independent firm approved by the  
25 Structural Engineer, Architect and *Division of the State Architect (DSA)* to perform  
26 inspection and testing.  
27  
28 B. The Independent firm will perform inspections, tests, and other services specified in  
29 Individual specification Sections and as required by the Architect.  
30  
31 C. Reports will be submitted by the independent firm to the Architect, in duplicate, indicating  
32 observations and results of tests and indicating compliance or noncompliance with the  
33 Construction Documents.  
34  
35 D. Cooperate with independent firm; furnish samples of materials, design mix, equipment, tools,  
36 storage and assistance as requested.  
37  
38 1. Notify Architect and independent firm Twenty Four (24) hours prior to expected time  
39 for operations requiring services.  
40  
41 2. Make arrangements with independent firm and pay for additional samples and tests  
42 required for Entities use.  
43  
44 E. The special inspector shall perform inspection of all work to determine conformance with  
45 these Standards.  
46  
47 1. Request for inspection must be made to the office of the special inspector a minimum  
48 of twenty-four (24) hours in advance of the time the inspection is desired.

- 2. Underground work shall not be backfilled or covered until an inspection by the special inspector or its representative has been completed and the work approved. Any work that is covered without inspection shall be uncovered at the Entity's expense so an inspection can be made.
  - 3. The Engineer shall have access to the work at all times and shall be furnished every reasonable facility for ascertaining that the work done, materials used and workmanship performed are in accordance with the requirements of these Standards.
  - 4. Inspection of the work shall not relieve the Entity of any of its obligations to satisfactorily perform the work.
- F. Re-testing required because of non-conformance to specified requirements shall be performed by the same independent firm on instructions by the Architect. Payment for re-testing will be charged to the Entity by deducting inspection or testing charges from the Total Base Rent.
  - G. Project Inspector shall be employed by Owner and approved by Architect, Structural Engineer, and DSA.

1.08 MANUFACTURERS' FIELD SERVICES AND REPORTS

- A. Submit qualifications of observer to Architect thirty (30) days in advance of required observations.
- B. When specified in individual specification Sections, require material or Product suppliers or manufacturers to provide qualified staff personnel to observe site conditions, conditions of surfaces and installation, quality of workmanship, start-up of equipment, test, adjust, and balance of equipment as applicable, and to initiate instructions when necessary.
- C. Individuals to report observations and site decisions or instructions given to applicators or installers that are supplemental or contrary to manufacturers' written instructions.
- D. Submit report in duplicate within thirty (30) days of observation to Architect for review.

PART 2 - PRODUCTS - Not Used

PART 3 - EXECUTION - Not Used

END OF SECTION

1 **Section 01 50 00 - TEMPORARY FACILITIES AND CONTROLS**

2  
3 PART 1 - GENERAL

4  
5 SECTION 1.01 WORK INCLUDED

6  
7 Temporary Facilities and controls required for this Work include, but are not necessarily limited to:

- 8  
9 1. Temporary water, power, light, and heat.  
10 2. Field office and associated telephone and utilities.  
11 3. Temporary weather protection.  
12 4. Parking and storage areas.  
13 5. Site fencing and security.  
14 6. Sanitary facilities.  
15 7. Dewatering.  
16 8. Storm Water Run-Off Plan Compliance  
17 9. Final and course of construction cleanup and removal of debris.

18  
19 SECTION 1.02 TEMPORARY UTILITIES

20  
21 General: Charges for the use of utility services other than those associated with individual field offices or  
22 planned electrical service interruptions will be paid for by the District. Entity shall provide temporary  
23 heating, or ventilating, or cooling when permanent services are interrupted due to performance of the Work.  
24 Any planned interruption of permanent services, facilities, or operations must be coordinated with the  
25 Owner's Representative.

26  
27 Temporary Power:

28 Entity shall construct all temporary power facilities required to complete the Work and maintain in  
29 accordance with Division of Industrial Safety "Electrical Safety Orders" (ESO), Public Utilities  
30 Commission "Rules of Overhead Line Construction" (G.O. 95), and CAL-OSHA. Materials, devices  
31 and equipment used for these facilities shall be in good and safe condition but need not be new.  
32 Entity is responsible for the removal of the temporary power. Existing school electric outlets may be  
33 utilized, if permitted by the District and authorized by the Owner's Representative. Any additional  
34 power required shall be provided and paid for by the Entity.

35  
36 Temporary Lighting:

37 Entity shall provide, maintain, and remove temporary lighting necessary to complete the Work.

38  
39 Temporary Heat:

40 Entity shall provide, maintain, and remove temporary heat necessary to complete the Work.

41  
42 Temporary Cooling:

43 Entity shall provide, maintain, and remove temporary cooling necessary to complete the Work.

44  
45 Temporary Water:

46 Entity shall provide sufficient hose to carry water to every required part of construction and allow  
47 use of water facilities to subcontractors engaged in the Work. Entity is also responsible for the  
48 removal of the temporary water. Existing school water outlets may be utilized. Any additional water



1 required shall be provided by the Entity.

2  
3 Temporary Telephone:

4 Entity shall provide its own telephone system. Use of District telephones will not be allowed.

5  
6 Temporary Fire Protection:

7 Entity shall provide and maintain fire extinguishers and first aid kits in accordance with OSHA  
8 requirements to be used in the event of an emergency.

9  
10 Temporary Weather Protection:

11 Entity shall provide and maintain protection measures to ensure that damage(s) will not occur to  
12 District property during course of construction.

13  
14 Temporary Dewatering:

15 Entity shall provide and maintain a dewatering system as required to perform the Work. This  
16 temporary dewatering system may, and should, be reviewed by the Architect and/or Owner's  
17 Representative.

18  
19 SECTION 1.03 FIELD OFFICE/STORAGE CONTAINERS

20  
21 The Entity shall provide a temporary field office(s) of sufficient size to accommodate the Project Inspector  
22 and District Representative. Locate field office(s)/storage container(s) for Entity's use as directed by  
23 Owner's Representative. Upon completion of Work, Entity shall remove any and all temporary field  
24 office(s) and storage container(s).

25  
26 SECTION 1.04 PARKING OF VEHICLES

27  
28 Entity shall assume **all** responsibility for job site vehicle parking of its and its subcontractor's vehicles.  
29 Locations of parking shall be as directed by the District's Representative.

30  
31 SECTION 1.05 STORAGE AND LAYDOWN AREAS

32  
33 The Owner's Representative will coordinate use of available lay down areas. Only areas designated by  
34 Owner's Representative can be used by Entity. Entity is responsible for providing its own fenced storage  
35 facilities (trailers or cargo containers.)

36  
37 SECTION 1.06 TEMPORARY SITE FENCING AND SECURITY

38  
39 Entity shall provide and maintain temporary fencing surrounding the buildings and/or rooms under  
40 construction, and staging areas. Set-up/relocation of temporary fencing shall be included for each phase of  
41 work as shown on the Construction Schedule. Entity is responsible for the security of all equipment,  
42 material, and completed construction items. Entity is also responsible for securing any breeches to existing  
43 security system/building caused by its Work. Temporary measures may include watchman (allowable cost  
44 from Construction Contingency), temporary doors, temporary alarm, etc.

45  
46 SECTION 1.07 SANITARY FACILITIES

47 Entity shall provide sanitary toilet facilities for use of all Workers employed on Project, in accordance with  
48 State and Local health departments. Use of District toilet facilities will not be allowed.

1 SECTION 1.08 CLEANUP AND REMOVAL OF DEBRIS

2  
3 Entity shall assume all responsibility for cleanup and removal of debris created by the Work on a daily  
4 basis. No community dumpsters will be provided. In the event unidentifiable job site clutter or debris  
5 becomes a problem, at Owner’s Representative's request, Entity shall provide sufficient labor to be directed  
6 by Owner’s Representative's personnel in a group cleanup effort. If Entity’s clean-up is found to be  
7 deficient, the District may back charge the Entity for clean-up and/or withhold Lease Payments as  
8 determined appropriate by the District.  
9

10 SECTION 1.09 TEMPORARY CONSTRUCTION, EQUIPMENT AND PROTECTION

11  
12 Entity shall provide, maintain and remove upon completion of Work, all temporary rigging, scaffolding,  
13 hoisting equipment, rubbish chutes, ladders, barricades, lights and all other protective structures or devices  
14 necessary for safety of Workers and public property as required to complete the Work.  
15

16 Safety: Entity is responsible for the complete safety of district personnel, students, and the general public at  
17 all times.  
18

19 Walkways and barricades: If Entity's Work interferes with pedestrian traffic, provide pedestrian walkway  
20 protection conforming to City standards and CAL OSHA requirements.  
21

22 Access: Entity is responsible to maintain access to the buildings at all times. Temporary covered walkways  
23 and/or barricades may be required.  
24

25 Protection: Entity must protect all Workers and equipment from power lines by maintaining safe distances  
26 and by providing protective devices where and as required by Industrial Safety Commission and CAL-  
27 OSHA.  
28

29 Temporary construction and equipment: All temporary construction and equipment shall conform to all  
30 regulations, ordinances, laws and other requirements of State and any other authorities having jurisdiction  
31 (including insurance companies), with regards to safety precautions, operations and fire hazards.  
32

33 SECTION 1.10 STORM WATER RUN-OFF PLAN:

34  
35 Entity shall implement, provide and maintain an erosion control and storm water pollution prevention plan  
36 in accordance with all local agencies having jurisdiction.  
37  
38

39 SECTION 1.11 ACCESS TO SITE

40  
41 Access to the site shall be as directed by the Owner District’s Representative.  
42  
43

44  
45  
46  
47  
48  
49  
50  
51  
52  
53  
54  
55  
56  
57  
58  
59  
60  
61  
62  
63  
64  
65  
66  
67  
68  
69  
70  
71  
72  
73  
74  
75  
76  
77  
78  
79  
80  
81  
82  
83  
84  
85  
86  
87  
88  
89  
90  
91  
92  
93  
94  
95  
96  
97  
98  
99  
100  
101  
102  
103  
104  
105  
106  
107  
108  
109  
110  
111  
112  
113  
114  
115  
116  
117  
118  
119  
120  
121  
122  
123  
124  
125  
126  
127  
128  
129  
130  
131  
132  
133  
134  
135  
136  
137  
138  
139  
140  
141  
142  
143  
144  
145  
146  
147  
148  
149  
150  
151  
152  
153  
154  
155  
156  
157  
158  
159  
160  
161  
162  
163  
164  
165  
166  
167  
168  
169  
170  
171  
172  
173  
174  
175  
176  
177  
178  
179  
180  
181  
182  
183  
184  
185  
186  
187  
188  
189  
190  
191  
192  
193  
194  
195  
196  
197  
198  
199  
200  
201  
202  
203  
204  
205  
206  
207  
208  
209  
210  
211  
212  
213  
214  
215  
216  
217  
218  
219  
220  
221  
222  
223  
224  
225  
226  
227  
228  
229  
230  
231  
232  
233  
234  
235  
236  
237  
238  
239  
240  
241  
242  
243  
244  
245  
246  
247  
248  
249  
250  
251  
252  
253  
254  
255  
256  
257  
258  
259  
260  
261  
262  
263  
264  
265  
266  
267  
268  
269  
270  
271  
272  
273  
274  
275  
276  
277  
278  
279  
280  
281  
282  
283  
284  
285  
286  
287  
288  
289  
290  
291  
292  
293  
294  
295  
296  
297  
298  
299  
300  
301  
302  
303  
304  
305  
306  
307  
308  
309  
310  
311  
312  
313  
314  
315  
316  
317  
318  
319  
320  
321  
322  
323  
324  
325  
326  
327  
328  
329  
330  
331  
332  
333  
334  
335  
336  
337  
338  
339  
340  
341  
342  
343  
344  
345  
346  
347  
348  
349  
350  
351  
352  
353  
354  
355  
356  
357  
358  
359  
360  
361  
362  
363  
364  
365  
366  
367  
368  
369  
370  
371  
372  
373  
374  
375  
376  
377  
378  
379  
380  
381  
382  
383  
384  
385  
386  
387  
388  
389  
390  
391  
392  
393  
394  
395  
396  
397  
398  
399  
400  
401  
402  
403  
404  
405  
406  
407  
408  
409  
410  
411  
412  
413  
414  
415  
416  
417  
418  
419  
420  
421  
422  
423  
424  
425  
426  
427  
428  
429  
430  
431  
432  
433  
434  
435  
436  
437  
438  
439  
440  
441  
442  
443  
444  
445  
446  
447  
448  
449  
450  
451  
452  
453  
454  
455  
456  
457  
458  
459  
460  
461  
462  
463  
464  
465  
466  
467  
468  
469  
470  
471  
472  
473  
474  
475  
476  
477  
478  
479  
480  
481  
482  
483  
484  
485  
486  
487  
488  
489  
490  
491  
492  
493  
494  
495  
496  
497  
498  
499  
500  
501  
502  
503  
504  
505  
506  
507  
508  
509  
510  
511  
512  
513  
514  
515  
516  
517  
518  
519  
520  
521  
522  
523  
524  
525  
526  
527  
528  
529  
530  
531  
532  
533  
534  
535  
536  
537  
538  
539  
540  
541  
542  
543  
544  
545  
546  
547  
548  
549  
550  
551  
552  
553  
554  
555  
556  
557  
558  
559  
560  
561  
562  
563  
564  
565  
566  
567  
568  
569  
570  
571  
572  
573  
574  
575  
576  
577  
578  
579  
580  
581  
582  
583  
584  
585  
586  
587  
588  
589  
590  
591  
592  
593  
594  
595  
596  
597  
598  
599  
600  
601  
602  
603  
604  
605  
606  
607  
608  
609  
610  
611  
612  
613  
614  
615  
616  
617  
618  
619  
620  
621  
622  
623  
624  
625  
626  
627  
628  
629  
630  
631  
632  
633  
634  
635  
636  
637  
638  
639  
640  
641  
642  
643  
644  
645  
646  
647  
648  
649  
650  
651  
652  
653  
654  
655  
656  
657  
658  
659  
660  
661  
662  
663  
664  
665  
666  
667  
668  
669  
670  
671  
672  
673  
674  
675  
676  
677  
678  
679  
680  
681  
682  
683  
684  
685  
686  
687  
688  
689  
690  
691  
692  
693  
694  
695  
696  
697  
698  
699  
700  
701  
702  
703  
704  
705  
706  
707  
708  
709  
710  
711  
712  
713  
714  
715  
716  
717  
718  
719  
720  
721  
722  
723  
724  
725  
726  
727  
728  
729  
730  
731  
732  
733  
734  
735  
736  
737  
738  
739  
740  
741  
742  
743  
744  
745  
746  
747  
748  
749  
750  
751  
752  
753  
754  
755  
756  
757  
758  
759  
760  
761  
762  
763  
764  
765  
766  
767  
768  
769  
770  
771  
772  
773  
774  
775  
776  
777  
778  
779  
780  
781  
782  
783  
784  
785  
786  
787  
788  
789  
790  
791  
792  
793  
794  
795  
796  
797  
798  
799  
800  
801  
802  
803  
804  
805  
806  
807  
808  
809  
810  
811  
812  
813  
814  
815  
816  
817  
818  
819  
820  
821  
822  
823  
824  
825  
826  
827  
828  
829  
830  
831  
832  
833  
834  
835  
836  
837  
838  
839  
840  
841  
842  
843  
844  
845  
846  
847  
848  
849  
850  
851  
852  
853  
854  
855  
856  
857  
858  
859  
860  
861  
862  
863  
864  
865  
866  
867  
868  
869  
870  
871  
872  
873  
874  
875  
876  
877  
878  
879  
880  
881  
882  
883  
884  
885  
886  
887  
888  
889  
890  
891  
892  
893  
894  
895  
896  
897  
898  
899  
900  
901  
902  
903  
904  
905  
906  
907  
908  
909  
910  
911  
912  
913  
914  
915  
916  
917  
918  
919  
920  
921  
922  
923  
924  
925  
926  
927  
928  
929  
930  
931  
932  
933  
934  
935  
936  
937  
938  
939  
940  
941  
942  
943  
944  
945  
946  
947  
948  
949  
950  
951  
952  
953  
954  
955  
956  
957  
958  
959  
960  
961  
962  
963  
964  
965  
966  
967  
968  
969  
970  
971  
972  
973  
974  
975  
976  
977  
978  
979  
980  
981  
982  
983  
984  
985  
986  
987  
988  
989  
990  
991  
992  
993  
994  
995  
996  
997  
998  
999  
1000

1 **Section 01 71 23 - FIELD ENGINEERING & SURVEY CONTROLS**

2  
3 PART 1 – GENERAL

4  
5 1.01 SECTION INCLUDES

- 6  
7 A. Entity to provide and pay for field engineering services required for the execution of Work, including,  
8 but not limited to:  
9  
10 1. Survey Work required in execution of the Work scope.  
11 2. Civil, structural or other professional engineering services specified, or required to execute Entity's  
12 construction methods.  
13  
14 B. Provide field staking of site improvements included in the Work; identify existing survey reference  
15 points and property line corner stakes indicated on Drawings.  
16  
17 C. Locate and be aware of all existing on-site utility lines and improvements.  
18

19 1.02 QUALIFICATIONS OF SURVEYOR OR ENGINEER

- 20  
21 A. Qualified California registered professional engineer or registered land surveyor, acceptable to Entity  
22 and the District Representative.  
23  
24 B. Registered professional engineer of discipline required for specific service on Project, licensed in  
25 State of California.  
26

27 1.03 SUBMITTALS:

- 28 A. Submit name address, and license of surveyor and professional engineer to the District  
29 Representative.  
30

31 1.04 PROJECT SURVEY REQUIREMENTS

- 32  
33 A. Establish and maintain lines and levels as necessary to locate and layout entire scope of Work.  
34  
35 B. Preserve and protect all on-site underground utilities lines and existing on-site improvements in the  
36 area of construction.  
37

38  
39 END OF SECTION  
40

1 **Section 01 73 29 - CUTTING AND PATCHING**

2  
3 **PART 1 - GENERAL**

4  
5 **1.01 SECTION INCLUDES**

- 6  
7 A. Execute cutting, fitting or patching of Work, required to:
- 8 1. Make parts fit properly.
  - 9 2. Uncover Work to provide for installation of ill-timed Work.
  - 10 3. Remove and replace Work not conforming to requirements of Contract Documents.
  - 11 4. Remove and replace defective Work.
  - 12 5. Remove samples of installed Work as specified for testing.
  - 13 6. Remove existing materials (demolition) required prior to installation of specified Work.
  - 14 7. Uncover Work to provide for Architect's observation of covered Work.
- 15  
16 B. Do not endanger structural integrity of any Work by cutting or altering any part of it.
- 17  
18 C. The subcontractor with structural responsibility within their scope of Work shall solely execute  
19 structural cutting and patching required for this Project, according to DSA Approved Drawings.
- 20  
21 D. Minor cutting and patching of finishes and/or trim will be performed by the subcontractor where  
22 required for the execution of their Work. Locations of all cutting and patching (core boring, etc.)  
23 shall be reviewed and approved by the Architect prior to the start of Work.
- 24  
25 E. The Entity and its subcontractor shall make the field measurements necessary for its Work and be  
26 responsible for its accuracy. Also, should any structural difficulties prevent a subcontractor from  
27 installing its material properly, the District Representative and Architect shall be notified in writing  
28 within 24 hours. Cutting into the walls, ceilings and floors, if necessary, shall be carefully and neatly  
29 performed and then be repaired as specified in the Contract Documents. The Architect shall be  
30 consulted prior to the start of Work in all cases where cutting into a structural portion of the building  
31 is either desirable or necessary so that satisfactory reinforcement may be provided.
- 32  
33 F. Patching of all exposed architectural finishes shall be performed under the supervision of the  
34 Inspector. Cutting and patching of existing architectural finishes shall be minimized to the extent  
35 possible through careful routing and placement of new Work. The Architect or Inspector shall have  
36 the authority to reject substandard or unacceptable patching.
- 37  
38 G. Patching of openings that are cut in any fire rated walls or membranes shall be sealed tightly using  
39 approved materials only. Verify that fire rating envelopes are maintained and inspections provided  
40 prior to concealing Work. Cutting and patching, if required by Agencies to verify adequacy of  
41 protection after concealment, shall be performed at no cost to the District.

42  
43 **1.02 RELATED SECTIONS**

- 44  
45 A. Section Exhibit D - General Conditions.
- 46  
47 B. Section 01 35 16 - Alteration Project Procedures.
- 48

- 1 C. Section 01 45 00 - Quality Control.
- 2
- 3 D. Section 01 50 00 Temporary Facilities and Controls.
- 4
- 5 E. Section 02 41 00 - Minor Demolition For Remodeling.
- 6

### 7 1.03 SUBMITTALS

8

- 9 A. Prior to cutting which affects structural safety of Project, submit written notice to Architect
- 10 requesting consent to proceed with cutting. See items “C” and “E”, Section 1.01.
- 11
- 12 B. Should conditions of Work or schedule require change of materials or methods, submit written
- 13 recommendation to Architect, within 48 hours, including:
- 14 1. Conditions requiring change.
- 15 2. Recommendations for alternative materials or methods.
- 16 3. Submittals as required for substitutions.
- 17 4. Quotations of charges or credits.
- 18
- 19 C. Submit 48-hour advance written notice to Architect (with a copy to the District Representative)
- 20 designating the time Work will be uncovered.
- 21
- 22 D. Submit all materials to be used in cutting and patching in accordance with Exhibit D – General
- 23 Conditions.
- 24

## 25 PART 2 - PRODUCTS

26

### 27 2.01 MATERIALS

28

- 29
- 30 A. Primary Products: Materials for replacement of Work removed are to comply with Technical
- 31 Specifications and are required to match original installation.
- 32
- 33 B. Product Substitution: For any proposed change in materials, submit request for substitution in
- 34 accordance with Exhibit D – General Conditions.
- 35
- 36

## 37 PART 3 - EXECUTION

38

### 39 3.01 EXAMINATION

40

- 41 A. Examine existing conditions prior to commencing Work, including elements subject to movement or
- 42 damage during cutting and patching.
- 43
- 44 B. After uncovering existing Work, examine conditions affecting installation of new products and
- 45 performance of Work.
- 46
- 47 C. Beginning of cutting or patching operations means acceptance of existing conditions.
- 48

1 3.02 PREPARATION

- 2
- 3 A. Provide means of shoring, bracing and temporary supports as required to maintain structural
- 4 integrity of the Work.
- 5
- 6 B. Provide devices, enclosures and methods to protect adjacent surfaces and areas of the property from
- 7 damage, dust or disruption.
- 8
- 9 C. Provide protection from the elements for areas, which may be exposed during cutting or patching.
- 10
- 11 D. Maintain excavations free of water.
- 12

13 3.03 CUTTING

- 14
- 15 A. Execute cutting, fitting and adjustment of products to permit finished installation to comply with
- 16 specified tolerances and finishes.
- 17
- 18 B. Perform cutting and demolition by methods, which will prevent damage to other Work, and will
- 19 provide proper surfaces to receive installation of repairs and new Work.
- 20
- 21 C. Uncover Work to install improperly sequenced Work.
- 22
- 23 D. Remove and replace defective, rejected or non-conforming Work.
- 24
- 25 E. Remove samples of installed Work for testing when requested.
- 26
- 27 F. Provide openings in the Work for penetration of Mechanical and Electrical Work.
- 28
- 29 G. Employ only experienced installers to perform cutting for weather exposed, moisture resistant and
- 30 sight-exposed surfaces.
- 31
- 32 H. Cut concrete, tile plaster and other rigid materials using masonry/concrete saws and core drills.
- 33 Pneumatic tools are not allowed without prior approval.
- 34

35 3.04 PATCHING

- 36
- 37 A. Execute patching to match adjacent Work.
- 38
- 39 B. Fit products together to integrate seamlessly with adjacent Work.
- 40
- 41 C. Execute patching by methods to avoid damage to adjacent Work, and which will provide appropriate
- 42 surfaces to receive finishing Work.
- 43
- 44 D. Employ only experienced installers to perform patching for weather exposed, moisture resistant and
- 45 sight-exposed surfaces.
- 46
- 47 E. Restore Work with new products in accordance with requirements of the Contract Documents.
- 48

- 1 F. At penetrations of fire rated walls, partitions, ceiling or floor construction, completely seal voids
- 2 with approved fire rated material in accordance with the manufacturers installation instructions and
- 3 applicable Codes.
- 4
- 5 G. Fit Work to pipes, sleeves, ducts, conduits and other penetrations through affected surfaces neatly
- 6 and leave in finished condition.
- 7
- 8 H. All patched surfaces are to match adjacent finishes in all respects: Type, texture, thickness and
- 9 color. For continuous surfaces, refinish to nearest intersection or natural break. For an assembly,
- 10 refinish entire unit or area.
- 11

12 END OF SECTION

13

14

1 **Section 01 74 23 – FINAL CLEANING**

2  
3 **PART 1 - GENERAL**

4  
5 **1.01 SUMMARY**

6  
7 1. Entity is responsible for daily cleanup and a final cleaning prior to occupancy and  
8 prior to acceptance of the Project by the District. This section only addresses the final  
9 cleaning required prior to punch listing and occupancy.

10  
11 2. Cleaning Program:

- 12  
13     ▪ The cleaning program shall include all construction areas and surrounding areas  
14 affected by the construction including site, exteriors of buildings / structures, roofs  
15 and interior of buildings.
- 16     ▪ The areas to be cleaned shall be turned over to the owner in a "move-in" condition.
- 17     ▪ All areas shall be free of all construction materials, dust, debris, markings and dirt.
- 18     ▪ All surfaces shall be washed, cleaned and cleared of markings.
- 19     ▪ All existing and new fixtures shall be cleaned, sanitized and ready for use.
- 20     ▪ Only if directed by the District, new and existing hard surface floors will be stripped  
21 and waxed.

22  
23 **1.02 PROJECT CONDITIONS**

24  
25 1. Comply fully with Federal and local environmental and antipollution regulations.

- 26  
27     ▪ Do not dispose of volatile wastes, such as mineral spirits, oil, or paint thinner, in  
28 storm or sanitary drains.
- 29     ▪ Burning or burying of debris, rubbish, or other waste material on the premises is not  
30 permitted.

31  
32 **1.03 PRODUCTS**

33  
34 **A. MATERIALS AND METHODS**

35  
36 1. Use cleaning materials and methods which will not create hazards to health or  
37 property or cause damage to products and which are recommended by manufacturers of  
38 products to be cleaned.

39  
40 **1.04 EXECUTION**

41  
42 **A. FINAL CLEANING**

43  
44 1. General: Provide final cleaning operations. Employ experienced workers or  
45 professional cleaners for final cleaning. Clean each surface or unit of Work to the condition  
46 expected from a commercial building cleaning and maintenance program. Comply with  
47 manufacturer's instructions.



1 2. Complete the following cleaning operations before requesting inspection for  
2 certification of Substantial Completion for the entire Project or a portion of the Project.  
3

- 4     ▪ Clean the Project Site, yard and grounds, in areas disturbed by construction activities,  
5 including landscape development areas, of rubbish, waste material, litter, and foreign  
6 substances.
- 7     ▪ Sweep paved areas broom clean. Rake grounds that are neither planted nor paved to a  
8 smooth, even-textured surface.
- 9     ▪ Remove petrochemical spills, stains, and other foreign deposits.
- 10    ▪ Remove tools, construction equipment, machinery, and surplus material from the site.
- 11    ▪ Clean exposed exterior and interior hard-surfaced finishes to a dirt-free condition,  
12 free of stains, films, and similar foreign substances. Avoid disturbing natural  
13 weathering of exterior surfaces. Restore reflective surfaces to their original  
14 condition.
- 15    ▪ All walls not newly painted shall be washed to clean readily removable dirt,  
16 markings, dust, and grime.
- 17    ▪ Remove debris and surface dust from limited access spaces, including roofs, attics  
18 and similar spaces.
- 19    ▪ To the extent directed by the District, existing floors shall be thoroughly stripped of  
20 old wax and have at least four (4) coats of a combination wax/sealer, or two (2) coats  
21 of sealer and four (4) coats of wax. Entity shall submit for prior approval  
22 manufacturer's information on floor finish to be applied. All new floors shall have  
23 their factory seal stripped off and shall have a floor finish applied according to the  
24 recommendations of the manufacturer.
- 25    ▪ New carpeted areas shall be thoroughly vacuumed, including edges. Any spotting  
26 during construction shall be removed. Existing carpeted areas shall be thoroughly  
27 shampooed.
- 28    ▪ Clean transparent materials, including mirrors and glass in doors and windows.  
29 Remove glazing compounds and other substances that are noticeable vision obscuring  
30 materials. Replace chipped or broken glass and other damaged transparent materials.  
31 Polish mirrors and glass, taking care not to scratch surfaces. Clean interior and  
32 exterior of all windows.
- 33    ▪ Clean all Toilet Rooms thoroughly and sanitized. All wall surfaces shall be free of  
34 grime, dirt, dust, markings and graffiti. All mirrors, fixtures, and partitions will be  
35 cleaned free of dirt and markings.
- 36    ▪ Scrub and seal all ceramic and terrazzo floors and walls.
- 37    ▪ Remove labels that are not permanent labels.
- 38    ▪ Touch up and otherwise repair and restore marred, exposed finishes and surfaces.  
39 Replace finishes and surfaces that cannot be satisfactorily repaired or restored or that  
40 already show evidence of repair or restoration.
- 41    ▪ Wipe surfaces of mechanical and electrical equipment, elevator equipment, and  
42 similar equipment. Remove excess lubrication, paint and mortar droppings, and other  
43 foreign substances.
- 44    ▪ Clean plumbing fixtures to a sanitary condition, free of stains, including stains  
45 resulting from water exposure.
- 46    ▪ Replace disposable air filters and clean permanent air filters. Clean all exposed  
47 surfaces of diffusers, registers, and grilles.

1  
2  
3  
4  
5  
6  
7  
8  
9  
10  
11  
12  
13  
14  
15  
16  
17  
18  
19  
20  
21  
22  
23  
24  
25  
26  
27  
28  
29  
30  
31  
32  
33  
34  
35  
36  
37  
38  
39  
40  
41  
42  
43  
44  
45  
46  
47  
48

- Clean ducts, blowers, and coils if units were operated without filters during construction.
- Clean light fixtures, lamps, globes, and reflectors to function with full efficiency. Replace burned out bulbs; defective and noisy starters in fluorescent fixtures, and defective dimming switches.
- Leave the Project clean and ready for occupancy.

3. Removal of Protection: Remove temporary protection and facilities installed during construction to protect previously completed installations during the remainder of the construction period. Repair any damage from removal.

4. Compliances: Comply with governing regulations and safety standards for cleaning operations. Remove waste materials from the site and dispose of lawfully.

Where extra materials of value remain after completion of associated Work, they become the Owner's property. Dispose of these materials as directed by the Owner.

END OF SECTION

1                   **SECTION 01 91 13    GENERAL COMMISSIONING REQUIREMENTS**

2  
3  
4    PART 1 – GENERAL

5  
6    1.01    RELATED DOCUMENTS

- 7  
8            A.     Drawings and general provisions of the Contract, including General and Supplementary  
9                    Conditions and other Division Specification Sections, apply to this Section.

10  
11   1.02    SUMMARY

- 12  
13            A.     This Section includes general commissioning processes and requirements that apply to the  
14                    implementation of commissioning. Commissioning is a process of review and verification of  
15                    specific building systems consisting of design and submittal reviews, contractor completed  
16                    installation checklists, verification of Test and Balance values, and contractor performed  
17                    functional testing which are all reviewed or witnessed by the CxA.

- 18  
19            B.     Related Sections include the following:

20  
21                    District does not apply for CHPS due to expense.

- 22  
23                1.     Section 03 31 00:     Structural Concrete  
24  
25                2.     Section 07 21 00:     Building Insulation  
26  
27                3.     Section 07 25 00:     Weather Barriers  
28  
29                4.     Section 07 54 19:     Single Ply Roofing System  
30  
31                5.     Section 07 62 00:     Sheet Metal Flashing and Trim  
32  
33                6.     Section 07 70 00:     Roof Specialties and Accessories  
34  
35                7.     Section 08 80 00:     Glazing  
36  
37                8.     Section 22 05 93:     Testing, Adjusting and Balancing for Plumbing.  
38  
39                9.     Section 23 05 93:     Testing, Adjusting and Balancing for HVAC.  
40  
41                10.    Section 23 05 50:     Basic Mechanical Materials & Methods.  
42  
43                11.    Section 23 09 23:     Energy Management System Design Build.  
44  
45                12.    Section 26 82 00:     Lighting Controls  
46  
47                13.    Section 32 80 00:     Irrigation  
48

1 1.03 DEFINITIONS  
2

- 3 A. Basis of Design (BoD) document: A document that records concepts, calculations, decisions,  
4 and product selections used to meet the OPR and to satisfy applicable regulatory  
5 requirements, standards, and guidelines. The document includes both narrative descriptions  
6 and lists of individual items that support the design process.  
7
- 8 B. Building Envelope: All parts for the exterior shell of a building that provide insulation and  
9 air and water resistance such as roofing, windows, flashing, exterior wall cladding, ground  
10 contact waterproofing, etc.  
11
- 12 C. Commissioning: - A process to verify that the identified project systems perform as defined  
13 in the approved project documents.  
14
- 15 D. CxA: Commissioning Authority.  
16
- 17 E. Owner's Project Requirements (OPR): A collection of documents that details the functional  
18 requirements of Project and expectations of how it will be used and operated. This document  
19 includes Project and design goals, measurable performance criteria, budgets, schedules,  
20 success criteria, and supporting information.  
21
- 22 F. Owner-Sacramento City Unified School District or designated representative.  
23
- 24 G. Systems, Subsystems, and Equipment: Where these terms are used together or separately,  
25 they shall mean "as-built" systems, subsystems, and equipment.  
26
- 27 H. TAB: Testing, Adjusting, and Balancing.  
28

29 1.04 COMMISSIONING TEAM  
30

- 31 A. A project team created to coordinate the commissioning effort that coordinates and  
32 communicates with the rest of the project team, attend meetings, and solve problems. This  
33 team includes representatives from the contractor, subcontractors and owner.  
34
- 35 B. The prime contractor shall in addition to their representative also appoint a representative  
36 from each subcontractor involved in commissioned systems including mechanical, electrical,  
37 controls, Test and Balance, plumbing, building envelope, low voltage systems, etc.  
38
- 39 C. The owner shall appoint the CxA, facility operations and maintenance, and architect and  
40 design members to the commissioning team.  
41

42 1.05 OWNER'S RESPONSIBILITIES  
43

- 44 A. Participate in resolution of issues that may occur as a result of the commissioning process.  
45  
46  
47  
48

- B. Assign operation and maintenance personnel and schedule them to participate in commissioning team activities including, but not limited to, the following:
  - 1. Coordination meetings.
  - 2. Training in operation and maintenance of systems, subsystems, and equipment.
  - 3. Testing meetings.
  - 4. Demonstration of operation of systems, subsystems, and equipment.

1.06 CONTRACTOR'S AND SUBCONTRACTOR'S RESPONSIBILITIES

- A. Provide utility services required for the commissioning process.
- B. Schedule and perform building enclosure testing specified as the contractor's responsibility. Coordinate testing with the architect and CxA.
- C. Provide access to building enclosure testing locations as defined by the building enclosure test plan.
- D. Provide boom lift with operator, scaffold, power and hose bibb at testing locations performed by the CxA and defined by the building enclosure test plan.
- E. Contractor is responsible for construction means, methods, job safety, or management function related to commissioning on the job site.
- F. Contractor shall assign representatives with expertise and authority to act on behalf of the Contractor and schedule them to participate in and perform commissioning team activities including, but not limited to, the following:
  - 1. Participate in construction-phase commissioning meetings including controls coordination meeting to review and resolve any issues with the sequence of operations.
  - 2. Participate in maintenance orientation and inspection.
  - 3. Participate in operation and maintenance training sessions.
  - 4. Certify that Work is complete, and systems are operational according to the Contract Documents, including calibration of instrumentation and controls.
  - 5. Perform quality control of all work and certify it is complete prior to request for inspection.
- G. Evaluate performance deficiencies identified in test reports and, in collaboration with entity responsible for system and equipment installation, recommend corrective action.

- 1 H. Contractor shall integrate all commissioning activities into Contractor’s master construction  
2 schedule. See Exhibit A of this specification section.  
3
- 4 I. Subcontractors shall assign representatives with expertise and authority to act on behalf of  
5 subcontractors and schedule them to participate in and perform commissioning team  
6 activities including, but not limited to, the following:  
7
- 8 1. Participate in construction-phase coordination meetings.
  - 9 2. Participate in maintenance orientation and inspection.
  - 10 3. Complete pre-functional checklists for all equipment. Submit completed forms with  
11 start-up reports immediately after start up.
  - 12 4. Complete building enclosure construction checklists as required throughout the  
13 installation of building enclosure systems as identified. Submit completed forms  
14 upon installation completion of each building enclosure system.
  - 15 5. Schedule and perform building enclosure testing as specified in the technical  
16 specification sections with CxA as witness.
  - 17 6. Schedule and perform duct air leakage testing as specified in the technical  
18 specification sections with CxA as witness. Duct leakage testing required for ducted  
19 systems over 3-inch water column static pressure.
  - 20 7. Provide flushing plans, disinfection reports and water treatment reports to the CxA  
21 for review.
  - 22 8. Participate in pre-TAB meeting and jobsite inspections to verify TAB readiness.
  - 23 9. Provide draft completed TAB report to CxA for review. CxA will identify up to 20%  
24 of TAB report for TAB contractor to demonstrate compliance to the completed TAB  
25 report.
  - 26 10. Participate in procedures meeting for testing.
  - 27 11. Perform point-to-point, calibration and checkout of the building automation system  
28 and provide completed report to the CxA for review.
  - 29 12. Participate in final review at acceptance meeting.
  - 30 13. Provide schedule for operation and maintenance data submittals, equipment startup,  
31 and testing to CxA for incorporation into the commissioning plan. Update schedule  
32 on a weekly basis throughout the construction period.
  - 33 14. Provide information to the CxA for developing construction-phase commissioning  
34 plan.
  - 35 15. Participate in training sessions for operation and maintenance personnel.

16. Verify that all systems function correctly by testing each mode of operation, alarm and system function.
17. Gather and submit operation and maintenance data for systems, subsystems, and equipment to the CxA, as specified.
18. Perform quality control of all work and certify it is complete prior to request for observation and or testing.
19. Complete and sign Systems Functional Testing Readiness Certification and Notification Letter for Commissioning and provide to CxA (See Exhibit B of this specification section).
20. Provide technicians who are familiar with the construction and operation of installed systems and who shall develop specific test procedures and participate in testing of installed systems, subsystems, and equipment.
21. Perform seasonal testing, at the direction of the CxA, to prove functional performance of the HVAC and controls in the opposite season.

#### 1.07 ARCHITECT AND DESIGN ENGINEER RESPONSIBILITIES

- A. Responsible for developing the construction contract documents and clarifying the design intent during the construction phase of the project.
- B. Performs construction observation.
- C. Contracted directly to District.
- D. Coordinate with the CxA specified building enclosure test plans developed by the architect and or CxA.

#### 1.08 CXA'S RESPONSIBILITIES

- A. Organize and lead the commissioning team.
- B. Prepare a Commissioning Plan. Collaborate with design team, owner, contractor and subcontractors to develop test and inspection procedures. Identify commissioning team member responsibilities, by name, firm, and trade specialty, for performance of each commissioning task.
- C. Work with the Contractor to schedule commissioning activities. The Contractor shall integrate all commissioning activities into the master construction schedule. All parties will address scheduling issues in a timely manner in order to expedite the commissioning process.
- D. Review and comment on submittals for compliance with the approved project documents and identify any potential conflicts.

- E. Conduct commissioning team meetings for the purpose of coordination, communication, and conflict resolution; discuss progress of the commissioning processes. The CxA shall prepare and distribute minutes to commissioning team members and attendees within five (5) workdays of the commissioning meeting.
- F. At the beginning of the construction phase, conduct an initial construction-phase coordination meeting for the purpose of reviewing the commissioning activities and establishing tentative schedules for permanent power; operation and maintenance data submittals; operation and maintenance training sessions; TAB Work; and Project completion.
- G. Periodically observe and inspect construction and report progress and deficiencies. In addition to compliance with the Contract Documents, inspect systems and equipment installation for adequate accessibility for maintenance and component replacement or repair.
- H. Prepare Project-specific pre-functional checklists, functional test procedures checklists and building enclosure construction checklists.
- I. Compile test data, inspection reports, and certificates and include them in the systems manual and commissioning report.
- J. Review and comment on operation and maintenance documentation for compliance with the Contract Documents. Operation and maintenance documentation requirements are specified in Division 01 Section "Operation and Maintenance Data."
- K. Review Contractor's operation and maintenance training program. Operation and maintenance training is specified in Division 01 Section "Demonstration and Training."
- L. Prepare commissioning status reports.
- M. Assemble the final commissioning documentation, including the Commissioning Report including applicable Project Record Documents.

#### 1.09 COMMISSIONING DOCUMENTATION

- A. Commissioning Plan: A document, prepared by CxA, that outlines the process, schedule, allocation of resources, and documentation requirements of the commissioning effort, and shall include, but is not limited to the following:
  - 1. Description of the organization, layout, and content of commissioning documentation to be provided along with identification of responsible parties.
  - 2. Identification of systems and equipment to be commissioned.
  - 3. Description of the level of commissioning for each system and define levels of commissioning.
  - 4. Description of schedules for testing procedures along with identification of parties



- 1 involved in performing and verifying tests.
- 2
- 3 5. Identification of items that must be completed before the next operation can proceed.
- 4
- 5 6. Description of responsibilities of commissioning team members.
- 6
- 7 7. Description of observations to be made.
- 8
- 9 8. Description of requirements for operation and maintenance training, including
- 10 required training materials.
- 11
- 12 9. Provide a schedule for commissioning activities with specific dates coordinated with
- 13 overall construction schedule.
- 14
- 15 10. Define the process for completing pre functional and startup checklists for systems,
- 16 subsystems, and list of specific equipment requiring these checklists.
- 17
- 18 11. Include Step-by-step procedures for Functional testing systems, subsystems, and
- 19 equipment with descriptions for methods of verifying relevant data, recording the
- 20 results obtained, and listing parties involved in performing and verifying tests. Meet
- 21 Title-24 minimum functional requirements only.
- 22

- 23 B. Pre-Functional Checklists: CxA shall develop pre-functional checklists for all equipment to
- 24 be commissioned.
- 25
- 26 C. Functional Performance Testing: CxA shall develop functional performance test procedures
- 27 for all equipment and systems to be commissioned that meet Title-24 minimum requirements
- 28 only.
- 29
- 30 D. Building Enclosure Construction Checklists: CxA shall develop BECx checklists for the
- 31 installation and verification of procedures.
- 32
- 33 E. BECx Test Plan: CxA shall develop building enclosure tests plans as specified. If test plans
- 34 are developed by the architect CxA shall review and provide comments as required.
- 35
- 36 D. Site Visit Reports: CxA shall record test data, observations, and measurements on site visit
- 37 forms. Photographs and other means appropriate for the application shall be included with
- 38 data.
- 39
- 40 E. Test and Inspection Reports: CxA shall compile test and inspection reports and test and
- 41 inspection certificates and include them in systems manual and commissioning report.
- 42 F. Commissioning Schedule: CxA shall review and provide input to the master project and
- 43 construction schedules for commissioning activities.
- 44
- 45 G. Issues Log: CxA shall prepare and maintain an issues log that describes installation, and
- 46 performance issues that are at variance with the Contract Documents. CxA will identify and
- 47 track issues as they are encountered, documenting the status of unresolved and resolved
- 48 issues.

- 1
- 2
- 3
- 4
- 5
- 6
- 7
- 8
- 9
- 10
- 11
- 12
- 13
- 14
- 15
- 16
- 17
- 18
- 19
- 20
- 21
- 22
- 23
- 24
- 25
- 26
- 27
- 28
- 29
- 30
- 31
- 32
- 33
- 34
- 35
- 36
- 37
- 38
- 39
- 40
- 41
- 42
- 43
- 44
- 45
- 46
- 47
- 48
1. Creating an Issues Log Entry:
  - a. Identify the issue with unique numeric or alphanumeric identifier by which the issue may be tracked.
  - b. Assign a descriptive title of the issue.
  - c. Identify issue date.
  - d. Identify test number of test being performed at the time of the observation, if applicable, for cross-reference.
  - e. Identify system, subsystem, and equipment to which the issue applies.
  - f. Identify location of system, subsystem, and equipment.
  - g. Include information that may be helpful in diagnosing or evaluating the issue.
  - h. Note recommended corrective action.
  - i. Identify commissioning team member responsible for corrective action.
  - j. Identify expected date of correction.
  - k. Identify person documenting the issue.
  - l. List the issue's code and contract document reference, i.e., specification or plan sheet location.
2. Documenting Issue Resolution:
  - a. Log date correction is completed or the issue is resolved.
  - b. Describe corrective action or resolution taken. Include description of diagnostic steps taken to determine root cause of the issue, if any.
  - c. Identify changes to the Contract Documents that may require action, if any.
  - d. State that correction was completed, and system, subsystem, and equipment are ready for retest, if applicable.
  - e. Identify person(s) who corrected or resolved the issue.
  - f. Identify person(s) documenting the issue resolution.
  - g. Identify RFI or ASI references to the issue resolution.

1  
2 G. Commissioning Report: CxA shall document results of the commissioning process including  
3 performance of systems, subsystems, equipment and issues. The commissioning report shall  
4 indicate whether systems, subsystems, and equipment have been completed and are  
5 performing according to the OPR, BoD and Contract Documents. The commissioning report  
6 shall include, but is not limited to, the following:  
7

- 8 1. Discussion of performance of commissioned systems including any variance from  
9 OPR, BOD and the Contract Documents; record of conditions; and, if appropriate,  
10 recommendations for resolution. This report shall be used to evaluate systems,  
11 subsystems, and equipment and shall serve as a future reference document during  
12 District occupancy and operation. It may also include a recommendation for  
13 accepting or rejecting systems, subsystems, and equipment.  
14
- 15 2. Commissioning Plan. (Define the plan for this project.)  
16
- 17 3. Testing plans and reports. (Title-24 MCH-XXX and Electrical functional tests only.)  
18
- 19 4. Issues log.  
20
- 21 5. Completed test checklists.  
22
- 23 6. Listing of off-season test(s) not performed and a schedule for their completion.  
24

25 H. Systems Manual: CxA shall gather required information and compile systems manual.  
26 Systems manual shall include, but is not limited to, the following:  
27

- 28 1. As-built system narratives, schematics, and list of installed equipment, including;  
29 Building Envelope, HVAC, Laboratory HVAC, Fire Protection and Alarm, Irrigation  
30 Control, Power and Lighting Controls installed schematics.  
31
- 32 2. Operation and maintenance manuals.  
33

#### 34 1.10 CXA SUBMITTALS 35

- 36 A. Commissioning Plan: CxA shall submit a draft commissioning plan. Deliver one copy to  
37 Contractor and one to District. Present submittal in sufficient detail to evaluate data  
38 collection and arrangement process. One copy, with review comments, will be returned to  
39 the CxA for preparation of the final commissioning plan.  
40
- 41 B. Pre functional Checklists: CxA shall submit sample checklists and forms to Contractor and  
42 subcontractors for review and comment.  
43
- 44 C. Functional Test Plan: CxA shall submit draft Functional Test Plan and checklists for  
45 comment. The final Functional Test Plan will be submitted and used for functional testing.  
46 Submit the Title-24 required functional tests.  
47
- 48 D. Site visit reports: CxA shall submit site visit reports as they are created.

- 1  
2 E. Final Commissioning Report: CxA shall submit the draft commissioning report. One copy,  
3 with review comments, will be returned to the CxA for preparation of final submittal. The  
4 final report submittal must address previous review comments.  
5

6 1.11 COORDINATION  
7

- 8 A. Coordinating Meetings: CxA shall conduct coordination meetings of the commissioning  
9 team as needed to review progress on the commissioning plan, to discuss scheduling  
10 conflicts, and to discuss upcoming commissioning process activities.  
11  
12 B. Pretesting Meetings: CxA shall conduct pretest meetings with the commissioning team to  
13 review startup reports, coordinate controls sequence of operations, review pretest inspection  
14 results, review testing and balancing procedures, review testing personnel and  
15 instrumentation requirements, and manufacturers' authorized service representative services  
16 for each system, subsystem, equipment, and component to be tested.  
17  
18 C. Testing Coordination: CxA shall coordinate with the OWNER and Contractor to plan the  
19 sequence of testing activities to accommodate required quality-assurance and -control  
20 services with a minimum of delay and to avoid necessity of removing and replacing  
21 construction to accommodate testing and inspecting.  
22  
23 1. Schedule times for tests, inspections, obtaining samples, and similar activities.  
24  
25

26 PART 2 - PRODUCTS (Not Used)  
27  
28

29 PART 3 – EXECUTION  
30

31 3.01 BUILDING ENCLOSURE CONSTRUCTION CHECKLISTS  
32

- 33 A. Building Enclosure Construction Checklists are developed by the CxA and completed by the  
34 appropriate installing contractors for all major building enclosure systems being  
35 commissioned. The checklists are to be completed during the installation phase of each  
36 system. These checklists are to ensure that each building enclosure system is being installed  
37 according to the specified installation standards. The building enclosure checklists are in  
38 addition to the manufacturer's installation checklists and DO NOT replace the  
39 manufacturer's installation checklists. The Contractor and vendors shall also execute  
40 manufacturer's installation check provide CxA with a copy of the signed and dated  
41 completed checklists which will be submitted with the Building Enclosure Construction  
42 Checklists.  
43  
44 B Execution of Building Enclosure Construction Checklists  
45  
46 1. Construction checklists will be provided to the project site by the CxA.  
47  
48 2. The contractor shall maintain a master copy of signed checklists.

3. The installing contractors shall update the checklists as work is completed. Only individuals that have direct knowledge and witnessed that a line item task on the pre-functional checklist was actually performed shall initial or check that item off.
4. The CxA will periodically review the checklists for completeness and report on progress at the Cx meetings.

### 3.02 PRE-FUNCTIONAL CHECKLISTS AND FACTORY START UP REPORTS

- A. Pre-functional Checklists are developed by the CxA and completed by the appropriate installing contractors for all major equipment and systems being commissioned before functional testing can begin. The checklist captures equipment nameplate and characteristics data, confirming the as-built status of the equipment or system. These checklists also ensure that the systems are complete and operational, so that the functional performance testing can be scheduled. The Contractor and vendors shall execute factory startup and provide the CxA with a copy of the signed and dated completed start-up checklists which will be submitted with the Pre-Functional checklists.
- B. Execution of Pre-functional Checklists and Startup.
  1. Pre-Functional checklists will be provided to the project site by the CxA.
  2. The contractor shall maintain a master copy of signed checklists.
  3. The installing contractors shall update the checklists as work is completed. Only individuals that have direct knowledge and witnessed that a line item task on the pre-functional checklist was actually performed shall initial or check that item off.
  4. The CxA will periodically review the checklists for completeness and report on progress at the Cx meetings.
- C. Deficiencies, Non-Conformance and Approval in Checklists and Startup.
  1. The Contractor shall clearly list any outstanding items of the initial start-up and pre-functional procedures that were not completed successfully, at the bottom of the procedures form or on an attached sheet. The procedures form and any outstanding deficiencies are provided to the CxA within two days of test completion.
  2. The CxA reviews the report and reports to the District. The CxA shall work with the Contractor and vendors to correct and retest deficiencies or uncompleted items.

### 3.03 FUNCTIONAL PERFORMANCE TESTING

- A. Objectives and Scope. The objective of functional performance testing is to demonstrate that each system is operating according to the Contract Documents Title-24 test requirements. Each system will be tested to verify that the system response is as designed. HVAC and Laboratory systems will be checked for conformance to the design sequences of operation

1 and stable control, lighting control will be checked in each type of lighting area, and  
2 irrigation control will be checked. Proper system responses to such conditions as power  
3 failure, out of limit condition, equipment failure, etc. shall also be tested.  
4

5 B. Early duct air leakage tests shall be performed to ensure green and building code compliance  
6 to duct systems with over 3-inch w.c. static pressure. Point-to-point testing will be performed  
7 by controls contractor on all applicable systems, with results given to CxA prior to functional  
8 performance testing.  
9

10 C. Development of Test Procedures: The test procedures are written by the CxA based upon the  
11 final operational sequences from available project documentation. The CxA shall develop  
12 specific test procedures and forms to verify and document proper operation of each system.  
13 Prior to execution, the CxA shall provide a copy of the test procedures to the Contractor who  
14 shall review the tests for feasibility, safety, equipment and warranty protection. The test  
15 procedure checklists developed by the CxA shall include the following information:  
16

- 17 1. System and equipment or component name(s).
- 18 2. Equipment location and ID number.
- 19 3. Date.
- 20 4. Project name.
- 21 5. Participating parties.
- 22 6. Reference to the specification section describing the test requirements, if applicable.
- 23 7. A copy of the specific sequence of operations.
- 24 8. Prerequisites for the test.
- 25 9. Special cautions, alarm limits, etc.
- 26 10. Specific step-by-step procedures to execute the test.
- 27 11. Acceptance criteria of proper performance with a Yes / No/NA check box.
- 28 12. A section for comments.

29 D. Test Methods.  
30  
31

- 32 1. Functional testing is performed by the contractors with the method and degree of  
33 testing as defined in this specification for each system. Each function and test shall  
34 be performed under conditions that simulate actual conditions as close as is  
35 practically possible. The Contractor executing the test shall provide all necessary  
36 materials, system modifications, etc. to produce the necessary flows, pressures,  
37 temperatures, etc. necessary to execute the test according to the specified conditions.  
38  
39  
40  
41  
42  
43  
44  
45  
46  
47  
48

1 At completion of the test, the Contractor shall return all affected building equipment  
2 and systems to their pre-test condition.

3  
4 2. Multiple identical pieces of equipment may be functionally tested using a sampling  
5 strategy. The sampling strategy will be defined in these specifications with the  
6 commissioned systems list.

7  
8 E. Coordination and Scheduling: The Contractor shall provide two weeks' notice to the CxA  
9 regarding their completion schedule for the pre-functional checklists and startup of all  
10 equipment and systems. The CxA will schedule functional tests through the District  
11 Representative and Contractor. Problem Solving: The CxA will recommend solutions to  
12 problems found; however, the burden of responsibility to solve, correct and retest problems is  
13 with the Contractor and District's consultants.

14  
15 3.04 OPERATION AND MAINTENANCE TRAINING REQUIREMENTS

- 16  
17 A. Before the operation and maintenance training, CxA shall review training preparation for  
18 compliance with project documents.  
19  
20 B. Training is required per contract specifications. At a minimum, training is required for  
21 Mechanical, Lighting, Irrigation and Controls systems.  
22  
23 C. The CxA requires submission of training records including attendance lists to verify  
24 appropriate people received the training.

25  
26 3.05 COSTS OF COMMISSIONING WORK

- 27  
28 A. The cost to the Contractor and Subcontractors to comply with the specified requirements and  
29 to support the work of the CxA shall be included in the Contractor's and Subcontractor's bid  
30 price.  
31  
32 B. If CxA arrives onsite, on the scheduled date for functional testing (as indicated on the  
33 Systems Functional Testing Readiness Certification and Notification Letter for  
34 Commissioning, see Exhibit B of this specification section) which cannot be  
35 completed due to systems readiness failure, systems technician no-show, or other  
36 circumstances not caused by CxA resulting in failed functional testing; it is understood  
37 that the CxA's client (listed on Exhibit B) will be invoiced for expenses incurred by  
38 CxA. The contractor also agrees to reimburse said client for incurred expenses. CxA  
39 expenses will be invoiced as follows:
- 40 • Travel expenses as applicable

41  
42 3.06 COMMISSIONED SYSTEMS

43

System	Equipment	Level
	Split system heat pumps	3
	Rooftop air conditioners	3
	Split system air conditioners	3

System	Equipment	Level
HVAC&R Systems	Make up air unit	3
	Kitchen exhaust system	3
	Test and balance report values	3
Building Management System	Sequences of operation, monitored points, and alarms	3
	Metering/monitoring devices and equipment	3
	Software commissioning, GUI presentation commissioning, system access performance criteria, software tools/source code commissioning, instrument data sheets, middleware commissioning, Internet Protocol commissioning	3
Building Envelope	Foundation/slab	3
	Exterior wall systems	3
	Roof systems	3
Electrical Systems	Scheduled lighting controls	3
	Day-light savings and dimming controls	3
	Lighting occupancy sensors	3
Plumbing Systems	Domestic water heaters	5
	Thermostatic mixing valves	5
Irrigation	Irrigation Controllers	2

A. Levels Defined:

Level 1 - The CxA will periodically observe and inspect the installation of equipment and systems and review project documentation (test reports) to verify operational requirements meet the contract documents.

Level 2 - The CxA will periodically observe and inspect the installation of equipment and systems and review project documentation (test reports). The CxA may spot check some of the system functions verify operational requirements are met.

Level 3 - The CxA will periodically observe and inspect the installation of equipment and systems and review project documentation (test reports) and will witness contractor performance testing of the system. Contractor shall test up to 20% of the system to prove operational requirements are met. The test sections shall be chosen at random by the CxA. Failure of any test section shall require retesting of that section and an additional test section equivalent in scope.

Level 4 - The CxA will periodically observe and inspect the installation of equipment and systems and review project documentation (test reports) and will witness contractor performance testing of the system. Contractor shall test up to 50% of the



1 system to prove operational requirements are met. The test sections shall be chosen at  
2 random by the CxA. Failure of any test section shall require retesting of that section  
3 and an additional test section equivalent in scope.  
4

5 Level 5 - The CxA will periodically observe and inspect the installation of equipment  
6 and systems and review project documentation (test reports) and will witness  
7 contractor performance testing of the system. Contractor shall test up to 100% of the  
8 system to prove operational requirements are met. The test sections shall be chosen at  
9 random by the CxA. Failure of any test section shall require retesting of that section  
10 and an additional test section equivalent in scope.  
11

12 3.07 METHODS OF TESTING

13  
14 A. HVAC&R Systems

- 15
- 16 1. Contractor will demonstrate to the CxA that the operation of each system through all  
17 modes, alarms, and operating parameters meet the project specifications.  
18
- 19 2. The TAB contractor will re-measure up to 25% of the final TAB Report for the CxA  
20 to observe. The points to be verified will be selected by the CxA.  
21

22 B. Building Management System

- 23
- 24 1. The Controls contractor will re-measure some of the points for the CxA to observe that  
25 the calibration is correct. The points to be verified will be selected by the CxA.  
26
- 27 2. All the user graphics interfaces and displayed operating points will be demonstrated  
28 for the CxA by the contractor.  
29
- 30 3. Controls contractor shall manipulate the system to demonstrate that it performs all the  
31 specified modes of operation.  
32
- 33 4. Points selected by the CxA will be trended by the Controls Contractor to verify  
34 control operation and response.  
35

36 C. Building Envelope

- 37 1. Specified building enclosure systems installation and testing is defined in each  
38 applicable specification section. Specified installation and testing may include but  
39 not limited to the following installation and testing standards:  
40
- 41 a. Vapor Barrier Installation – ASTM E1643 – Standard Practice for Selection,  
42 Design, Installation and Inspection of Water Vapor Retarders Used in Contact  
43 with Earth or Granular Fill Under Concrete Slabs.  
44
- 45 b. Insulation Installation Inspection – ASTM C1060-90 – Standard Practice for  
46 Thermographic Inspection of Insulation Installations in Envelope Cavities of  
47 Frame Buildings.  
48

1  
2  
3  
4  
5  
6  
7  
8  
9  
10  
11  
12  
13  
14  
15  
16  
17  
18  
19  
20  
21  
22  
23  
24  
25  
26  
27  
28  
29  
30  
31  
32  
33  
34  
35  
36  
37  
38  
39  
40  
41  
42

- c. Windows and Curtain Wall Installation – ASTM E1105 – Standard Test Method for Field Determination of Water Penetration of Installed Window, Skylights, Doors and Curtain Walls by Uniform or Cyclic Static Air Pressure Difference.
- d. Dissimilar Enclosure Material Intersections – AAMA 501.2 – Quality Assurance and Diagnostic Water Leakage Field Check of Installed Storefronts, Curtain Walls and Sloped Glazing Systems.
- e. Exterior Sealants – ASTM C1193 – Standard Guide for Use of Joint Sealants, Appendix X1 – Method A, Field Applied Sealant Joint Hand Pull Tab.
- f. Horizontal Waterproofing Installation – ASTM D 5957 – Standard Guide for Flood Testing Horizontal Waterproofing Installations.

- 2. Copies of any required enclosure testing and test plans will be submitted to CxA for review and comment prior to performing any tests.
- 3. CxA will be notified 14 days prior to any scheduled building enclosure field tests allowing time for CxA to witness field tests, as required.

D. Electrical Systems

- 1. Upon completion of the lighting control installation and contractor testing the CxA will verify the performance of the system by witnessing its operation.
- 2. Upon completion of the uninterruptible power supply and contractor pretesting, the CxA will witness a Contractor test to verify complete system power loss and verify proper power provision of critical systems.

E. Plumbing

- 1. Domestic hot water will be tested by the CxA by measuring the hot water temperature at a percentage of the fixtures along with the time it takes to reach that temperature.
- 2. After receipt of completed prefunctional checklists and manufacturer’s authorized start-up reports, the CxA will test the shops, dental compressed air and vacuum systems for proper operation.

F. Irrigation

- 1. The CxA will witness the contractor demonstration of the irrigation controller.
- 2. The CxA will witness, verify and note the sequence of operation and timing of sequences.

1  
2  
3  
4  
5  
6  
7  
8  
9  
10  
11  
12  
13  
14  
15  
16  
17  
18  
19  
20  
21  
22  
23  
24  
25  
26  
27  
28  
29  
30  
31  
32  
33  
34  
35  
36  
37  
38  
39  
40  
41  
42  
43  
44  
45  
46  
47  
48

**EXHIBIT E**

**INSURANCE REQUIREMENTS**

Section I. Insurance.

The Entity shall obtain, and maintain during the entire Lease Term, and for any extended length of time identified under these requirements, all insurance required by Sections III and IV; Entity shall obtain, and maintain during the entire construction phase of Phase II of the Facilities Lease, all insurance required by Section VI. Certificates of Insurance and required endorsements, including but not limited to Additional Insured Endorsements and Waivers of Subrogation in favor of the District, the Architect, the Construction Manager, and any other District Consultants, and each of their officers, officials, directors, trustees, agents, employees and volunteers (herein after collectively referred to as “Additional Insureds”), **shall be delivered to the District a) within five (5) days of execution of the Facilities Lease by the District for insurance required by Sections III and IV and b) within five (5) days of issuance of the Notice to Proceed with Phase II for insurance required by Section VI. The Entity shall not commence work until all required insurance documentation has been submitted to and accepted by the District.** If the District requests copies of the Insurance Policy or Policies, the Entity agrees to provide certified copies within 30 days of the District’s request.

Every policy shall be endorsed or shall provide in the policy form to state that the policy shall not be canceled, materially reduced, or non-renewed without thirty (30) days prior written notice to District (ten [10] days for non-payment of premium).

Failure of Entity to maintain all required insurance as required during the Lease Term shall constitute a default entitling the District to all rights and remedies that exist under this Agreement and/or by law.

The insurance required in this agreement shall be with carriers, on forms, and in amounts acceptable to the District and shall be subject to the approval of the District. Any acceptance of insurance certificates by the District, however, shall in no way limit or relieve the Entity of duties and responsibilities in this agreement.

Section II. Effective Date of Policies.

The insurance required by Sections III and IV of this Exhibit shall be maintained by the Entity in full force and effect at all times during prosecution of the work and, in regards to the insurance required by Section IV, for the period of time the District may be held liable for the Entity’s work; evidence of such will be provided to the District for a period of time no less than five (5) years after the final completion and acceptance thereof by District. This requirement includes, but is not limited to, Entity’s obligation to maintain Products & Completed Operations coverage for itself and the Additional Insureds. The insurance required by Section VI of this Exhibit (Builder’s Risk) shall be maintained by the Entity in full force and effect from the time of Notice to Proceed with Phase II of the work until acceptance of the Project by the District.

Section III. Workers’ Compensation and Employers’ Liability Insurance.

In accordance with the provisions of Section 3700 of the Labor Code, the Entity, and each Subcontractor, shall secure the payment of compensation to its employees. The Entity and each Subcontractor shall provide Workers’ Compensation insurance and occupational disease insurance, as required by law, and Employer’s Liability insurance with minimum limits of \$1,000,000 covering all workplaces involved in the Construction Documents.

The Entity shall sign and file with the District the following certificate on the form provided by the District:

1 I am aware of the provisions of Section 3700 of the Labor Code which require every  
2 employer to be insured against liability for workers' compensation or to undertake self-  
3 insurance in accordance with the provisions of that Code, and I will comply with such  
4 provisions before commencing the performance of the work of this Contract.  
5

6 The Entity shall require each Subcontractor to file such statement prior to allowing that Subcontractor to  
7 commence Work.  
8

9 The Entity shall furnish a certificate of insurance or a certificate of permission to self-insure under the  
10 Workers' Compensation and Employers' Liability Insurance statutes of the State of California. The  
11 certificate shall provide that at least thirty (30) days' prior written notice (ten [10] days for non-payment of  
12 premium) shall be served on District prior to the cancellation or change of such insurance or self-insurance.  
13 Said certificate shall also include an endorsement evidencing that the insurer shall waive all rights of  
14 subrogation against the District, the Architect, the Construction Manager, and any other District Consultants,  
15 and each of their officers, officials, directors, trustees, agents, employees and volunteers. Such insurance  
16 shall be delivered to the District Representative within five (5) days of being notified of the intent to award  
17 the Contract, and before the District will execute the Facilities Lease.  
18

19 With the exception of insurance provided by The State Compensation Insurance Fund of California,  
20 insurance is to be placed with insurers approved by the State of California Department of Insurance or  
21 otherwise authorized to transact insurance business in California and with a Bests' rating of no less than A-  
22 VII.  
23

24 Any deductibles or self-insured retentions must be declared to and approved by the District.  
25

26 Section IV. Liability Insurance.

27 Insurance is to be placed with insurers approved by the State of California Department of Insurance to  
28 transact insurance business in California and with a Bests' rating of no less than A- VII.  
29

30 A. The Entity shall procure and maintain insurance on all of their operations with insurance companies and  
31 on forms acceptable to District for the following minimum insurance coverages:  
32

- 33 1. **Commercial General Liability** Occurrence form insurance policy (ISO CG 00 01 or equivalent)  
34 covering all operations by or on behalf of Entity, not excluding coverage for:
  - 35 a. Premises and Operations
  - 36 b. Products and Completed Operations
  - 37 c. Contractual Liability insuring the obligations assumed by the Entity in this agreement  
38 or Blanket Contractual Liability Coverage
  - 39 d. Broad Form Property Damage (including Completed Operations)
  - 40 e. Explosion, Collapse, Subsidence, and Underground Hazards
  - 41 f. Personal Injury Liability  
42

43 **Commercial General Liability** Limits shall not be less than:

44  
45 \$2,000,000 Each Occurrence (Combined Single Limit for Bodily Injury & Property Damage)  
46 \$2,000,000 Personal Injury Liability Each Occurrence  
47 \$4,000,000 Aggregate for Products and Completed Operations  
48 \$4,000,000 General Aggregate

1 The required General Liability limits must be present on the primary General Liability policy  
2 and cannot be met with Umbrella policy limits.  
3

4 2. **Commercial Automobile Liability** insurance policy (ISO CA 00 01 or equivalent) covering Bodily  
5 Injury, Property Damage and Contractual Liability coverage for “Any Auto” (Symbol 1) which  
6 includes coverage for any owned, hired, borrowed and non-owned automobile, trailer, and equipment  
7 coverage, with combined single limit of not less than \$1,000,000. The District and the “Additional  
8 Insured” entities shall be named as additional insureds on a primary and non-contributory basis, with  
9 subrogation rights waived against each.  
10

11 3. **Umbrella Policy** The Entity shall have in place an Umbrella Policy in the amount of **\$20,000,000**  
12 The policy shall be “Following Form” in excess of the above captioned policies and Workers’  
13 Compensation Employer’s Liability. Evidence of this coverage shall be provided on the certificate of  
14 insurance.  
15

16 4. **Professional Liability** Should any work in the Entity’s contract contain any element of design or any  
17 professional element that would not otherwise be covered under Entity’s General Liability policy,  
18 Entity shall obtain at its own expense Professional Liability (Errors & Omissions) coverage to  
19 protect, defend, and hold harmless the District and its officers, officials, directors, trustees, agents,  
20 employees and volunteers from all claims arising out of the professional services provided by the  
21 Entity under the Contract Documents. Entity’s policy shall have limits of not less than \$5,000,000  
22 and shall agree to waive all rights of subrogation against the District and the “Additional Insured”  
23 entities designated in this contract. Entity shall maintain coverage for this policy and retroactive  
24 dates that will continue coverage for a period of at least five years from the completion of the project.  
25 The District may require higher limits by written request.  
26

27 5. **Pollution Liability** Should any work include any elements that may give rise to a Pollution claim, the  
28 Entity shall be required to carry Pollution Liability coverage with limits no less than \$5,000,000 per  
29 pollution event. The District may require higher limits by written request. The policy shall be  
30 endorsed to include by name the “Additional Insureds,” as defined by Section I, as additional  
31 insureds and shall include a waiver of subrogation endorsement in favor of the “Additional  
32 Insureds.”  
33

34 B. Additional coverages and/or limits may be required in the Facilities Lease. If the Facilities Lease requires  
35 limits of General Liability and Automobile Liability insurance exceeding those stated above, the Entity  
36 shall carry Umbrella Liability insurance providing excess coverage at least as broad as the underlying  
37 coverage with a limit equal to the amount stated in the Facilities Lease.  
38

39 C. Should Entity or any of its Subcontractors or Consultants maintain broader coverage and/or limits than  
40 those listed in this contract, those limits/coverages are hereby required and shall be made available to the  
41 District.  
42

43 D. The following terms shall be included in the General Liability and Auto Liability insurance, either  
44 within the policy or by endorsement:  
45

- 1 1. General Liability policy shall be endorsed to include by name “Additional Insureds,” as  
2 defined by Section I., as additional insureds (the General Liability endorsement shall be at least as  
3 broad as ISO form CG 20 10 11 85), and shall provide coverage for Ongoing Operations as well as  
4 Products & Completed Operations for the period of time the “Additional Insureds” may be held liable  
5 for the Entity’s work, and shall state that these policies are primary and that any Insurance, Self  
6 Insurance or Memorandum of Liability Coverage (MDLC) maintained by District shall be in excess  
7 of the Entity’s insurance and shall not be called upon to contribute to any loss. Evidence of such shall  
8 be provided to the District for a period of time no less than ten (10) years after completion of the  
9 project.  
10
- 11 2. Except with respect to bodily injury and property damage included within the Products and  
12 Completed Operations hazards, the aggregate limit, where applicable, shall apply separately to the  
13 project under this subcontract.  
14
- 15 3. All liability insurance shall be written on an “occurrence” basis and defense costs shall be outside the  
16 policy limits of liability. Modified Occurrence policies and sunset-type clauses shall not be accepted.  
17
- 18 4. The Commercial Auto Policy shall include the District and the “Additional Insured” entities as  
19 additional insureds on a primary and non-contributory basis, with subrogation rights waived against  
20 each.  
21
- 22 5. Any failure to comply with reporting provisions of the policies shall not affect coverage provided to  
23 the “Additional Insureds.”  
24
- 25 6. General Liability Coverage shall state that the Entity’s insurance shall apply separately to each  
26 Insured against whom claim is made or suit is brought, except with respect to the limits of the  
27 insurer’s liability, and shall contain a severability of interest/cross liability clause to the effect that  
28 each Insured and Additional Insured is covered as if separate policies had been issued to each.  
29
- 30 7. The insurer(s) issuing the required General Liability and Auto Liability policies shall, by separate  
31 endorsement, agree to waive all rights of subrogation against the “Additional Insureds.” The  
32 General Liability waiver of subrogation must apply to both ongoing operations and completed  
33 operations.  
34
- 35 8. The policy must provide, by policy provisions or endorsement, that it shall not be canceled,  
36 suspended, voided, materially changed or any renewal or replacement policy be changed without  
37 thirty (30) days’ prior written notice to the District (ten [10] for non-payment of premium). Evidence  
38 of such must be provided to the District.  
39
- 40 9. The Contractual Liability coverage may be either on a blanket basis or a policy which specifically  
41 identifies this Agreement with a contractual liability endorsement.  
42
- 43 10. Any deductibles or self-insured retentions must be declared to and approved by the District which  
44 amounts shall be no greater than \$50,000. Any and all deductibles or self-insurance retentions in the  
45 above described liability insurance policies shall be assumed by and be for the account of, and at the  
46 sole risk of the Entity.  
47

1 11. All policies and endorsements are subject to approval at the sole discretion of the District.  
2 Endorsements with expiration dates will not be accepted.  
3

4 Section V. Subcontractor's Insurance.

5 With the exception of policy limits as outlined in this Section, the Entity shall require each and every  
6 Subcontractor to maintain insurance coverages commensurate to that which is required of the Entity per  
7 Sections I, II, III, and IV of this Exhibit, and shall incorporate this Exhibit E into each subcontract. This  
8 includes, but is not limited to, the Additional Insured and Waiver of Subrogation provisions.  
9

10 Subcontractors must carry General Liability limits no less than as outlined below:  
11

12 General Liability:

13 \$1,000,000 Each Occurrence (Combined Single Limit for Bodily Injury & Property Damage)

14 \$1,000,000 Personal Injury Liability Each Occurrence

15 \$2,000,000 Aggregate for Products and Completed Operations

16 \$2,000,000 General Aggregate  
17

18 Commercial Automobile Liability: \$1,000,000 Combined Single Limit  
19

20 Employers Liability: \$1,000,000  
21

22 Umbrella Policy: \$1,000,000  
23

24 Any Subcontractors with any design-element to their work must provide evidence of Professional Liability  
25 insurance in an amount no less than \$2,000,000 per claim; such policies shall contain a waiver of  
26 subrogation in favor of the District and the "Additional Insured" entities.  
27

28 Should Subcontractor's work include any elements that may give rise to a Pollution claim, Subcontractor  
29 shall be required to carry Pollution Liability coverage with limits of at least \$2,000,000 per pollution event.  
30 The District may require higher limits by written request. The policy shall be endorsed to include by name  
31 the "Additional Insureds," as defined by Section I, as additional insureds and shall include a waiver of  
32 subrogation endorsement in favor of the "Additional Insureds."

33 Should any Subcontractor maintain broader coverage and/or limits than those listed in this contract, those  
34 limits/coverages are hereby required and shall be made available to the District.

35 The Entity shall not allow any Subcontractor to commence work on its Subcontract until the Subcontractor  
36 has provided Entity with Certificates of Insurance and applicable endorsements as well as the signed  
37 statement acknowledging compliance with Section 3700 of the Labor Code, as required in Section III. It  
38 shall be the responsibility of the Entity to ensure that all Subcontractors comply with this provision, and to  
39 verify their compliance when requested by the District.

1  
2 If requested by the District, the Entity shall deliver certificates of insurance or copies of the insurance policies  
3 and endorsements of all Subcontractors; provided, however, that this authority shall not relieve the Entity of  
4 its obligation to ascertain the existence of such insurance.  
5

6 Section VI. Builder's Risk Insurance. The Entity shall, at its sole expense, purchase, maintain and keep in  
7 force at all times during the construction phase of the Facilities Lease Phase II term, until the date of transfer  
8 of the insurable interest to and acceptance by the District, a Builder's Risk Insurance (Property Insurance).  
9 Such insurance shall protect the District, the Contractor, Subcontractors, Sub-Subcontractors and Material  
10 Suppliers at every tier, as their interests may appear, from loss or damage to work in the course of  
11 construction. Property insurance shall be on a "Special Form" or equivalent policy and shall not exclude the  
12 perils of fire (with extended coverage) and physical loss or damage not excluding theft, vandalism, malicious  
13 mischief, collapse, earthquake (including full coverage for all losses caused by "Acts of God," as defined by  
14 California Public Contract Code section 7105), flood, windstorm, falsework, mechanical breakdown or  
15 electrical damage including testing and startup, magnetic disturbance, changes in temperature or humidity,  
16 temporary buildings, loss that ensues from defective material or workmanship, explosion, and debris removal  
17 including demolition occasioned by enforcement of any applicable legal requirements, and shall cover  
18 reasonable compensation for the District's Representative's, Architect's, Construction Manager's, other  
19 District Consultants' and Contractor's services and expenses required as a result of such insured loss in the  
20 amount of one hundred percent (100%) of the replacement cost of the Project.  
21

22 A. The following terms shall apply to such coverage:  
23

- 24 1. Coverage shall be written on a replacement cost, completed value, non-reporting form and shall cover  
25 the property against all risks of physical loss or damage required above.  
26
- 27 2. The property covered shall include the work and improvements of the Project, including any  
28 materials, equipment or other items to be incorporated therein while the same are located at the  
29 construction Site, with reasonable sub-limits for materials stored offsite, or while in transit. The  
30 policy shall contain a provision that the Entity and the District are Named Insureds under this policy  
31 and that the Subcontractors, Sub-Subcontractors, and Material Suppliers at every tier are Named  
32 Insureds or Additional Insureds as their interest may appear. A loss insured under the Builder's  
33 Risk/Installation Floater policy shall be adjusted by the Entity as fiduciary and made payable to the  
34 Entity as fiduciary for the insureds, as their interests may appear, subject to requirements of any  
35 applicable mortgagee clause. The Entity shall pay Subcontractors their just shares of insurance  
36 proceeds received by the Entity, and by appropriate agreements, written where legally required for  
37 validity, shall require Subcontractors to make payments to their sub-subcontractors in similar manner.  
38
- 39 3. When stated in the Facilities Lease, Builder's Risk insurance shall include Delay in Opening  
40 coverage with limits of liability, and for the period of time, as set forth in the Facilities Lease.  
41 Coverage shall include interest and/or principal payments that become due and payable by the  
42 District upon completion of Construction or other date as set forth in the Facilities Lease, debt  
43 service, expense, loss of earnings or rental income or other loss incurred by the District, without  
44 deduction, due to the failure of the Project being completed on schedule.  
45



- 1 4. The maximum deductible for earth movement, Acts of God, and flood allowable under this policy  
2 shall not be more than five percent (5%) of the values in place at the time loss per occurrence. The  
3 maximum deductible for all other perils allowable under this policy shall be one hundred thousand  
4 dollars (\$100,000). All deductibles shall be borne solely by the Entity, and the District shall not be  
5 responsible to pay any deductible in whole or in part.  
6
- 7 B. The insurer shall by separate endorsement or policy provisions agree to waive all rights of subrogation  
8 against the District, the other "Additional Insureds," as defined by Section I., the Entity, Subcontractors,  
9 Sub-Subcontractors, and Material Suppliers at every tier for losses covered by the policy. If the policies  
10 of insurance referred to in this Section require an endorsement or consent of the insurance company to  
11 provide for continued coverage where there is a waiver of subrogation, the owners of such policies will  
12 cause them to be so endorsed to obtain such consent.  
13
- 14 C. The Entity shall provide a copy of the Builder's Risk policy to the District for approval. Such policy  
15 shall provide all the coverages required of this section as well as conform to the requirements of this  
16 contract.  
17
- 18 D. If not covered by Builder's Risk policy or any other property or equipment insurance required by the  
19 Facilities Lease, the Entity shall, at its sole expense, purchase, maintain and keep in force at all times  
20 during the term of the Facilities Lease property insurance for portions of the Entity's work and/or  
21 equipment to be incorporated therein stored offsite or in transit.  
22
- 23 E. The District shall maintain in effect during the term of this Lease, property insurance on all pre-existing  
24 utilities, buildings, structures, paving, and equipment on the Site which are not part of the Construction  
25 project.  
26  
27  
28

**Exhibit F**

**General Conditions Costs**

**[TO BE ADDED BY AMENDMENT]**

A		Item			UNIT COSTS				TOTAL COSTS						
L	DETAILS	Code	Description	Qty.	Manhours/	Labor	Material	Equip.	Sub	Labor	Material	Equip.	Sub	Line Item	Item
T					Unit	\$	\$	\$	\$	\$	\$	\$	\$	Unit\$	Total \$
<b>Report DOES NOT include Taxes &amp; Insurance or Indirect Costs.</b>															
<b>Administrative requirements</b>															
			Site permits By Owner		LSUM										
			Mailing & shipping		MO										
			Drug testing & finger printing program		LS										
<b>Administrative requirements</b>															
<b>Minor Item Code 01310.000 Project management and coordination</b>															
			Project Manager(3/4 Time)		Week										
			Superintendent-full time		Week										
			Project engineer		Week										
			Project coordinator (full time)		Week										
			Certified payroll clerk 8hrs/wk		Week										
			Building layout - C&S Assist Super		MH										
			Site layout - C&S Assist Super		MH										
			Preconstruction Services		LS										
<b>Project management and coordination</b>															
<b>Construction progress documentation</b>															
			Project photographs & videos		LS										
			Schedule - C&S in house		Week										
			Expediting - 4 hours per week		Week										
			Job office supplies		MO										
			As-built drawings		LSUM										
			O & M manuals		EACH										
<b>Construction progress documentation</b>															
<b>Administrative requirements</b>															

A		Item				UNIT COSTS				TOTAL COSTS					
L	DETAILS	Code	Description	Qty.	Manhours/	Labor	Material	Equip.	Sub	Labor	Material	Equip.	Sub	Line Item	Item
T					Unit	\$	\$	\$	\$	\$	\$	\$	\$	Unit\$	Total \$
<b>Temporary facilities and controls</b>															
<b>Temporary utilities</b>															
			Construction electrical utilities		Month										
			Temp Power - SMUD		MO										
			Temp elect is in place		LS										
			Elect Distribution by C&S Assist Super		Sq ft										
			Temporary Lighting by C&S Assist Super		Sq ft										
			Construction water utilities by Owner		Month										
			Drinking water & ice		WEEK										
			Water distribution by C&S Assist Super		WK										
<b>Temporary utilities</b>															
<b>Construction facilities</b>															
			Move in & out by Owner		Each										
			Weekly SWPPP in box 3		Week										
			Job office trailer for IOR		Month										
			Temporary toilets (5 ea)		MO										
			Project plans by District		LSUM										
			Temporary telephone		mo										
			Construction cellular phones		Month										
<b>01520.000 Construction facilities</b>															
<b>01540.000 Construction aids</b>															
			Equipment Rental		MO										
			Expendable tools & equip		LS										
			Gas, oil & grease		MO										
			Weather protection not included		ls										
			Temporary heat not included		ls										
			Forklifts		Month										
<b>01540.000 Construction aids</b>															

A	Item	UNIT COSTS								TOTAL COSTS					
L	DETAILS	Code	Description	Qty.	Manhours/	Labor	Material	Equip.	Sub	Labor	Material	Equip.	Sub	Line Item	Item
T					Unit	\$	\$	\$	\$	\$	\$	\$	\$	Unit\$	Total \$
<b>Temporary barriers and enclosures</b>															
			Construction fencing		LNFT										
			Temp fire protection		MO										
			Safety work		LS										
<b>Temporary barriers and enclosures</b>															
<b>Project identification</b>															
			Project sign		Each										
			Other signs		Each										
<b>Project identification</b>															
<b>Temporary facilities and controls</b>															
<b>Execution requirements</b>															
<b>Cleaning</b>															
			Housekeeping C&S by Assist Super		WK										
			Final Cleaning C&S by Assist Super		WK										
			Final clean-up - sub		LS										
			Dumpsters 2ea/month		Month										
<b>Cleaning</b>															
<b>Execution requirements</b>															
<b>ESTIMATE TOTALS</b>															

**EXHIBIT G**  
**CONSTRUCTION SCHEDULE**  
**[TO BE ADDED BY AMENDMENT]**



**EXHIBIT H  
PRECONSTRUCTION SERVICES**

A. Entity's General Duties and Status:

Entity covenants with the District to furnish Entity's best skill and judgment and to cooperate with any other consultants and any design professionals employed by the District in connection with the Project. Entity agrees to perform the Preconstruction Services in the best way and in the most expeditious and economical manner consistent with the interests of the District.

Entity shall supervise and direct the Preconstruction Services using its best skill and attention, and shall be responsible for coordinating all portions of its Preconstruction Services. Entity shall be responsible to the District for the acts and omissions of its employees, subcontractors, and their agents and employees, and other persons performing any of the Preconstruction Services under a contract with Entity. Entity shall at all times enforce strict discipline and good order among its employees, and shall not employ on the Project any unfit person or anyone not skilled in the task assigned to him or her.

Entity affirms that, to the best of its knowledge, there exists no actual or potential conflict between family, business, or financial interests of Entity and performance of the Preconstruction Services. In the event of change in either interests or services under this Agreement, Entity affirms that it will raise with the District any question regarding possible conflict of interest which may arise as a result of such change.

B. Items of Preconstruction Services:

1. Collaboration/Meetings: Entity, with Architect, shall jointly schedule and attend regular meetings with the District and the District's consultants. Entity shall collaborate with Architect, the District and the District's consultants regarding site use and improvements, and the selection of materials, building systems and equipment. Entity shall provide on-going review and recommendations on construction feasibility; actions designed to minimize adverse effects of labor or material shortages; time requirements for procurement, installation and construction completion; and factors related to construction cost, including estimates of alternative designs or materials, preliminary budgets, and possible economies. Entity also shall participate in developing a construction plan to address project risk and minimize disruptions to the District's educational programs at the Project site.

The recommendations and advice of Entity concerning design alternatives shall be subject to the review and approval of the District and the District's professional consultants. It is not Entity's responsibility to ascertain that the drawings and specifications are in accordance with applicable laws, statutes, ordinances, building codes, rules and regulations. However, if Entity recognizes, or should reasonably have recognized, that portions of the drawings and specifications are at variance therewith, Entity shall promptly notify Architect and the District in writing.

2. Site Investigation: Entity shall carefully examine the site at which the work will be performed and all of the documents included in the contract documents; perform all reasonable investigations essential to a full understanding of the difficulties that may

1 be encountered in performing the work; and acquaint itself through reasonable  
2 discovery with the conditions under which the work is to be performed, including,  
3 without limitation, local labor conditions, local weather patterns, restriction in access  
4 to and from the Project site, prior work performed by others on the Project, and  
5 obstructions and other conditions relevant to the work, the site of the work and its  
6 surroundings. With the exception of subsurface conditions or other conditions  
7 which qualify under the differing site condition clause, if any, Entity expressly  
8 assumes the risk of any variance between the actual conditions, either discovered  
9 or discoverable through reasonable investigation in the performance of  
10 Preconstruction Services hereunder, and the conditions shown or represented in  
11 the contract documents.  
12

13 Notwithstanding the foregoing, Entity may need to perform site investigation to  
14 confirm utilities and other infrastructure impacted or incorporated into the design to  
15 confirm location and or condition at the District's discretion. Entity's fee includes an  
16 allowance of **\$15,000** to be used on a time and material basis for this site  
17 investigation to be used at the District's discretion. Any unused allowance amount  
18 will be returned to the District via a deductive amendment.  
19

- 20 3. Preliminary Project Schedule: Entity shall prepare and update a preliminary Project  
21 schedule for the District's review and approval consistent with the timeline dates  
22 noted herein. The schedule shall provide for expeditious and practicable execution  
23 of the Project. As design proceeds, the preliminary Project schedule shall be  
24 updated as needed to indicate proposed activity sequences and durations,  
25 milestone dates for receipt and approval of pertinent information, submittal of the  
26 TBR and Lease Payment Schedule, preparation and processing of shop drawings  
27 and samples, delivery of materials or equipment requiring long-lead time  
28 procurement, and proposed date of final completion of the Project and any discrete  
29 portions of the Project (if different). Entity shall provide a detailed Construction CPM  
30 schedule that identifies the critical path within the construction phase. A minimum  
31 of two weeks of float for the District's use needs to be identified.  
32
- 33 4. Preliminary Cost Estimates: Entity shall provide estimating services as needed  
34 throughout development of the construction documents. Depending on the stage of  
35 document development, the scope and nature of the estimating services may  
36 change. Entity will be expected to provide estimating of portions of the work,  
37 systems being considered, details as they are developed, and other estimating  
38 exercises that the District, Architect and Entity deem advisable. Entity also will be  
39 required to provide detailed estimates of the Work at each design phase milestone  
40 based on the drawings and specifications received from the Architect, and shall set  
41 forth any assumptions or interpretations that Entity used in making the estimate.  
42 Entity also will be required to participate in estimate reconciliation meetings to  
43 review any discrepancies from the Architect's estimates.  
44
- 45 5. Value Engineering: While providing its Preconstruction Services, Entity shall be  
46 continuously pursuing opportunities to create additional value by identifying options  
47 to reduce capital or life cycle cost, improve constructability and functionality, or  
48 provide operational flexibility, while satisfying the District's programmatic needs.  
49 Entity shall develop value engineering proposals ("VEP") for the District's and  
50 Architect's approval for alternative systems, means, methods, finishes, equipment  
51 and the like that satisfy the general design criteria of the Project, but which result in



1 savings of time or money in constructing or operating and maintaining the Project.  
2 Each VEP shall describe the proposed change, identify all aspects of the Project  
3 directly or indirectly affected by the change, specify the cost or time savings to be  
4 achieved if the VEP is accepted, and detail any anticipated effect on the Project's  
5 service life, economy of operation, ease of maintenance, appearance, design or  
6 safety standards. Formal VEP will be required of the Entity to be submitted for  
7 consideration as determined by the District's Representative.  
8

- 9 6. Constructability Review of Construction Documents: During development of the  
10 plans and specifications, Entity shall continually review the design and construction  
11 documents for clarity, consistency, constructability and coordination among the  
12 design disciplines' drawings, the Project construction phases (if any), and the  
13 construction trades, and shall collaborate with Architect and the District in  
14 developing solutions to any identified issues.  
15

16 Entity shall engage those subcontractors it deems necessary to participate in the  
17 constructability reviews. Regardless of whether Entity engages subcontractors,  
18 Entity shall remain fully responsible for the constructability reviews. This includes,  
19 unless excepted, the Entity's obligation during preconstruction services to use BIM  
20 modeling and complete constructability review to bring documents from level 300 to  
21 level 400 for constructability, clash detection, and pricing of the TBR.  
22

23 A. BIM Review:

24  
25 Within five (5) days following execution of the Facilities Lease, Entity shall  
26 provide to District for approval a schedule for BIM review, broken down into  
27 identifiable or defined modules, prior to DSA submittal. In accordance with  
28 the approved schedule, Entity shall communicate any questions or concerns  
29 regarding constructability, including any potential clashes detected, to  
30 Architect and shall raise any issues requiring discussion at the regular design  
31 meetings. At the time scheduled for completion of review of each module,  
32 Entity shall certify to the District that it has had a full and fair opportunity to  
33 fully evaluate the module or shall identify any additional review Entity  
34 concludes is necessary to perform prior to preparation of the TBR.  
35

36 If, during construction, Entity proposes a change due to a conflict, then Entity  
37 shall have the burden to establish that such conflict could not reasonably  
38 have been identified during preconstruction BIM constructability review.  
39

40 B. Constructability Review following DSA Submittal:

41  
42 If Entity has not conducted constructability review, including BIM review, prior  
43 to submittal to DSA then, no later than three (3) weeks after submission of  
44 construction documents to DSA for approval, Entity shall commence a formal,  
45 documented constructability review. The formal constructability review shall  
46 be completed within two (2) weeks so that the comments therein can be  
47 evaluated and incorporated as appropriate prior to DSA approval. Entity shall  
48 also perform a "back-check" prior to DSA approval to ensure the design team  
49 has addressed the review comments. The purpose of all of Entity's  
50 constructability reviews, including those before submission of the construction  
51 documents to DSA for approval and the formal constructability review(s), is to

1 determine that the design comprises complete, accurate and fully coordinated  
2 drawings and specifications for construction, and thereby reduce the risk of  
3 disruption, delay, change orders and potential claims. Entity will focus on  
4 accuracy, completeness, sequencing and coordination. Entity's reviews also  
5 will seek out alternative construction materials and systems that may result in  
6 a cost or time savings to the District. The results of the reviews shall be  
7 provided in writing and as notations on the construction documents. Nothing  
8 in the contract documents shall relieve the Architect and the other design  
9 professionals from their obligation to perform their services and design the  
10 Project in accordance with the terms of their respective contracts and the  
11 applicable standard of care, and final decision on all such cost or time saving  
12 reviews shall be with the District and/or its separately retained construction  
13 management or design consultants.  
14  
15

16 7. Development of Total Base Rent: Entity shall prepare a plan to develop the TBR,  
17 including without limitation a bidding approach and schedule to obtain competitive  
18 bids from potential subcontractors and suppliers, and submit the plan to the District  
19 for approval sufficiently prior to DSA approval to allow for District review and  
20 comment and any revision by the time DSA approval is secured. The plan shall  
21 include at least the following elements:  
22

23 a. Entity shall seek to develop subcontractor interest in the Project and shall  
24 collaborate with the District and Architect to develop a list of possible  
25 subcontractors, including suppliers, from whom bids will be requested for each  
26 principal portion of the work;  
27

28 b. Entity shall prepare bid packages for the complete scope of work for all  
29 trades that will be subcontracted, other than those for which a subcontractor or  
30 supplier was listed in Entity's Proposal;  
31

32 c. Entity shall provide public notice (under the District's public works notice  
33 procedures) of availability of work to be subcontracted, including a fixed date and  
34 time on which qualifications statements, bids, or proposals will be due. Entity will  
35 submit a copy of the bid advertisement and any addenda affecting the bid date to  
36 the District;  
37

38 d. Entity shall establish reasonable qualification and selection criteria and  
39 standards, and state such criteria in its solicitation documents;  
40

41 e. Entity shall require prequalification if required by law or by the District.  
42 Mechanical, electrical, and plumbing subcontractors (those with any of the  
43 following license classifications: C-4, C-7, C-10, C-16, C-20, C-34, C-36, C-38,  
44 C-42, C-43 and C-46) must be prequalified prior to submitting bids for the  
45 Project. Entity shall work with the District in prequalifying such subcontractors,  
46 using the District's standard Prequalification Questionnaire and uniform rating  
47 system;  
48

49 f. Entity shall require all potential subcontractors, truckers and any suppliers  
50 and/or vendors subject to California's prevailing wage laws to be registered with

1 the Department of Industrial Relations pursuant to Labor Code section 1725.5 at  
2 the time of bidding;

3  
4 g. If Entity plans to self-perform any work, Entity must submit a sealed bid  
5 directly to the District a minimum of 48 hours in advance of the bid due date for  
6 the subcontractors; the cumulative amount of self-perform work not required to  
7 be blind bid is \$50,000;

8  
9 h. The District has a local business participation goal of 20% of the direct  
10 cost of construction being performed by contractors within the District boundary,  
11 which goal must be noted in the solicitation document. Entity shall address its  
12 plan to achieve this goal and shall follow this plan during preconstruction  
13 services. Bids must identify associated zip codes for location of business  
14 address and business owner home address to identify such local subcontractors  
15 and suppliers;

16  
17 i. DVBE outreach is required and goal of 3% must be noted in the  
18 solicitation document. Entity shall address its plan to achieve this goal in its bid  
19 and shall follow this plan during preconstruction services;

20  
21 j. Entity shall specify how it will determine that the subcontractor or supplier  
22 has the financial resources, qualifications, and experience to complete the work  
23 for which it is proposed;

24  
25 k. Entity shall propose award of subcontracts in accordance with the  
26 following competitive selection processes:

27  
28  
29 i. For work that has a value of \$5000 or more but less than one-half  
30 of one percent of the construction price that is subcontracted, a  
31 minimum of three bids is expected for each trade. Such bids may  
32 be solicited through informal bidding and contracts awarded based  
33 on low bid or best value. The LLB Entity will provide the District  
34 with a copy of their bid advertisement and subsequent addenda.

35  
36 ii. For work that has a value equal to or greater than one-half of one  
37 percent of the construction price that is subcontracted, the  
38 competitive sub-bid selection process (i) will require advertisement  
39 in accordance with that required of the District, fixing a date on  
40 which qualifications, bids or proposals are due; (ii) will permit  
41 selection and award of subcontracts on either a best value basis  
42 or to the lowest responsible bidder; and (iii), if a best value basis  
43 will be used, establish in the solicitation reasonable qualification  
44 criteria and standards. The Entity shall will provide the District  
45 with a copy of their bid advertisement and subsequent addenda.  
46 Subcontractors awarded construction subcontracts under this  
47 process shall be afforded all protections of the Subletting and  
48 Subcontracting Fair Practices Act (commencing with Section 4100  
49 of the California Public Contract Code.  
50

1 I. District shall have the right to review the proposed subcontractors and to  
2 object to or reject any proposed subcontractor or supplier;

3  
4 m. For any work not required to be bid, Entity shall provide a detailed  
5 estimate of the cost of the work, including documentation sufficient to support  
6 that the price is reasonable;

7  
8 n. Entity shall propose a TBR, which shall be the sum of the i) general  
9 conditions cost as bid, ii) the cost of any actual construction work performed by  
10 Entity's own forces, iii) the cost of all subcontract bids, iv) Entity's fee, as bid,  
11 v) costs of bonds and insurance, vi) contingencies and allowances, and  
12 vii) financing costs.

13  
14 o. Entity shall develop a final price proposal to include the written rationale  
15 for the price and objectively-verifiable documentation of its costs to perform the  
16 construction work under the Facilities Lease. The documentation shall include:

- 17  
18 • A written evaluation for each of the portions of work, including a summary  
19 of the bids received, the actual bid proposals, and identify the subcontract  
20 bidder(s) that Entity recommends;
- 21  
22 • For any DVBEs listed in the proposal, documentation supporting the  
23 DVBE's price, including a written rationale explaining why the price is  
24 reasonable;
- 25  
26 • A list of the drawings and specifications, including all addenda, that were  
27 used in preparation of the price proposal;
- 28  
29 • "Good Faith Efforts" documentation to reflect DVBE outreach (by the  
30 Entity and its selected subcontractors) if the 3% DVBE participation goal  
31 is not met (see Attachment 1 hereto);
- 32  
33 • The proposed TBR broken down by element comprising the TBR,  
34 including a statement of the estimated cost and a schedule of values  
35 organized by trade categories;
- 36  
37 • A list of the clarifications and assumptions made by Entity in preparing the  
38 final proposed TBR to supplement the information contained in the  
39 drawings and specifications;
- 40  
41 • The date of commencement and the date of completion upon which the  
42 proposed TBR is based;
- 43  
44 • A list of allowances and a statement of their basis; and
- 45  
46 • A detailed cost breakdown of all general conditions and jobsite  
47 management expenses included in the TBR.

48  
49 p. Entity shall develop a proposed Lease Payment Schedule based on its  
50 proposed TBR.  
51

Entity shall meet with the District and Architect to review the final price proposal, proposed TBR, and proposed Lease Payment Schedule and the written statement of its basis. If the District or Architect discover any inconsistencies or inaccuracies in the information presented, they shall promptly notify Entity, who shall make appropriate adjustments to the documentation.

Entity shall be present at the Board meeting at which the TBR and Lease Payment Schedule is proposed for approval and be available to answer any Board questions regarding the TBR or Lease Payment Schedule. The cost of any revisions to the proposed TBR or Lease Payment Schedule or supporting documentation or analysis required by the Board as a condition of approval of Phase II of the Work is included in Preconstruction Services.

8. Long Lead Time Items: Entity shall recommend to the District and Architect a schedule for procurement of any long-lead time items which will constitute part of the work as required to meet the Project schedule. If such long-lead time items are procured by the District, they shall be procured on terms and conditions acceptable to Entity. [The District will add an allowance for procurement of long-lead time items by an Amendment during Preconstruction, subject to approval of the District prior to purchase of such items.] Upon Notice to Proceed with Phase II of the Work, all contracts for such items shall be assigned by the District to Entity, who shall accept responsibility for such items as if procured by Entity. Entity shall expedite the delivery of long-lead time items to ensure delivery and installation to meet the scheduled completion date.

9. Insurance costs for pre-construction services: In accordance with Exhibit E, the Entity shall provide insurance, as required by Sections III and IV.

C. Term, Progress and Completion:

Time is of the essence. The District desires to submit the construction documents to DSA no later than **September, 2024**. DSA approval is estimated to occur no later than end of **December, 2024**, followed by development and approval of the Total Base Rent and Lease Payment Schedule, which is anticipated to require approximately eight weeks. The District desires to submit the proposed Total Base Rent and Lease Payment Schedule to the Board for approval no later than the meeting scheduled for **10, April, 2025**. Entity shall perform all of its Preconstruction Services consistent with these timelines.

D. Compensation:

The District shall compensate Entity for performing the Preconstruction Services as follows: the fixed fee of \$\_\_\_\_\_ [Amount from Fee Proposal], divided as follows among the required preconstruction services:

	ITEM Description	AMOUNT	
1	Proposed Preconstruction Services Fee – Site Evaluation (Allowance)	\$ 15,000	
2	Proposed Preconstruction Services Fee – Constructability Review	\$	
3	Proposed Preconstruction Services Fee – Pre-Construction Meetings	\$	
4	Proposed Preconstruction Services Fee – Value Engineering	\$	

5	<b>Proposed Preconstruction Services Fee – Detailed Construction Critical Path Schedule</b>	\$	
6	<b>Proposed Preconstruction Services Fee – Preliminary and Detailed Estimates</b>	\$	
7	<b>Proposed Preconstruction Services Fee – Construction Planning and Logistics Plan</b>	\$	
8	<b>Proposed Preconstruction Services Fee – Assessment of Long Lead Time Items (Does not include Allowance; to be added via Amendment during Preconstruction)</b>	\$	
9	<b>Proposed Preconstruction Services Fee – Development of Total Base Rent</b>	\$	
10	<b>Total for Preconstruction Services (Rows 1-9)</b>		\$
11	<b>General Conditions:</b> Refer to EXHIBIT C as reference for allowable costs and items that the Developer will include as general conditions and not as part of direct costs of work.		\$
12	<b>Fee (inclusive of overhead and profit)</b> (as a percentage of direct costs)		%
13	<b>Bonds</b> (Per Facilities Lease)		%
14	<b>Insurance cost</b> (Per Facilities Lease)		%
15	<b>Interest Rate on Loan Amount</b>		%

1  
2  
3  
4  
5  
6  
7  
8  
9  
10  
11  
12  
13  
14  
15  
16  
17  
18  
19  
20  
21

Entity shall submit an invoice monthly to the District for the fee, itemized by percentage of completion for the different tasks identified above, and the expenses incurred for the billing period. No expenses above those included above in the fixed fee amount are to be charged to the District or will be allowable. The District shall pay Entity one hundred percent of the approved invoiced amount within thirty (30) calendar days of the District's receipt of the invoice.

The District may withhold, or on account of subsequently-discovered evidence nullify, the whole or a part of any payment as may be necessary to protect the District from loss, including costs and attorneys' fees, which may arise for reasons including, but not limited to, the following: 1) defective or deficient work not remedied; 2) failure of Entity to make payments properly to its employees or subcontractors; 3) a reasonable doubt that the Preconstruction Services can be completed for the then-unpaid balance of the contract price; 4) failure to achieve sufficient progress with the Preconstruction Services such that Entity is unlikely to achieve timely completion; or 5) failure of Entity to provide required certificates of insurance.

If the District adds Preconstruction Services by change order, the following rates shall apply to such additional work, unless otherwise agreed by the Entity and the District:

Classification	Rates
Principal in Charge	
Project Executive	

Pre-Construction Manager	
Senior Estimator	
Estimator/Buyer	
MEP Manager	
Purchasing Agent	
Administrative Asst.	
Project Manager	
Graphics Specialist	
Project Engineer	
VDC Manager	
Detailer	

1  
2 E. Changes/Extra Work:  
3

4 The District may order changes in the Preconstruction Services within the general scope  
5 thereof, consisting of additions, deletions, or other revisions. The compensation stated above  
6 shall be adjusted accordingly, which may or may not include an extension of the time for  
7 performance. All such changes in the Preconstruction Services, including changes in the  
8 compensation and/or time for performance, shall be authorized only by written change order,  
9 signed by the District. If Entity claims that performance of any work entitles it to additional  
10 compensation or affects the time for performance of the Preconstruction Services, Entity shall  
11 provide written notice to the District of any such claim prior to undertaking such work. If the  
12 District refuses to issue a change order for such work, Entity shall perform that work and shall  
13 submit a complete and specific claim for additional compensation or extension of the time for  
14 performance within ten (10) days after such work is performed. Failure to provide written notice  
15 of claim prior to undertaking such work, or failure to submit timely a complete and specific claim  
16 for additional compensation or extension of the time for performance, shall be deemed a waiver  
17 and abandonment of any such claim. No claim, dispute or controversy shall interfere with the  
18 progress or performance of the Preconstruction Services, and Entity shall proceed with the  
19 Preconstruction Services as directed by the District. Failure to so proceed shall be a default.  
20

21 F. Dispute Resolution:  
22

23 Initially, and promptly after identification of a claim or dispute, the District's and Entity's  
24 project managers shall meet face-to-face to review and consider the claim or dispute. If the  
25 District's and Entity's project managers are unable to resolve the claim or dispute, a senior  
26 representative from the District and a senior representative from Entity each shall review the  
27 matter in detail, and then shall meet face-to-face as soon as practicable to discuss and resolve  
28 the matter. If the senior representatives are unable to resolve the matter, then the parties agree  
29 to submit the dispute to mediation as a condition precedent to the institution of legal or equitable  
30 proceedings by either party.  
31

32 G. Fingerprinting:  
33

1           The District shall, pursuant to Education Code section 45125.1 and District policy and  
2 guidelines, determine whether fingerprinting is required of Entity or its employees for purposes  
3 of performing Preconstruction Services. If such fingerprinting is required, then the Entity shall  
4 comply with fingerprinting requirements stated in Exhibit D, General Construction Terms and  
5 Conditions, prior to performing any Preconstruction Services for which fingerprinting is required.  
6  
7  
8  
9







**Attachment 1**  
**DVBE Good Faith Efforts Outreach Requirements**

**Definitions:**

“Disabled Veteran Business Enterprise” (DVBE) means a business concern that is certified as a DVBE by the Department of General Services, Office of Small Business and Disabled Veteran Business Enterprise Services (OSDS).

“Entity” means the Lease-Leaseback Entity that will construct the Project.

“Participation Goal” or “Goal” means a numerically expressed DVBE objective that the Entity is required to make efforts to achieve in accordance with Section 17076.11 of the Education Code.

“Good Faith Efforts” means that the Entity took all necessary and reasonable steps to achieve the DVBE Participation Goal which, by their scope, intensity, and appropriateness to the objective, could reasonably be expected to obtain sufficient DVBE participation, even if they were not fully successful. Good Faith Efforts are further delineated below.

**DVBE Certification:**

In accordance with Education Code section 17076.11, this District has a Participation Goal for DVBEs of three percent (3%) per year. For any work performed by a DVBE subcontractor (including materials suppliers) to be counted toward meeting the DVBE Participation Goal, such business concern must possess current and valid certification as a DVBE through the OSDS. In addition, the work must conform to the most current regulations and requirements as published by the California Department of General Services (DGS) and/or OSDS.

A DVBE cannot self-certify. An OSDS certification letter or printout from the DGS certification website (<https://caleprocure.ca.gov/pages/PublicSearch/supplier-search.aspx>) verifying current DVBE status must be provided for each DVBE participating in the contract. The OSDS certification letter or website printout must be provided with the Proposal or during establishment of the Total Base Rent. The District will not give Entity DVBE credit for any DVBE for which Entity fails to provide the required status verification.

**Good Faith Efforts**

The Entity shall either commit to meeting the Participation Goal or demonstrate Good Faith Efforts to do so, as described below. All DVBEs for which the Entity is claiming credit (including the Entity itself if it is a DVBE) must be listed on the Subcontractor listing form and identified as DVBEs, even if the work to be performed is less than one-half of one percent (0.5%) of the bid amount, involves supply of materials, or is to be performed by a lower-tier subcontractor.

Although Good Faith Efforts have been eliminated from Public Contract Code sections 10115 *et seq.*, the District’s obligation is separately stated under Education Code section 17076.10, so the District may find Entity to have complied with the DVBE requirements if it establishes Good Faith Efforts. In order to establish Good Faith Efforts, Entity must demonstrate at least the following directly and/or through bidders for the subcontracts:

- 1 1. Select portions of the work for which to solicit DVBEs in order to increase the likelihood that  
2 the DVBE goals will be achieved. This may include breaking out contract work items into  
3 smaller units.
- 4 2. Search at least the OSDS DVBE database to identify DVBEs to solicit to perform the  
5 portions of work identified. Print the search results to include with the Good Faith Efforts  
6 documentation.
- 7 3. Advertise for DVBE participation in focus or trade publications reasonably expected to reach  
8 DVBEs in the region as early in the process as is practicable. Depending on the project and  
9 results, multiple advertisements may be appropriate. Generally, the first publication should  
10 occur no later than one week before bids are due, whichever is earlier. Submit a copy of the  
11 advertisement(s) with the Good Faith Efforts documentation.
- 12 4. Solicit interest from identified DVBEs (from the OSDS database or otherwise) as early in the  
13 bidding process as practicable to allow the DVBEs to respond to the solicitation and submit a  
14 timely bid. Solicitations may be by phone, fax, email, letter, or other reasonable means, but  
15 must be documented. Submit documentation of all outreach efforts with the Good Faith  
16 Efforts documentation. Include copies of all DVBE responses.
- 17 5. Follow up initial solicitations. Document all such efforts and DVBE responses as part of the  
18 Good Faith Efforts documentation.
- 19 6. Work with interested DVBEs, including providing adequate information about the project  
20 and portions of work available and negotiating in good faith with interested DVBEs to assist  
21 them with being able to bid. Document all such efforts with the Good Faith Efforts  
22 documentation.  
23

#### 24 **Substitutions**

25  
26 Entity and its subcontractors must use the DVBE subcontractor(s) and/or supplier(s) proposed unless  
27 Entity requests and receives authorization to substitute from the District. A DVBE subcontractor or  
28 supplier shall be replaced by another DVBE if possible. At a minimum, any request for substitution must  
29 include:

- 30  
31 (1) The reason for the substitution, which shall be limited to the circumstances permitted  
32 under Public Contract Code section 4107(a).
- 33 (2) The identity of the listed DVBE and the name, address, contractor number, and DIR  
34 registration number of the proposed replacement.
- 35 (3) If a DVBE cannot be identified as a replacement, documentation of efforts to find  
36 available DVBEs.  
37

38 The DVBE shall be given the rights afforded by Public Contract Code section 4107 prior to the District  
39 acting on a requested substitution.  
40

41 FAILURE TO ADHERE TO AT LEAST THE DVBE PARTICIPATION PROPOSED WHEN  
42 ADOPTING THE TOTAL BASE RENT MAY BE CAUSE FOR CONTRACT TERMINATION AND  
43 RECOVERY OF DAMAGES FOR DEFAULT.  
44  
45  
46  
47

END OF DOCUMENT